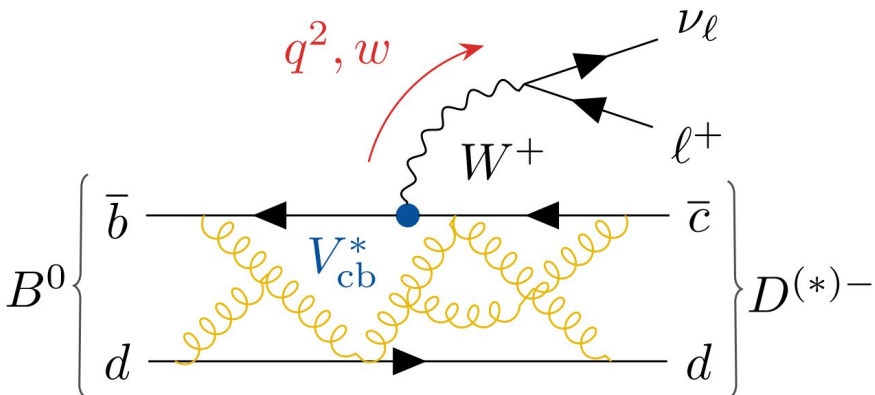


Measurements of LU in $B \rightarrow D^{(*)} l \nu$ at B-Factories

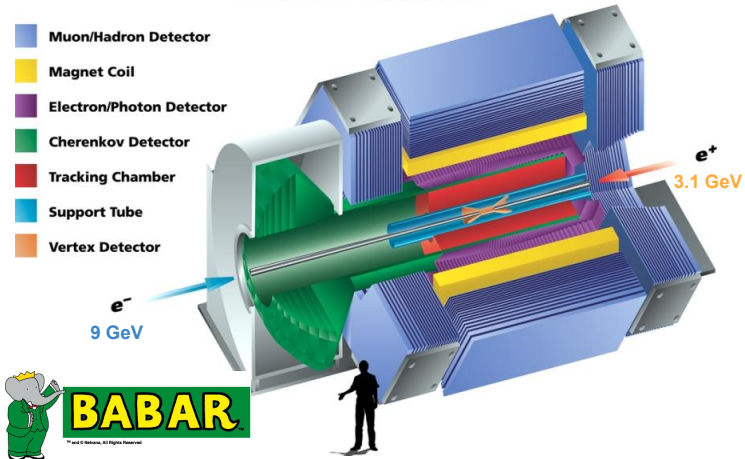
LHCb workshop on exclusive semileptonic $b \rightarrow c$ decays
Michael Hedges



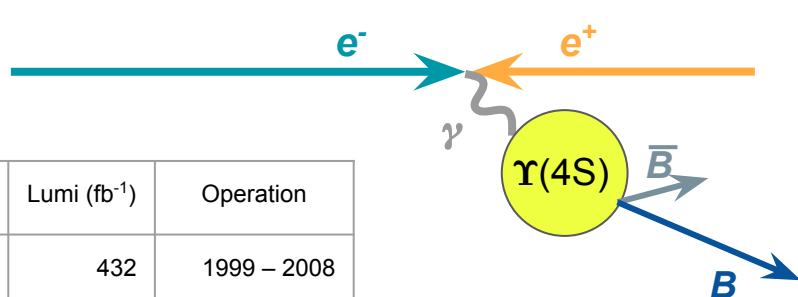
13 April 2023

B-Factories

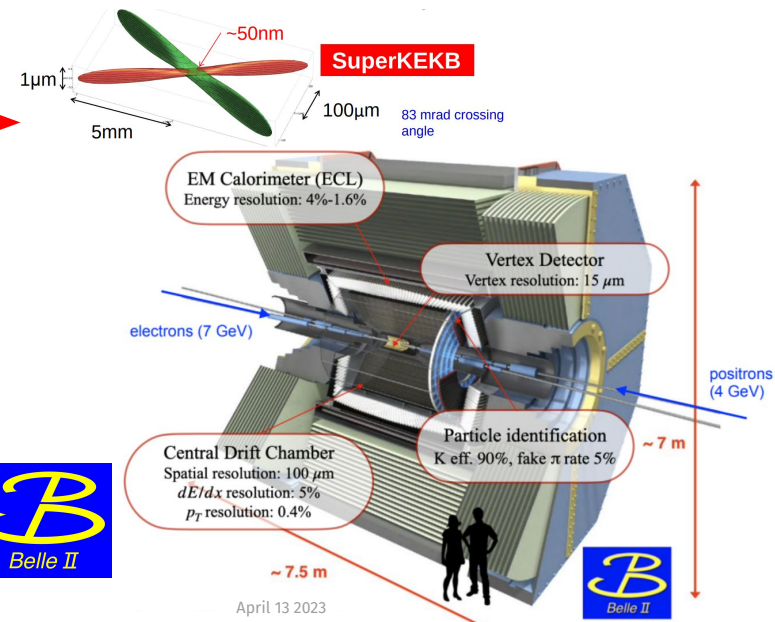
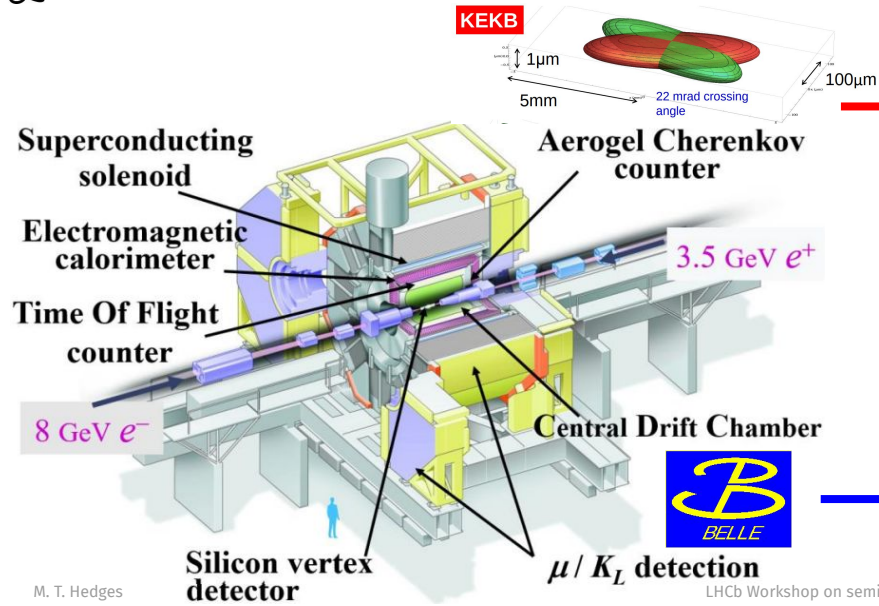




$\Upsilon(4S)$	Lumi (fb^{-1})	Operation
BaBar	432	1999 – 2008
Belle	711	1999 – 2010
Belle II	362	2018 – present



NB All experiments have additional data taken at other energies (not covered here)

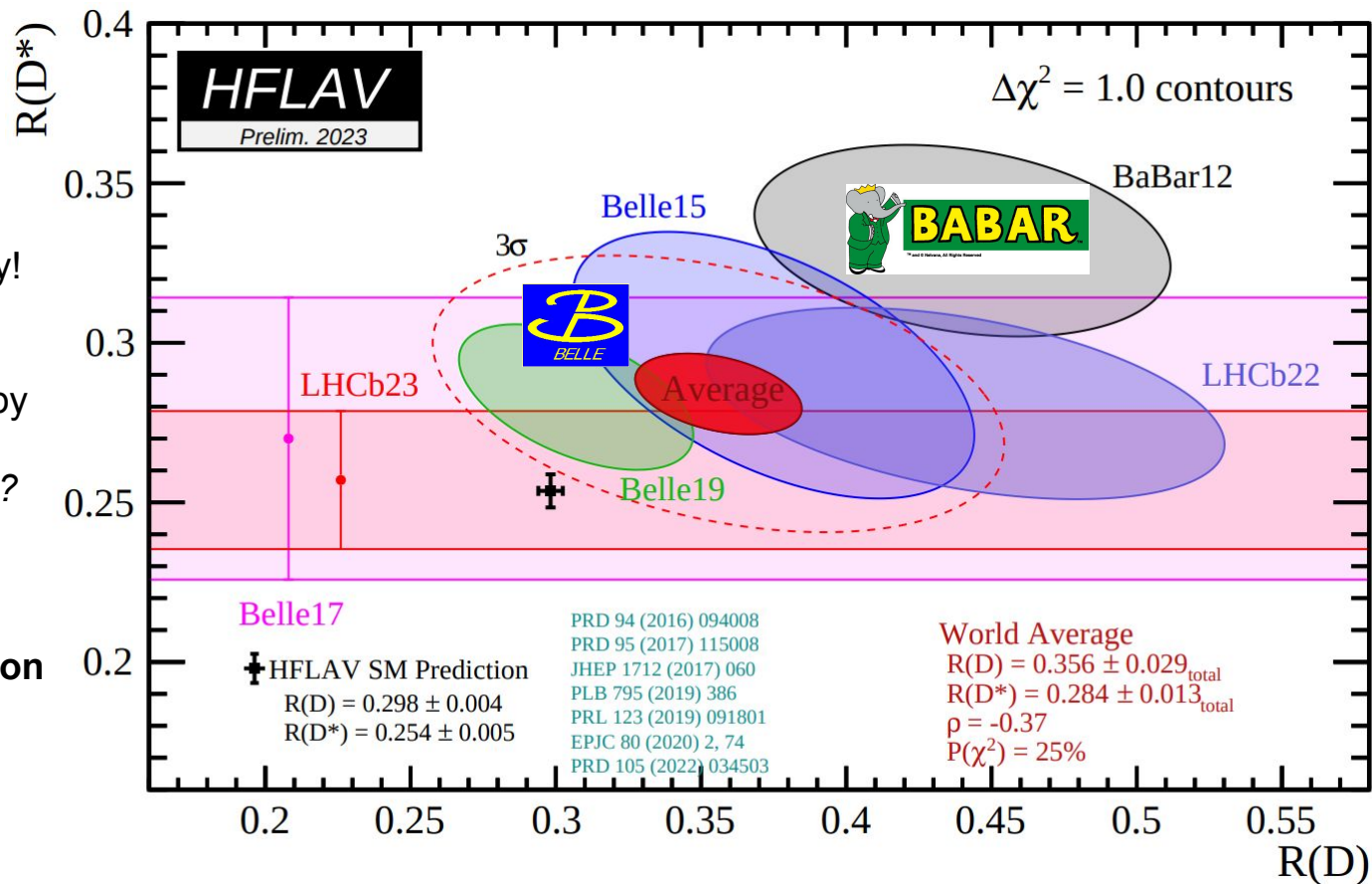


LU in $B \rightarrow D(^*)l\nu$

No news from B-factories today!

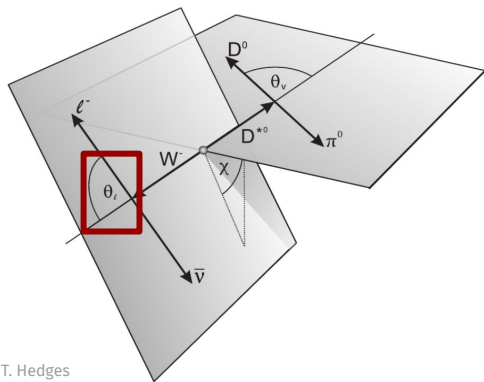
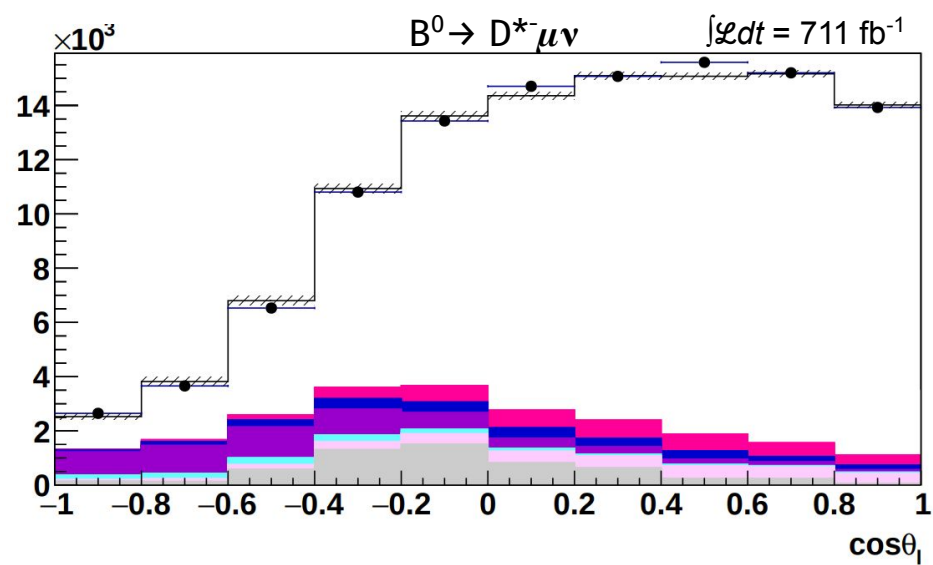
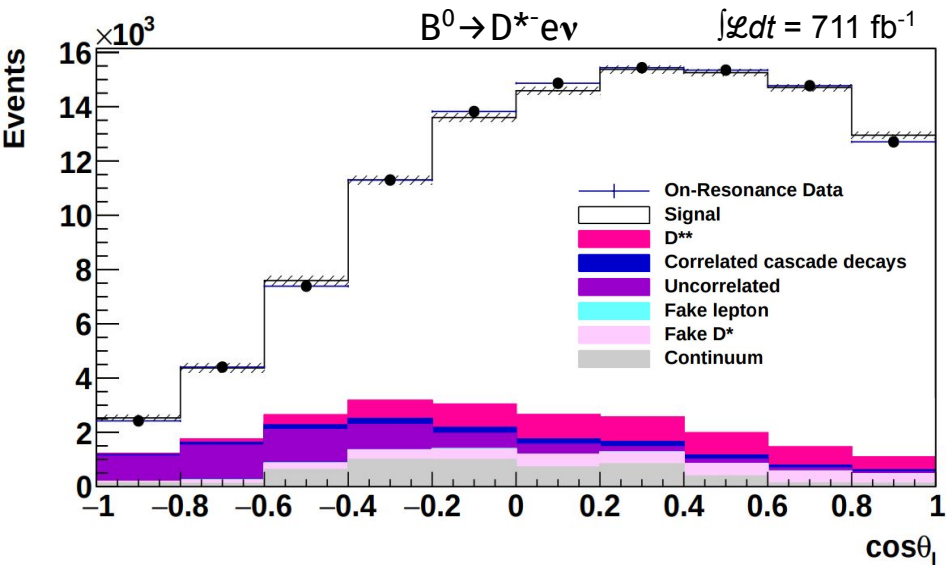
Original discrepancy reported by BaBar: ongoing 4D analysis of $|V_{cb}|$, possible future update ...?

Several independent Belle II analyses ongoing, **updates soon**



Belle untagged $|V_{cb}|$ and LU test

Belle 2018: First fully e/μ separated $|V_{cb}|$ measurement



$$\frac{\mathcal{B}(B^0 \rightarrow D^{*-} e^+ \nu)}{\mathcal{B}(B^0 \rightarrow D^{*-} \mu^+ \nu)} = 1.01 \pm 0.01 \pm \boxed{0.03}$$

Leading uncertainty comes from lepton ID

Most stringent test of LU in light-leptons at the time

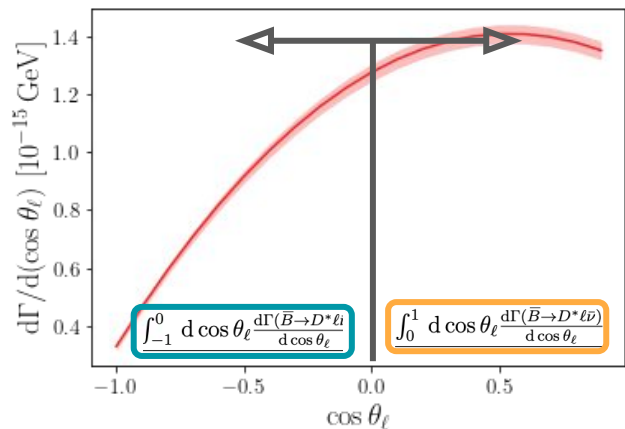


Phys. Rev. D **100**,
052007 (2019)

LU in Angular Observables

A new anomaly...? ([Eur. Phys. J. C 81, 984 \(2021\)](#))

Theorists report that Belle 2018 $|V_{cb}|$ shows **strong tension** in differences of A_{FB} between **electrons** and **muons**:



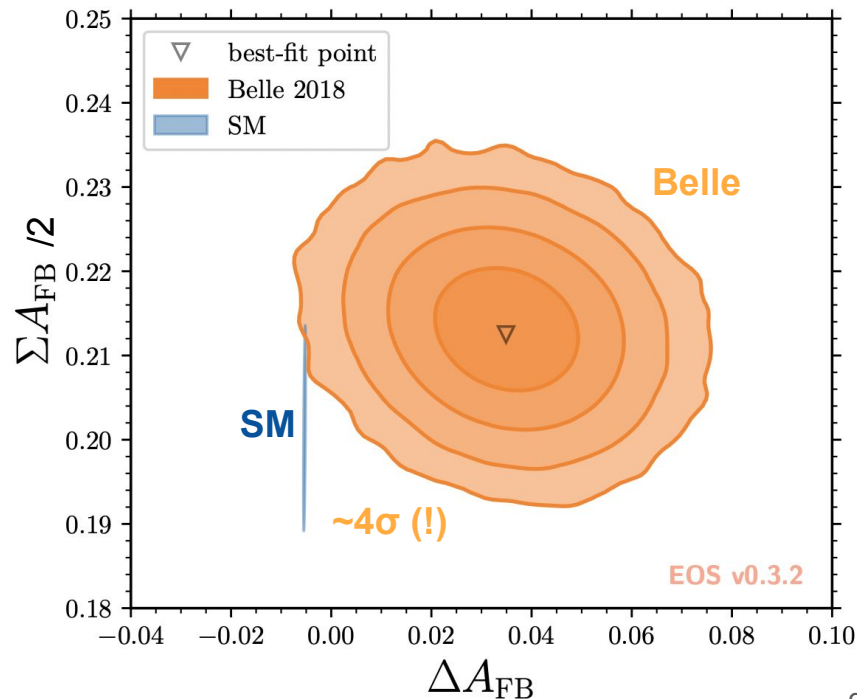
$$\Delta A_{FB} = A_{FB}(m_\ell = m_\mu) - A_{FB}(m_\ell = m_e),$$

$$\sum A_{FB} = A_{FB}(m_\ell = m_\mu) + A_{FB}(m_\ell = m_e)$$

NP scenarios here cannot also explain R(D^{*})

“There will therefore be far-reaching consequences for the field of particle physics, should this discrepancy be confirmed.”

$$A_{FB} = \frac{\int_0^1 d \cos \theta_\ell \frac{d\Gamma(\bar{B} \rightarrow D^* \ell \bar{\nu})}{d \cos \theta_\ell} - \int_{-1}^0 d \cos \theta_\ell \frac{d\Gamma(\bar{B} \rightarrow D^* \ell \bar{\nu})}{d \cos \theta_\ell}}{\int_{-1}^1 d \cos \theta_\ell \frac{d\Gamma(\bar{B} \rightarrow D^* \ell \bar{\nu})}{d \cos \theta_\ell}}$$



$(\Delta)A_{FB}$ in Belle and Belle II



M. Prim et. al ([arxiv:2301.07529](https://arxiv.org/abs/2301.07529))

TABLE VII. The forward-backward asymmetries for the four decay modes and $\bar{B}^0 B^-$ averages. The first uncertainty is statistical and the second uncertainty is systematic.

	A_{FB}
$\bar{B}^0 \rightarrow D^{*+} e \bar{\nu}_e$	$0.218 \pm 0.030 \pm 0.008$
$\bar{B}^0 \rightarrow D^{*+} \mu \bar{\nu}_\mu$	$0.280 \pm 0.032 \pm 0.009$
$B^- \rightarrow D^{*0} e \bar{\nu}_e$	$0.239 \pm 0.023 \pm 0.007$
$B^- \rightarrow D^{*0} \mu \bar{\nu}_\mu$	$0.236 \pm 0.023 \pm 0.006$
$B^{(0,-)} \rightarrow D^{*(+,0)} e \bar{\nu}_e$	$0.230 \pm 0.018 \pm 0.005$
$B^{(0,-)} \rightarrow D^{*(+,0)} \mu \bar{\nu}_\mu$	$0.252 \pm 0.019 \pm 0.005$

$$R_{e\mu} = \frac{\mathcal{B}(B \rightarrow D^* e \bar{\nu}_e)}{\mathcal{B}(B \rightarrow D^* \mu \bar{\nu}_\mu)} = 0.990 \pm 0.021 \pm 0.023,$$

TABLE VIII. The difference of the forward-backward asymmetries for the \bar{B}^0 and B^- modes, and for the $\bar{B}^0 B^-$ averages. The first uncertainty is statistical and the second uncertainty is systematic.

	ΔA_{FB}
$\bar{B}^0 \rightarrow D^{*+} l \bar{\nu}_l$	$0.062 \pm 0.044 \pm 0.011$
$B^- \rightarrow D^{*0} l \bar{\nu}_l$	$-0.003 \pm 0.033 \pm 0.009$
$B \rightarrow D^* l \bar{\nu}_l$	$0.022 \pm 0.026 \pm 0.007$

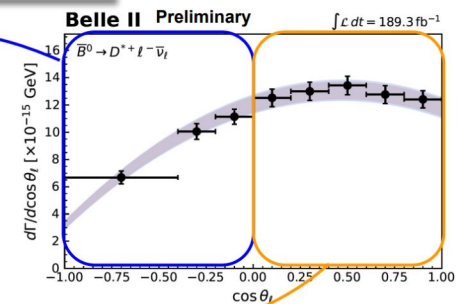
- Ratio of branching fractions between e and μ $R_{e/\mu} = 1.001 \pm 0.009 \pm 0.021$

- Angular asymmetry

$$A_{FB} = \frac{\int_0^1 d \cos \theta_\ell d\Gamma/d \cos \theta_\ell - \int_{-1}^0 d \cos \theta_\ell d\Gamma/d \cos \theta_\ell}{\int_0^1 d \cos \theta_\ell d\Gamma/d \cos \theta_\ell + \int_{-1}^0 d \cos \theta_\ell d\Gamma/d \cos \theta_\ell}$$

Obtained results:

$$\begin{aligned} \mathcal{A}_{FB}^e &= 0.219 \pm 0.011 \pm 0.020, \\ \mathcal{A}_{FB}^\mu &= 0.215 \pm 0.011 \pm 0.022, \\ \Delta \mathcal{A}_{FB} &= (-4 \pm 16 \pm 18) \times 10^{-3}. \quad \Delta \mathcal{A}_{FB} = \mathcal{A}_{FB}^\mu - \mathcal{A}_{FB}^e \end{aligned}$$

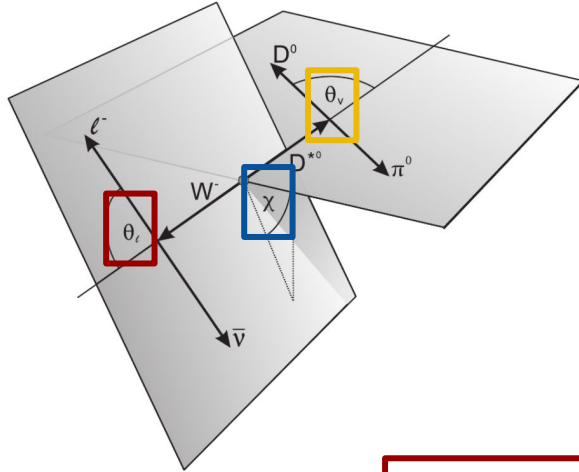


Untagged $B^0 \rightarrow D^* l \nu$
(C. Lyu, ALPS 23)

Even more asymmetries ([Phys. Rev. D 107, 015011](#))

Several more angular asymmetries were proposed to further investigate this tension

The main focus is on scenarios that do not change the q^2 *spectrum* of the decay (as there is no tension between electrons and muons there), but would **alter angular distributions**:



See talk by L. Mukherjee!

$$A_{FB}(q^2) = \left(\frac{d\Gamma}{dq^2}\right)^{-1} \left[\int_0^1 - \int_{-1}^0 \right] d \cos \theta_\ell \frac{d^2\Gamma}{d \cos \theta_\ell dq^2},$$

$$S_3(q^2) = \left(\frac{d\Gamma}{dq^2}\right)^{-1} \left[\int_0^{\pi/4} - \int_{\pi/4}^{\pi/2} - \int_{\pi/2}^{3\pi/4} + \int_{3\pi/4}^{\pi} + \int_{\pi}^{5\pi/4} - \int_{5\pi/4}^{3\pi/2} - \int_{3\pi/2}^{7\pi/4} + \int_{7\pi/4}^{2\pi} \right] d\chi \frac{d^2\Gamma}{dq^2 d\chi},$$

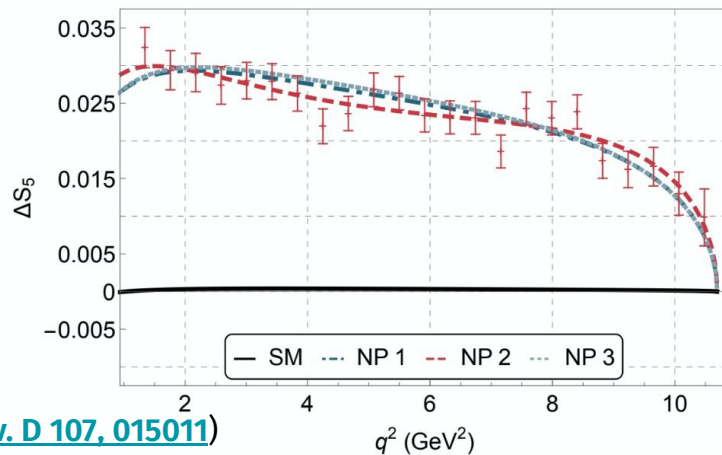
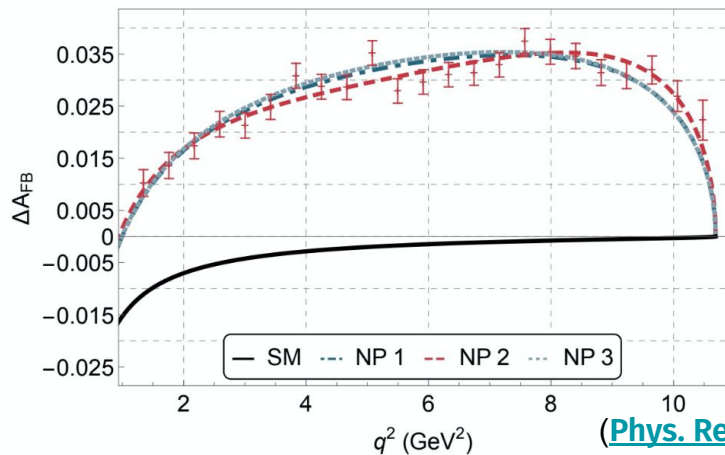
$$S_5(q^2) = \left(\frac{d\Gamma}{dq^2}\right)^{-1} \left[\int_0^{\pi/2} - \int_{\pi/2}^{\pi} - \int_{\pi}^{3\pi/2} + \int_{3\pi/2}^{2\pi} \right] d\chi \left[\int_0^1 - \int_{-1}^0 \right] d \cos \theta^* \frac{d^3\Gamma}{dq^2 d \cos \theta^* d\chi},$$

$$S_7(q^2) = \left(\frac{d\Gamma}{dq^2}\right)^{-1} \left[\int_0^{\pi} - \int_{\pi}^{2\pi} \right] d\chi \left[\int_0^1 - \int_{-1}^0 \right] d \cos \theta^* \frac{d^3\Gamma}{dq^2 d \cos \theta^* d\chi}.$$

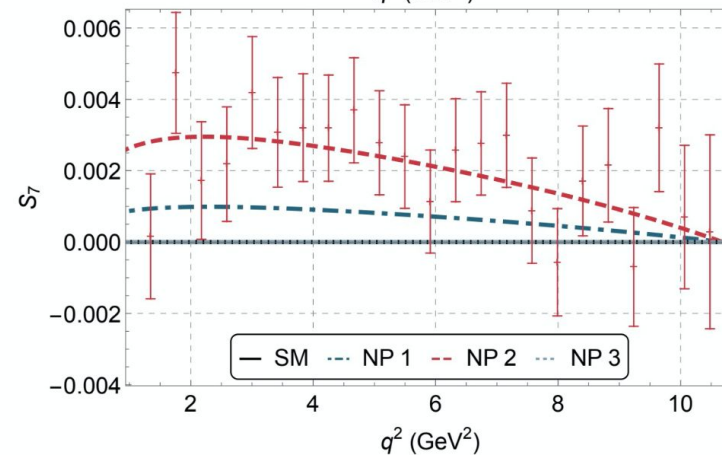
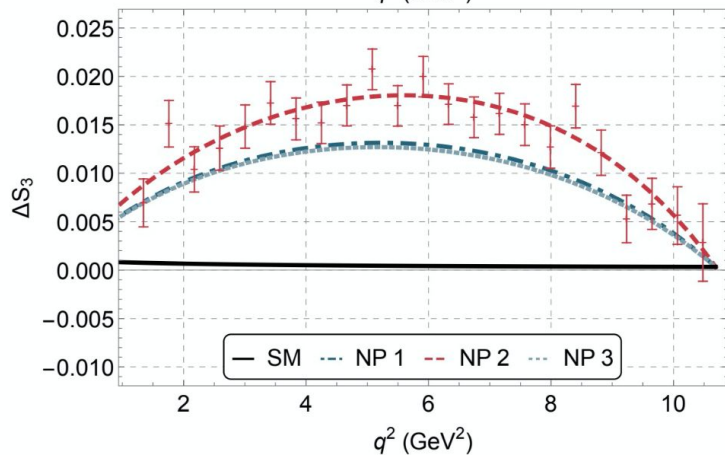
Key: measure these as a function of $q^2 = (\mathbf{p}_B - \mathbf{p}_{D^})^2$ or w*

$$w = \frac{p_B \cdot p_{D^*}}{m_B m_{D^*}} = \frac{m_B^2 + m_{D^*}^2 - q^2}{2m_B m_{D^*}}$$

Projected Belle II Sensitivity



([Phys. Rev. D 107, 015011](#))



See talk by L. Mukherjee!

- All angular asymmetry variables are +/- asymmetries:

$$\mathcal{A}(q^2) = \frac{N^+ - N^-}{N^+ + N^-}.$$

- Sensitive to LUV in the *delta* variables

$$\Delta\mathcal{A}(q^2) = \mathcal{A}^\mu(q^2) - \mathcal{A}^e(q^2).$$

- Note:* strong cancellation of systematics already in \mathcal{A}
- A_{FB} analysis can be adapted as-is to S_i just by swapping variables:

$$\mathcal{A}_x(w) \equiv \left(\frac{d\Gamma}{dw}\right)^{-1} \left[\int_0^1 - \int_{-1}^0 \right] dx \frac{d^2\Gamma}{dw dx}$$

$$A_{\text{FB}} : dX \rightarrow d(\cos \theta_l)$$

$$S_3 : dX \rightarrow d(\cos 2\chi)$$

$$S_5 : dX \rightarrow d(\cos \chi \cos \theta_V)$$

$$S_7 : dX \rightarrow d(\sin \chi \cos \theta_V)$$

$$S_9 : dX \rightarrow d(\sin 2\chi)$$

$$\mathcal{S}_3(w) = \left(\frac{d\Gamma}{dw}\right)^{-1} \left[\int_0^{\pi/4} - \int_{\pi/4}^{\pi/2} - \int_{\pi/2}^{3\pi/4} + \int_{3\pi/4}^{\pi} + \int_{\pi}^{5\pi/4} - \int_{5\pi/4}^{3\pi/2} - \int_{3\pi/2}^{7\pi/4} + \int_{7\pi/4}^{2\pi} \right] d\chi \frac{d^2\Gamma}{dw d\chi},$$



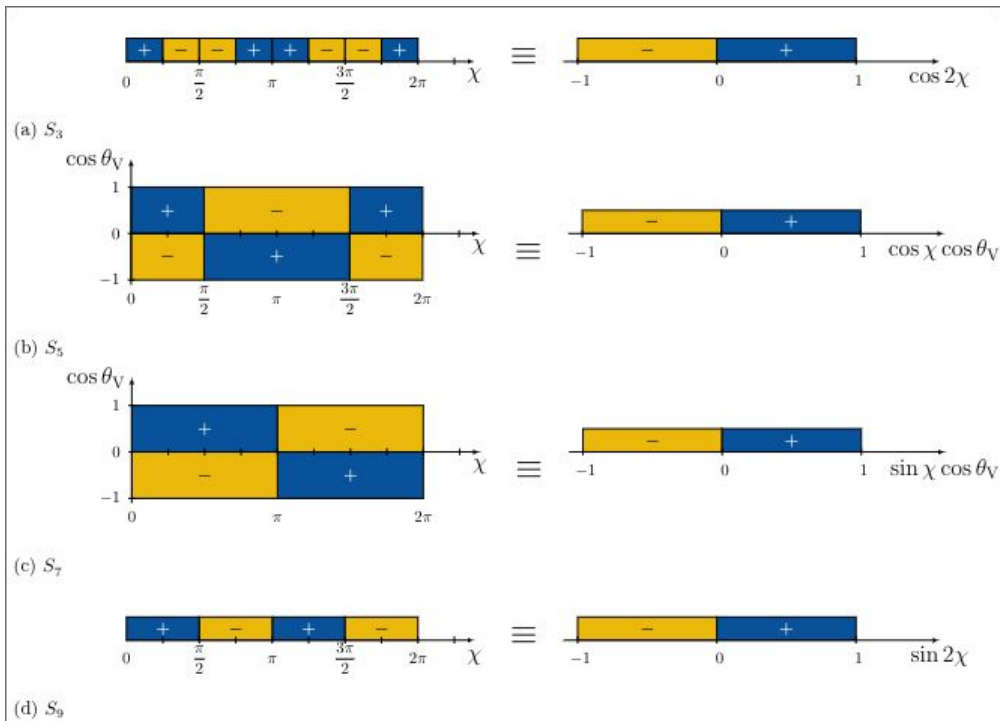
$$\mathcal{S}_5(w) = \left(\frac{d\Gamma}{dw}\right)^{-1} \left[\int_0^{\pi/2} + \int_{\pi/2}^{2\pi} - \int_{2\pi}^{\pi} - \int_{\pi}^{3\pi/2} \right] d\chi \left[\int_0^1 - \int_{-1}^0 \right] d \cos \theta_V \frac{d^3\Gamma}{dw d \cos \theta_V d\chi}.$$



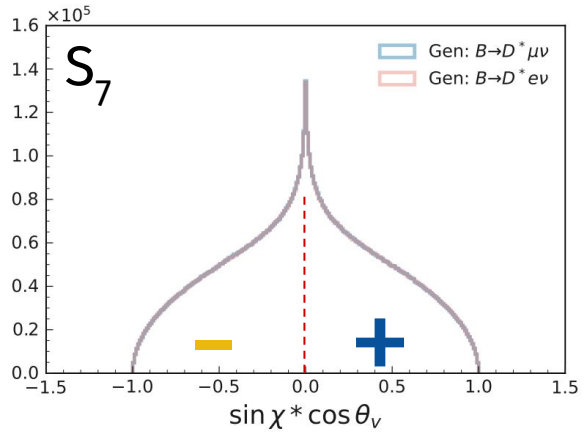
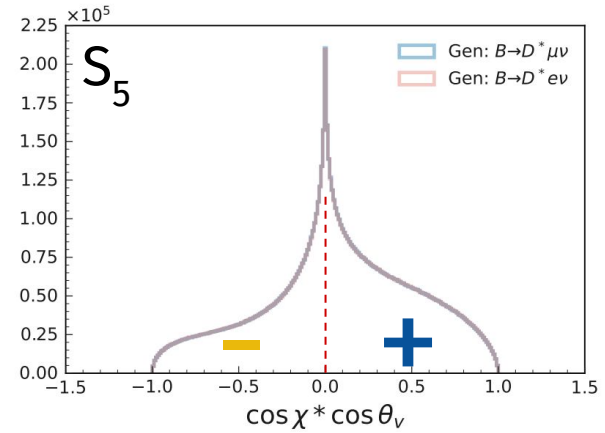
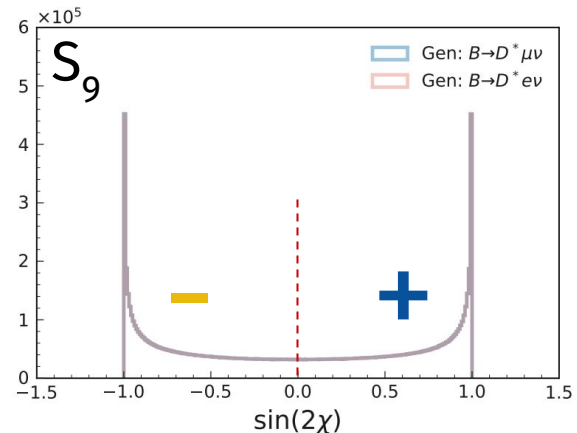
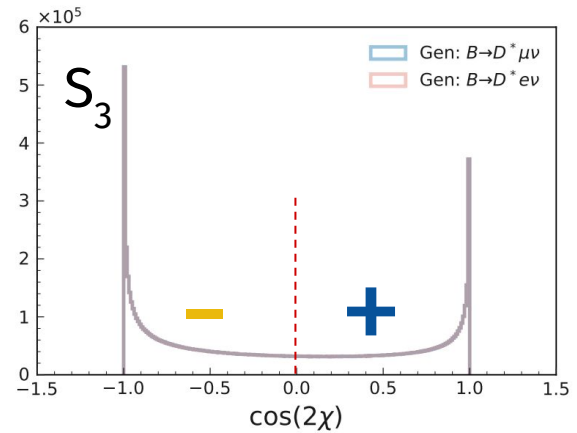
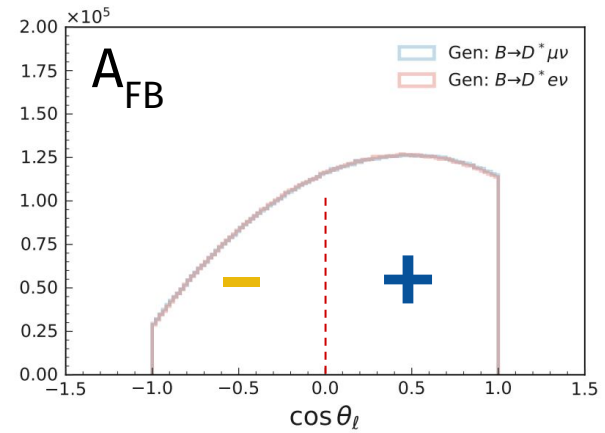
$$\mathcal{S}_7(w) = \left(\frac{d\Gamma}{dw}\right)^{-1} \left[\int_0^{\pi} - \int_{\pi}^{2\pi} \right] d\chi \left[\int_0^1 - \int_{-1}^0 \right] d \cos \theta_V \frac{d^3\Gamma}{dw d \cos \theta_V d\chi},$$



$$\mathcal{S}_9(w) = \left(\frac{d\Gamma}{dw}\right)^{-1} \left[\int_0^{\pi/2} - \int_{\pi/2}^{\pi} + \int_{\pi}^{3\pi/2} - \int_{3\pi/2}^{2\pi} \right] d\chi \frac{d^2\Gamma}{dw d\chi},$$



Angular asymmetry variables at generator MC (EvtGen)

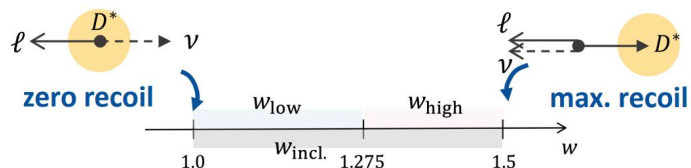


$$\mathcal{A}(q^2) = \frac{N^+}{N^+ + N^-} - \frac{N^-}{N^+ + N^-}$$

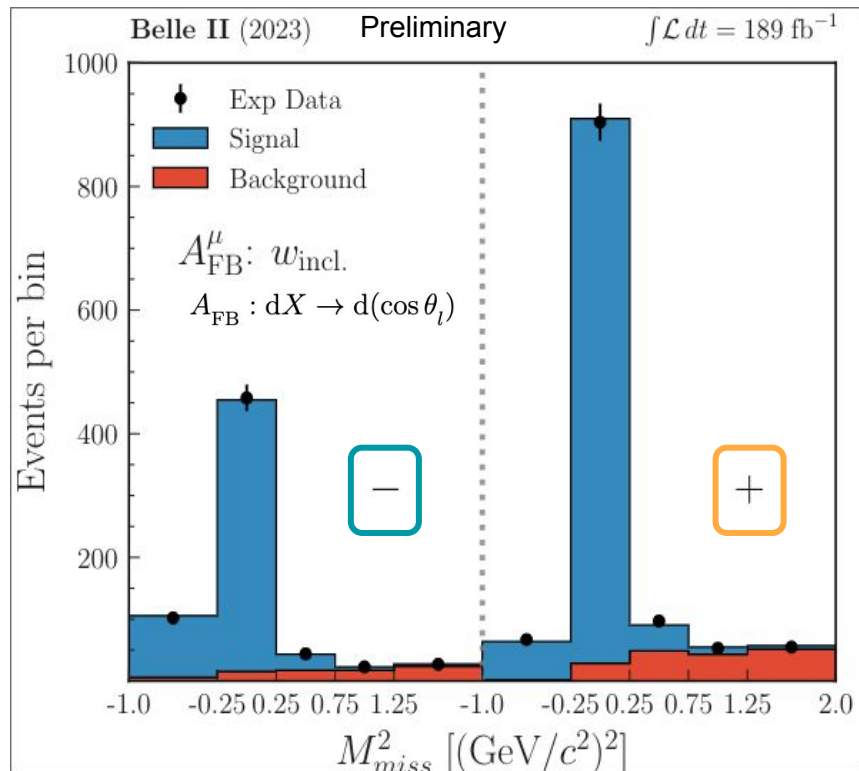
World's first experimental measurement of complete set of angular asymmetries

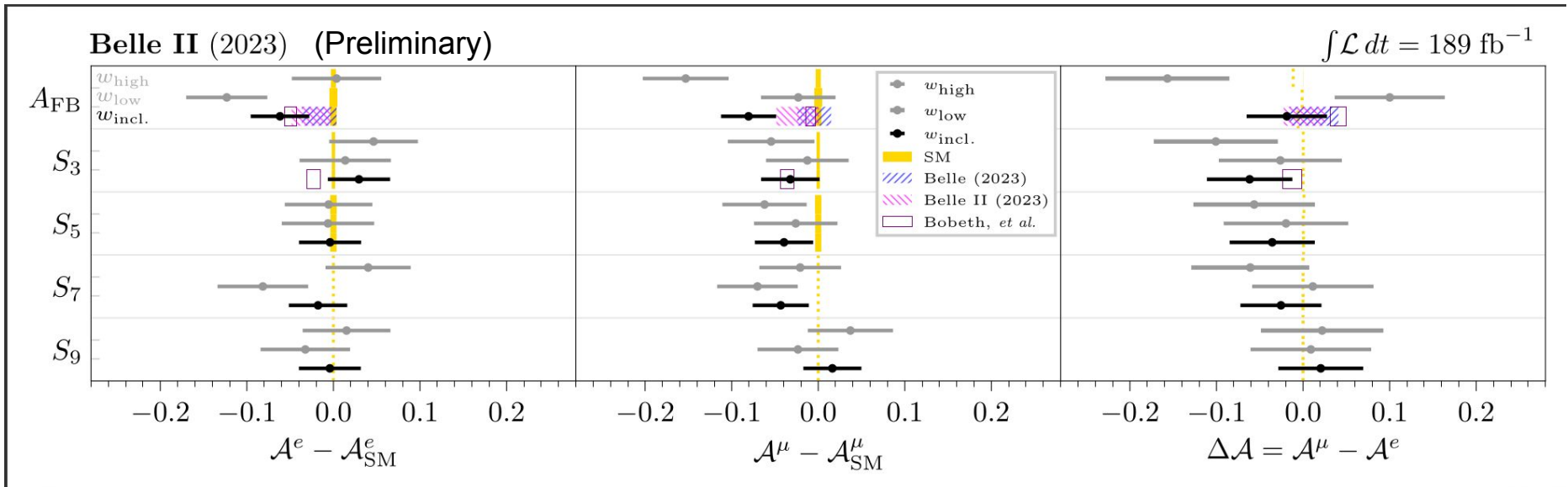
Hadronically tagged $B^0 \rightarrow D^* l \nu$ (single ν in event)
 → high purity, kinematically constrained sample

Signal extraction in ν invariant mass-squared (M_{miss}^2)
 in two w -bins plus w -inclusive range




$$w = \frac{p_B \cdot p_{D^*}}{m_B m_{D^*}} = \frac{m_B^2 + m_{D^*}^2 - q^2}{2m_B m_{D^*}}$$







 Belle tagged $|V_{cb}|$ 

 Bobeth, et al (excludes *tiny* range of w , $O(10^{-3})$ effect)

 SM uncertainties (very small)

 Belle II untagged $|V_{cb}|$ 

Overall agreement Chi2/ndf (p-val): (*stat unc dominates*)

	w_inc	w_lo & w_hi
\mathcal{A}	15.0 / 10 (p = 0.13)	27.7 / 20 (p = 0.12)
$\{\Delta A_{FB} \Delta S_3 \Delta S_5\}$	2.1 / 3 (p = 0.56)	10.2 / 6 (p = 0.12)

LUV-sensitive

Bonus: LU in inclusive decays

An intriguing claim...

The **strongest** test of τ/ℓ universality will come from the *inclusive* measurement:


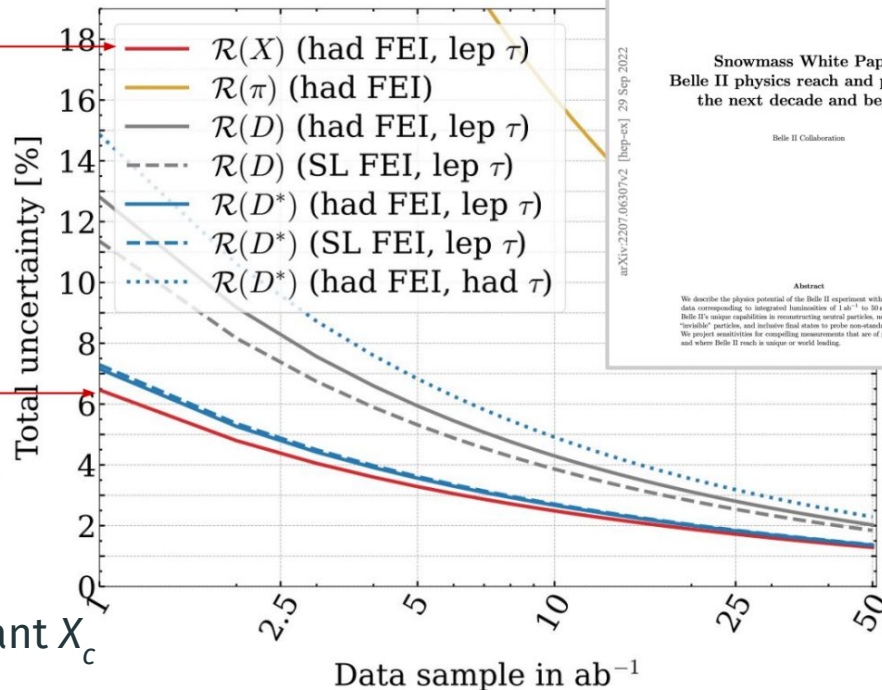
$$\mathcal{R}(X) = \frac{\mathcal{B}(B \rightarrow X\tau\nu)}{\mathcal{B}(B \rightarrow X\ell\nu)}$$

No published results from B-factories

~ 2/3 overlap with D and D*

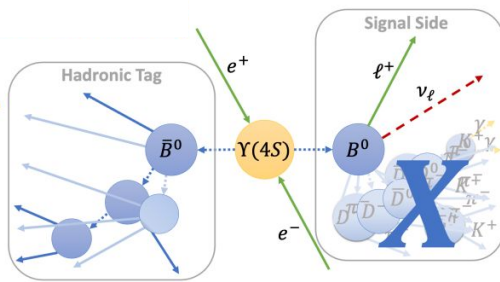
~ 1/3 contribution from D** and nonresonant X_c

$\mathcal{R}(X)$ is critical **cross-check** of $\mathcal{R}(D(^*))$ and **complimentary** test of LU



[arXiv:2301.08266](https://arxiv.org/abs/2301.08266)

$$\text{LU: INCLUSIVE } R(X_{e/\mu}) = \frac{\mathcal{B}(B \rightarrow X e \nu)}{\mathcal{B}(B \rightarrow X \mu \nu)}$$



- Challenging to model & control miscellaneous backgrounds
- Same flavor B pair used as background-enriched control sample, high momentum cut to suppress backgrounds
- Signal extracted in simultaneous fit to the **lepton momentum in the B_{sig} rest frame, p_{ℓ}^B** .

Preliminary

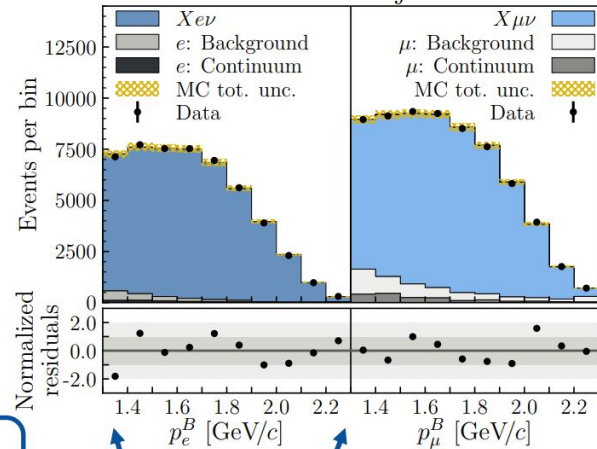
$$R(X_{e/\mu}) = 1.033 \pm 0.010^{\text{stat}} \pm 0.019^{\text{syst}}$$

- **Most precise** BF based lepton universality test in semileptonic B -meson decays to date
- **First inclusive** measurement
- Syst. unc. dominated by **lepton ID**

Consistent with SM^[1] within 1.2 σ

[JHEP 11, 007 2022](https://arxiv.org/abs/2207.12512)

Belle II Preliminary $\int \mathcal{L} dt = 189 \text{ fb}^{-1}$



$p_{\ell}^B > 1.3 \text{ GeV!}$

Lepton Universality tests in $B \rightarrow D^{(*)} l \nu$ continue to be of critical importance

From first hints to new tests, B-factories continue to leverage unique kinematic control to provide stringent measurements

$R(D^{()})$ updates coming soon*

New LU tests in Δ -asymmetries and $R(X)$ have only just started: *more work ongoing now!*

Backup

We find that the minimal tension with respect to the SM for the combined $A_{\text{FB}}^{(e)}$, $A_{\text{FB}}^{(\mu)}$ occurs for maximal anti-correlation ($\rho = -1$), which is not a realistic value. The correlation determined in the fit to the 80×80 covariance matrix is actually very small. Adopting nevertheless this most conservative choice of $\rho = -1$ still leads to a tension of 3.6σ . We emphasize again that this result is not changed by employing the pseudo-Monte Carlo approach with Cholesky decomposition for the fit as done in [53], nor by the d'Agostini effect (the plots shown in Figure 1 include the corresponding shifts). Therefore, even adopting this maximally conservative procedure, our results amount to evidence for μ - e -non-universality beyond the SM in charged-current $b \rightarrow c l \nu$ transitions. However, our finding hinges on the approximate validity of the data and specifically the correlation matrices given in Ref. [3].

Statistical uncertainty dominates:
strong cancellation of remaining systematics

$w < 1.275$	Central	Exp Stat	MC shape	Unf. & eff.	Lep. ID	π_{slow} eff.	$B(D^{**})$	K_S^0 eff.	form factors	SM
A_{FB}^{μ}	0.248	0.041	0.003	0.010	0.0011	0.0004	0.0000	0.0001	1.62×10^{-5}	0.0045
A_{FB}^e	0.149	0.044	0.005	0.010	0.0036	0.0005	0.0000	0.0002	2.07×10^{-5}	0.0046
ΔA_{FB}	0.099	0.060	0.006	0.014	0.0038	0.0006	0.0000	0.0002	4.10×10^{-6}	0.0000
S_3^{μ}	0.160	0.046	0.003	0.011	0.0005	0.0002	0.0000	0.0002	1.29×10^{-5}	0.0019
S_3^e	0.183	0.050	0.006	0.012	0.0005	0.0006	0.0000	0.0001	1.09×10^{-5}	0.0019
ΔS_3	0.026	0.067	0.007	0.017	0.0007	0.0006	0.0000	0.0004	2.00×10^{-6}	0.0000
S_5^{μ}	0.146	0.045	0.003	0.011	0.0004	0.0004	0.0000	0.0002	1.45×10^{-5}	0.0035
S_5^e	0.166	0.050	0.006	0.012	0.0010	0.0005	0.0000	0.0001	2.09×10^{-5}	0.0035
ΔS_5	-0.019	0.068	0.007	0.017	0.0011	0.0006	0.0000	0.0001	6.4×10^{-6}	0.0000
S_7^{μ}	0.060	0.044	0.003	0.011	0.0002	0.0002	0.0000	0.0001	9.61×10^{-7}	0.0000
S_7^e	0.088	0.040	0.006	0.012	0.0004	0.0002	0.0000	0.0002	9.83×10^{-7}	0.0000
ΔS_7	0.028	0.066	0.007	0.017	0.0005	0.0004	0.0000	0.0001	2.20×10^{-8}	0.0000
S_9^{μ}	0.003	0.044	0.003	0.011	0.0005	0.0003	0.0000	0.0002	1.40×10^{-6}	0.0000
S_9^e	0.035	0.049	0.006	0.012	0.0004	0.0002	0.0000	0.0001	9.29×10^{-7}	0.0000
ΔS_9	0.032	0.066	0.007	0.017	0.0005	0.0004	0.0000	0.0003	4.7×10^{-7}	0.0000
$w > 1.275$										
A_{FB}^{μ}	0.045	0.047	0.005	0.011	0.0018	0.0007	0.0000	0.0001	6.86×10^{-6}	0.0030
A_{FB}^e	0.213	0.049	0.007	0.011	0.0037	0.0005	0.0000	0.0001	5.52×10^{-6}	0.0030
ΔA_{FB}	0.168	0.067	0.009	0.018	0.0042	0.0001	0.0000	0.0002	1.84×10^{-6}	0.0001
S_3^{μ}	0.117	0.047	0.005	0.011	0.0004	0.0002	0.0000	0.0002	1.30×10^{-5}	0.0020
S_3^e	0.016	0.048	0.007	0.012	0.0005	0.0004	0.0000	0.0001	1.01×10^{-5}	0.0020
ΔS_3	0.101	0.067	0.008	0.016	0.0006	0.0002	0.0000	0.0001	2.90×10^{-6}	0.0000
S_5^{μ}	0.160	0.046	0.005	0.011	0.0003	0.0001	0.0000	0.0001	3.10×10^{-6}	0.0037
S_5^e	0.215	0.048	0.006	0.011	0.0007	0.0005	0.0000	0.0003	4.42×10^{-6}	0.0037
ΔS_5	0.055	0.066	0.008	0.016	0.0008	0.0008	0.0003	1.32	1.32×10^{-6}	0.0000
S_7^{μ}	0.020	0.045	0.004	0.011	0.0004	0.0001	0.0000	0.0001	9.40×10^{-7}	0.0000
S_7^e	0.045	0.046	0.006	0.011	0.0002	0.0001	0.0000	0.0001	1.10×10^{-6}	0.0000
ΔS_7	0.066	0.064	0.008	0.015	0.0004	0.0001	0.0000	0.0001	1.60×10^{-7}	0.0000
S_9^{μ}	0.040	0.047	0.005	0.011	0.0004	0.0002	0.0000	0.0001	7.28×10^{-7}	0.0000
S_9^e	0.020	0.048	0.006	0.012	0.0003	0.0003	0.0000	0.0001	3.37×10^{-7}	0.0000
ΔS_9	0.020	0.067	0.008	0.016	0.0005	0.0002	0.0000	0.0001	4.91×10^{-7}	0.0000

Table XII: Unblinded central values and leading uncertainties for $(\Delta)A_{\text{FB}}^{\ell}$, $(\Delta)S_3^{\ell}$, $(\Delta)S_5^{\ell}$, $(\Delta)S_7^{\ell}$, and $(\Delta)S_9^{\ell}$.