

Tau physics at Belle II

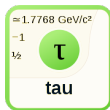
Zuzana Gruberová (on behalf of the Belle II collaboration)

30th International Symposium on Lepton Photon Interactions at High Energies
January 11, 2022



Motivation

Why are τ leptons interesting?



» 3rd generation particle

- the heaviest known lepton
 - can decay to lighter leptons but also hadrons
 - some NP scenarios predict enhanced τ couplings to NP
- » The τ properties are known with much smaller precision compared to e and μ !

» Possible τ physics probes

- CPT conservation
- lepton universality
- CKM unitarity
- new sources of CP violation
- lepton flavour and number violation
- ...more



light heavy
stable unstable
well-known not so much

→ The key is the precision measurements!

The τ physics at B-factories

B-factories are well-suited for τ lepton studies!

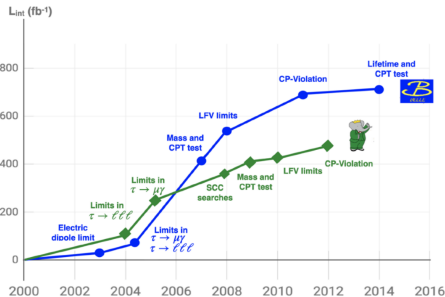
» **Asymmetric beam energies**

- boosted collision products

» **Collision energy at $\Upsilon(4S)$**

- $\sigma(e^+e^- \rightarrow B\bar{B}) = 1.05 \text{ nb}$
- $\sigma(e^+e^- \rightarrow \tau^+\tau^-) = 0.92 \text{ nb}$

→ **B-factories are also τ -factories!**



» **Belle@KEKB and BaBar@PEP-II**

- past B-factory experiments
- high luminosities:
711 fb⁻¹ @Belle, 424 fb⁻¹ @BaBar

→ **B-factories contributed with variety of interesting results in the last two decades!**

» **Wide physics program**

- precision SM measurements
- CP asymmetry parameters
- searches for lepton flavour/number violations
- ...and many other topics

» **Advantages of B-factories**

- well-defined kinematics of initial state
- high vertex resolution and excellent calorimetry
- sophisticated particle ID

→ **Great environment for the precision measurements of the τ lepton properties!**

Belle II at SuperKEKB

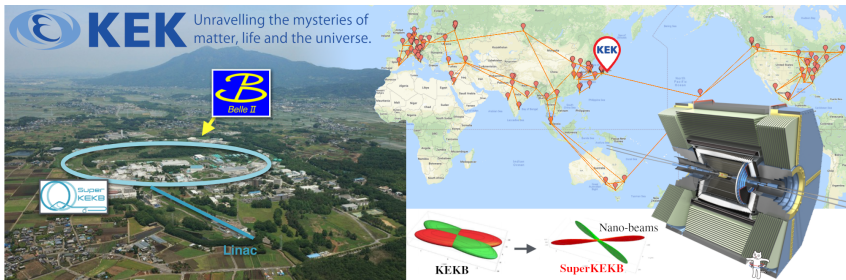
...B-factory of the next generation

» SuperKEKB

- major upgrade of KEKB, first collision in 2018
- asymmetric beam energies of 7.0 GeV (e^-) and 4.0 GeV (e^+)
- nano-beam focusing, small interaction point, increased currents

» Design luminosity of $6 \times 10^{35} \text{ cm}^{-2} \text{ s}^{-1}$

- higher background
- higher trigger rates



» Belle II

- successor of the Belle experiment
- upgraded trigger system
 - allows for the selection of signals that were not possible to trigger at Belle
- excellent tracking efficiency and improved vertex resolution
 - enables for new measurement approaches

Belle II performance

Despite the global pandemic, SuperKEKB managed to set new peak luminosity records!

» **World records achieved in the past year**

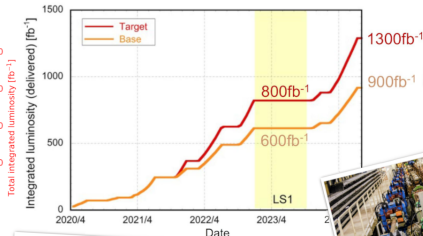
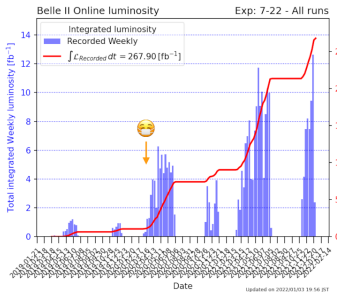
- 1.96 fb⁻¹/day,
- 12 fb⁻¹/week,
- 40 fb⁻¹/month

→ luminosity above the B-factories and LHC, with a product of beam currents 3.5 times lower than KEKB

» **Milestones**

- 500 fb⁻¹ by this summer (2022)
- O(10 ab⁻¹) by the upgrade of the IR (2026)
- 50 ab⁻¹ after the upgrade, by 2030.

<https://cerncourier.com/a/superkekb-raises-the-bar/>

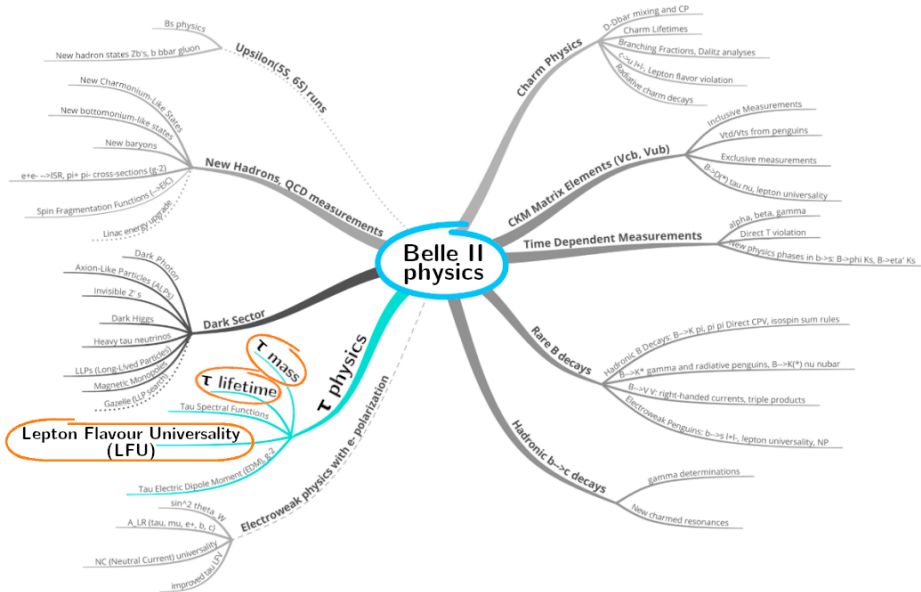


On 22 June, the SuperKEKB accelerator at the KEK laboratory in Tsukuba, Japan set a new world record for peak luminosity, reaching $3.1 \times 10^{34} \text{ cm}^{-2} \text{ s}^{-1}$ in the Belle II detector. Until last year, the luminosity record stood at $2.1 \times 10^{34} \text{ cm}^{-2} \text{ s}^{-1}$, shared by the former KEKB accelerator and the LHC. In the summer of 2020, however, SuperKEKB/Belle II surpassed this value with a peak luminosity of $2.4 \times 10^{34} \text{ cm}^{-2} \text{ s}^{-1}$.

ACCELERATORS | NEWS
SuperKEKB raises the bar
22 August 2022



Belle II τ studies



The τ mass measurement

Lepton masses are fundamental parameters of the SM

$$m_e = (0.5109989461 \pm 0.000000031) \text{ MeV}$$

$$m_{\mu} = (105.6583745 \pm 0.0000024) \text{ MeV}$$

$$m_{\tau} = (1776.86 \pm 0.12) \text{ MeV}$$

→ the m_{τ} precision impacts LFU tests!

Pseudomass measurement at Belle II

- method developed by ARGUS collaboration

- measured in $\tau \rightarrow 3\pi\nu$ decay channel

- τ mass can be calculated as

$$(h \leftrightarrow 3\pi)$$

$$\begin{aligned} m_{\tau}^2 &= (P_h + P_{\nu})^2 = \\ &= 2E_h(E_{\tau} - E_h) + m_h^2 - 2|\vec{p}_h|(E_{\tau} - E_h)\cos(\vec{p}_h, \vec{p}_{\nu}) \end{aligned}$$

- since the direction of the neutrino is unknown, $\cos(\vec{p}_h, \vec{p}_{\nu}) = 1$ is taken and M_{min} is defined as

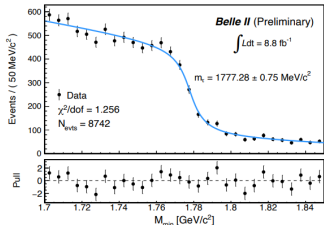
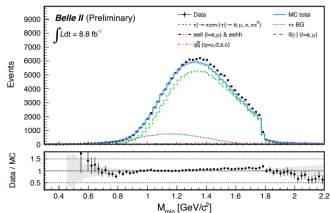
$$M_{min}^2 = 2E_h(E_{\tau} - E_h) + m_h^2 - 2|\vec{p}_h|(E_{\tau} - E_h) < m_{\tau}^2$$

- the M_{min} distribution is then fitted to an empirical edge function, and the position of the cutoff indicates the value of the τ mass

Challenges of the measurement

- find the most accurate empirical fitting function

- properly evaluate the estimator bias



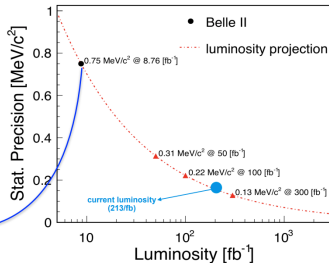
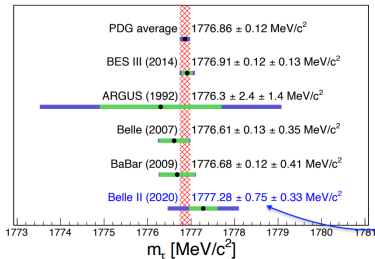
Belle II measurement from 2020

arXiv:2008.04665



The τ mass at Belle II

- **The goal is to achieve best precision among pseudomass measurements**
 - best measurement from pseudomass technique by Belle
 - world-leading result by BES III using a different method (measurement in the production threshold)
- **Belle II measurement from 2020**
 - statistically dominated and in agreement with the world average
 - we will match the statistical precision of Belle/BaBar with 300 fb⁻¹
 - systematic uncertainty at the level of Belle
 - we expect significant reduction in the main systematic uncertainties and further improvements of reconstruction efficiency



The τ lifetime at Belle II

➤ Belle II MC measurement

$$\tau_\tau = 287.2 \pm 0.5(\text{stat}) \text{ fs}$$

→ competitive statistical precision was reached already with 200 fb^{-1} (compared to 711 fb^{-1} used at Belle)

→ the resolution at Belle II is nearly $2\times$ narrower than at Belle

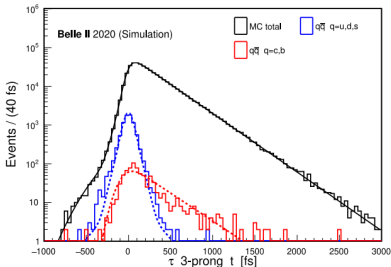
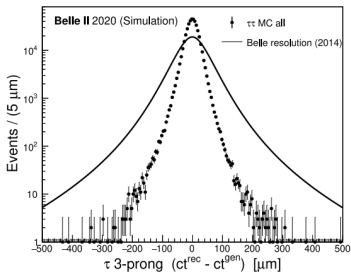
➤ The measured lifetime presents $\simeq 3 \text{ fs}$ bias (generated value: 290.57 fs)

- ISR/FSR losses → underestimation of the proper time
- an intrinsic bias in the measurement

➤ Further studies to estimate systematics

- test dependence on the resolution function in the fit
- beam-spot position
- ISR/FSR simulation
- vertex detector alignment (dominant systematic uncertainty at Belle)

Tau lifetime poster (TAU2021)



Lepton flavour universality

- » **Three lepton generations:** e, μ, τ
 - different masses
 - different and separately conserved lepton numbers
 - the coupling of leptons to W bosons is flavour-independent, $g_e = g_\mu = g_\tau$
- This is the SM picture of leptons, however various experimental results presented in the past years suggest LFU violation!

» Anomalies in quark sector

- $R(D) - R(D^*)$ plane (3.1σ),
- $R(K)$ (3.1σ), also P'_5 in $B \rightarrow K^* \mu^+ \mu^-$ (3.4σ)
- and more..!

» Significant tensions in lepton sector

- anomalous magnetic moment of μ (4.5σ) and e (2.5σ)

» LFU tests with τ decays

- $e - \mu$ universality

$$\left(\frac{g_\mu}{g_e}\right)_\tau \propto \frac{BR(\tau^- \rightarrow \mu^- \nu_\mu \nu_\tau)}{BR(\tau^- \rightarrow e^- \nu_e \nu_\tau)}$$

- $\tau - \mu$ universality

$$\left(\frac{g_\tau}{g_\mu}\right)_h \propto \frac{BR(\tau \rightarrow h \nu_\tau)}{BR(h \rightarrow \mu \nu_\tau)}$$

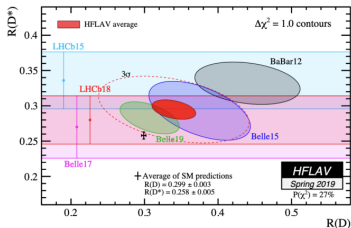
» Most precise measurements (BaBar)

$$\left(\frac{g_\mu}{g_e}\right)_\tau = 1.0036 \pm 0.0020$$

→ in agreement with the SM

$$\left(\frac{g_\tau}{g_\mu}\right)_h = 0.9850 \pm 0.0054$$

→ 2.8σ below the SM prediction



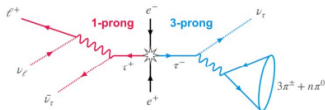
PRL 105:051602 (2010)



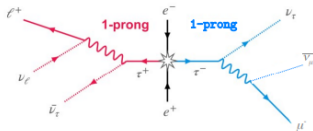
LFU tests at Belle II

- Use 3×1 -prong and 1×1 -prong τ -pair events

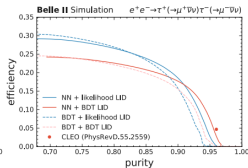
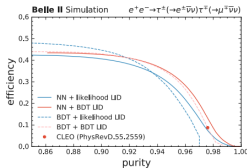
BELLE2-NOTE-PL-2021-009



- $4 \times$ higher efficiency with better purity compared to BaBar for 3×1



- 1×1 not used at BaBar but possible at Belle II thanks to the trigger performance
- better performance for $e - \mu$ and very close for $\mu - \mu$ compared to CLEO



Belle II and CLEO performance for 1×1

- Main challenges of the analysis
 - select signal with the highest possible purity
 - testing different lepton ID approaches (BDT-, likelihood-based)
 - employing MVA techniques (NN, BDT)
 - reduce the LID systematic uncertainty
 - main systematics source at BaBar

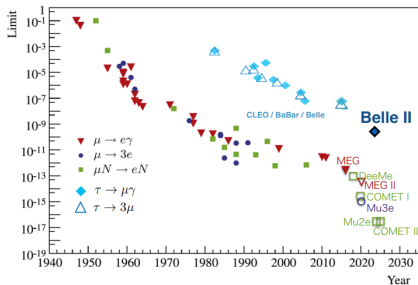
...and more studies with τ leptons

apart from...

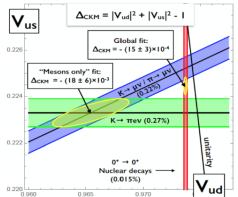
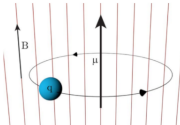
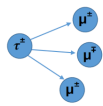
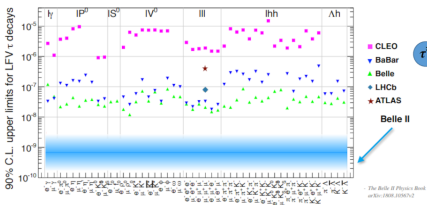
- ▶ τ mass
- ▶ τ lifetime
- ▶ LFU tests

...there are ongoing studies on

- ▶ V_{us} determination
- ▶ τ electric and magnetic dipole moments
- ▶ Lepton flavour and number violation



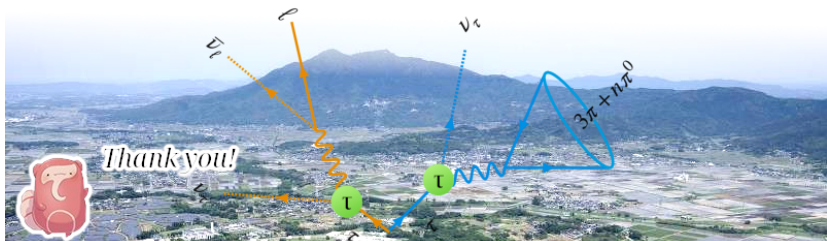
Exciting results are coming!



Summary

- » **Belle II experiment is ideal for precision measurements and NP searches (not only) in τ physics!**
 - in 2021, SuperKEKB has set a new record in peak luminosity at $L_{peak} = 3.81 \times 10^{34} \text{cm}^{-2}\text{s}^{-1}$
 - by summer, we expect to collect data of the order of the BaBar data set
- » **Tau lepton measurements at Belle II**
 - the τ mass studies with the early data using the pseudomass technique are expected to improve the measurement from 2020
 - the lifetime measurements exploit the potential of the nano-beam scheme and upgraded vertex detection system
 - probing of the LFU with τ decays using 3×1 and 1×1 τ -pair events aims for the world-leading measurement of $\left(\frac{g_{\mu\mu}}{g_{ee}}\right)_{\tau}$ and $\left(\frac{g_{\tau\tau}}{g_{\mu\mu}}\right)_h$
 - many more analyses ongoing

Belle II will be the major player in τ physics in the near future!



Backup



(cartoon characters © Particle Boys and Otasaku)

Tau mass uncertainties

» Belle (2007)
[arXiv:hep-ex/0608046](https://arxiv.org/abs/hep-ex/0608046)

» Belle II (2020)
[arXiv:2008.04665](https://arxiv.org/abs/2008.04665)

TABLE I: Summary of systematic uncertainties

Source of systematics	σ , MeV/ c^2
Beam energy and tracking system	0.26
Edge parameterization	0.18
Limited MC statistics	0.14
Fit range	0.04
Momentum resolution	0.02
Model of $\tau \rightarrow 3\pi\nu_\tau$	0.02
Background	0.01
Total	0.35

Systematic uncertainty	MeV/ c^2
Momentum shift due to the B-field map	0.29
Estimator bias	0.12
Choice of p.d.f.	0.08
Fit window	0.04
Beam energy shifts	0.03
Mass dependence of bias	0.02
Trigger efficiency	≤ 0.01
Initial parameters	≤ 0.01
Background processes	≤ 0.01
Tracking efficiency	≤ 0.01

Tau lifetime uncertainties

» Belle (2014)
[arXiv:1310.8503](https://arxiv.org/abs/1310.8503)

Source	$\Delta\langle\tau\rangle$ (μm)
SVD alignment	0.090
Asymmetry fixing	0.030
Beam energy and ISR/FSR description	0.024
Fit range	0.020
Background contribution	0.010
τ -lepton mass	0.009
Total	0.101

LFU parameters uncertainties

- » BaBar (2010)
[arXiv:0912.0242](https://arxiv.org/abs/0912.0242)

TABLE I: Number of selected events, purity, total efficiency, component of the efficiency from particle identification, and systematic uncertainties (in %) on R_i for each decay mode.

	μ	π	K
N^D	731102	369091	25123
Purity	97.3%	78.7%	76.6%
Total Efficiency	0.485%	0.324%	0.330%
Particle ID Efficiency	74.5%	74.6%	84.6%
Systematic uncertainties:			
Particle ID	0.32	0.51	0.94
Detector response	0.08	0.64	0.54
Backgrounds	0.08	0.44	0.85
Trigger	0.10	0.10	0.10
$\pi^- \pi^- \pi^+$ modelling	0.01	0.07	0.27
Radiation	0.04	0.10	0.04
$\mathcal{B}(\tau^- \rightarrow \pi^- \pi^- \pi^+ \nu_\tau)$	0.05	0.15	0.40
$\mathcal{L}\sigma_{e^+e^- \rightarrow \tau^+\tau^-}$	0.02	0.39	0.20
Total [%]	0.36	1.0	1.5

- » CLEO (2020)
[PhysRevD.55.2559](https://arxiv.org/abs/1505.0559)

TABLE XI. Relative errors (%) by source.

Source	\mathcal{B}_e	\mathcal{B}_μ	\mathcal{B}_h	$\mathcal{B}_\mu/\mathcal{B}_e$	$\mathcal{B}_h/\mathcal{B}_e$
Statistics (n)	0.36	0.47	0.46	0.65	0.63
Normalization ($N_{\tau\tau}$)	0.71	0.71	0.71		
Acceptance (\mathcal{A})	0.48	0.54	0.54	0.56	0.56
Trigger (\mathcal{T})	0.28	0.40	0.37	0.51	0.48
Background (f)	0.19	0.23	0.39	0.32	0.43
Particle Id (\mathcal{P})	0.16	0.32	0.31	0.36	0.34
Quadrature sum	1.00	1.15	1.18	1.10	1.12