

International Journal of Modern Physics: Conference Series  
 © The Author(s)

## Charm physics prospects at the Belle II experiment

Longke Li (On behalf of the Belle II Collaboration)

*Institute of High Energy Physics, CAS  
 19B Yuquan Road, Beijing City, 100049, P. R. China  
 lilongke@ihep.ac.cn*

Published 4 Jan. 2018

With a total integrated luminosity of  $50 \text{ ab}^{-1}$  of data and improved performances at the Belle II detector, especially vertex resolution and particle identification, sensitivity estimations for  $D^0$ - $\bar{D}^0$  mixing,  $CP$  violation and time integrated  $CP$  asymmetries measurements are presented. Prospects on charm rare decays and (semi-)leptonic decays are discussed. Besides, a new  $D^0$  flavor-tagging technique, ROE method, is introduced.

*Keywords:*  $D^0$ - $\bar{D}^0$  mixing,  $CP$  violation, rare and leptonic decay, ROE method, Belle II

### 1. SuperKEKB and Belle II

As next generation of B factory, SuperKEKB, is upgraded from KEKB with the so-called Nano-Beam scheme, of which the basic idea is to squeeze the vertical beta function  $\beta_y^*$  at interaction point(IP) by minimizing the longitudinal size of overlap region of the two beams at IP. Comparing to KEKB, SuperKEKB will improve the beta function and beam current a factor of twenty and two respectively, and it is designed to achieve a peak luminosity,  $\mathcal{L} = 8.0 \times 10^{35} \text{ cm}^{-2}\text{s}^{-1}$ , a factor of forty times improvement.

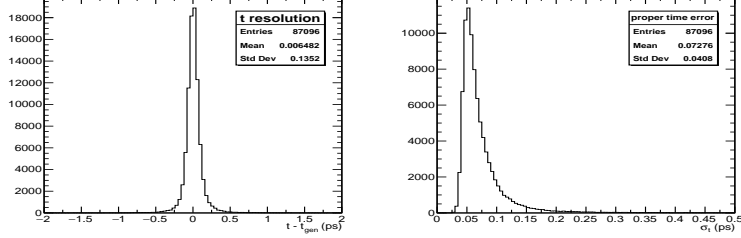
The Belle II detector is expected to have great performances in the reconstruction of final states with neutral particles (e.g.  $\gamma$ ,  $\pi^0$ ,  $\eta$ ) and missing energy. It is mostly installed and commissioned, and schedules to collect the first data in the early of 2018 without vertex detector, and then to target a total integrated luminosity of  $50 \text{ ab}^{-1}$  within next decade. Therefore Belle II will achieve an abundant  $c\bar{c}$  events data sample, which provides a rich charm physics program to improve the precision of  $D^0$ - $\bar{D}^0$  mixing, time-dependent  $CP$  violation, time-integrated  $CP$  asymmetries and rare and (semi-)leptonic decay measurements.

### 2. $D^0$ proper time resolution

In Belle II detector, there will be a six-layer silicon vertex detector (two layers of pixel detectors and four layers of double-sided silicon strip detectors). And the in-

This is an Open Access article published by World Scientific Publishing Company. It is distributed under the terms of the Creative Commons Attribution 4.0 (CC-BY) License. Further distribution of this work is permitted, provided the original work is properly cited.

2 Longke Li


 Fig. 1.  $D^0$  proper time resolution(left) and its error(right) for  $D^{*}$ -tagged  $D^0 \rightarrow K^+K^-$ .

nermost layer will be twice closer to the interaction point and the outmost layer will be larger than Belle's <sup>1</sup>. This will contribute to that  $D^0$  decay vertex reconstruction with an improvement of efficiency comparing with Belle and BaBar. The vertex resolution will also be improved significantly. Time-dependent measurements will benefit from these improvements, in particular the precise of the determination of  $D^0$  proper time, which is essential in time-dependent measurements.

According to Monte Carlo (MC) simulations, Belle II will have a  $D^0$  proper time resolution 140 fs, <sup>2</sup>, shown in Fig. 1, which is a factor of two improvement over Belle and BaBar (270 fs). The time resolution  $\sigma_t$  with a factor of three improvement, and the root mean square of it is reduced by a factor of two, which will result in an increased statistics because of the fact that the width of resolution function of lifetime usually is related on  $\sigma_t$  at B factories, such as  $Res(t) = \text{Gauss}(\mu, k\sigma_t)$ .

### 3. $D^0$ - $\bar{D}^0$ Mixing and $CP$ Violation

One emphasis of the Belle II charm physics program is to make high precision measurements of  $D^0$ - $\bar{D}^0$  mixing parameters  $x=\Delta M/\Gamma$  and  $y=\Delta\Gamma/2\Gamma$ , and of  $CP$  violating parameters  $|q/p|$  and  $\arg(q/p)=\phi$ . These measurements typically depend on measuring the decay time of  $D^0$  mesons.

For sensitivity estimation in  $D^0 \rightarrow K^+\pi^-$  decay, an ensemble of a thousand Toy-MC experiments is generated with separate samples of  $D^{*+} \rightarrow D^0\pi_s^+$ ,  $D^0 \rightarrow K^+\pi^-$  and conjugated decays corresponding to  $5 \text{ ab}^{-1}$ ,  $20 \text{ ab}^{-1}$ , and  $50 \text{ ab}^{-1}$  of data. The probability density function of decay rates in wrong-sign(WS), which is contributed by two processes: a double Cabbibo suppressed(DCS) process and a Cabbibo favored(CF) process following mixing process, with  $D^0$ - $\bar{D}^0$  mixing and CPV-allowed is calculated by Eqn (1).

$$\frac{dN_{D^0 \rightarrow f}}{dt} = e^{-\Gamma t} \left[ R_D + \left| \frac{q}{p} \right| \sqrt{R_D} (y' \cos \phi - x' \sin \phi) \Gamma t + \left| \frac{q}{p} \right|^2 \frac{x'^2 + y'^2}{4} (\Gamma t)^2 \right] (1)$$

where effective mixing parameters  $x' = x \cos \delta + y \sin \delta$  and  $y' = y \cos \delta - x \sin \delta$  with strong phase difference  $\delta$  between  $D^0 \rightarrow K^+\pi^-$  and  $\bar{D}^0 \rightarrow K^-\pi^+$ . These decay times are smeared with time resolution using a Gaussian with a width  $\sigma = 140 \text{ fs}$ .

Table 1. The sensitivity estimation of  $D^0\text{-}\bar{D}^0$  mixing parameters  $x'$ ,  $y'$  and  $CP$  violation parameters  $|q/p|$ ,  $\phi$  of flavor tagged  $D^0 \rightarrow K^+\pi^-$  decays at Belle II, under the condition of CPV-absence or CPV-allowed.

Condition	Parameters	Belle measurement	Belle II estimation		
		976 fb <sup>-1</sup>	5 ab <sup>-1</sup>	20 ab <sup>-1</sup>	50 ab <sup>-1</sup>
no CPV	$\sigma(x'^2)$ (10 <sup>-5</sup> )	22	7.5	3.7	2.3
	$\sigma(y')$ (%)	0.34	0.11	0.056	0.035
CPV- allowed	$\sigma(x')$ (%)		0.37	0.23	0.15
	$\sigma(y')$ (%)		0.26	0.17	0.10
	$\sigma( q/p )$		0.197	0.089	0.051
	$\sigma(\phi)$ (°)		15.5	9.2	5.7

Then  $D$  lifetime distributions are fitted with mixing parameters  $x'$ ,  $y'$  in the case of no  $CP$  violation, or together with  $|q/p|$  and  $\phi$  allowing for CPV. The previous Belle measurements and the estimations of expected sensitivity of  $D^0\text{-}\bar{D}^0$  mixing and  $CP$  violation parameters with several luminosities are listed in Table 1.

The sensitivity estimation of  $D^0\text{-}\bar{D}^0$  mixing parameters  $x''$  and  $y''$  in WS  $D^0 \rightarrow K^+\pi^-\pi^0$  decay is performed with Toy-MC simulation studies, by generating ten independent data sets with 225 thousands WS events for each<sup>3</sup>, which has assumed a similar efficiency with BaBar. Considering  $|x|, |y| \ll 1$  and  $CP$  conservation ( $q/p = 1$ ), the decay rate of WS decay  $D^0 \rightarrow \bar{f}$  is defined as:

$$|\mathcal{M}_{\bar{f}}(t)|^2 = e^{-\Gamma t} \left\{ r_0^2 \left| \mathcal{A}_{\bar{f}}^{DCS} \right|^2 - r_0(Ay'' + Bx'')\Gamma t + \frac{x''^2 + y''^2}{4} \left| \bar{\mathcal{A}}_{\bar{f}}^{CF} \right|^2 (\Gamma t)^2 \right\} \quad (2)$$

where  $A = \Re(\mathcal{A}_{\bar{f}}^{DCS} \bar{\mathcal{A}}_{\bar{f}}^{CF*})$ ,  $B = \Im(\mathcal{A}_{\bar{f}}^{DCS} \bar{\mathcal{A}}_{\bar{f}}^{CF*})$ ,  $r_0$  is the modulus of the relative complex number between CF and DCS amplitudes, and  $\mathcal{A}_{\bar{f}}^{DCS}$  and  $\bar{\mathcal{A}}_{\bar{f}}^{CF}$  are normalized shapes on the Dalitz plot region. The effective mixing parameters  $x''$  and  $y''$  could be extracted by performing a time-dependent Dalitz plot fitting of the WS sample.

The mixing parameters  $(x, y, \delta, 1/r_0) = (2.58\%, 0.39\%, 10^\circ, 13.8)$  in Eqn (2) are fixed as WS generator input parameters. The  $D^0$  lifetimes of generated MC samples are smeared with a time resolution with  $\sigma = 140$  fs. We fit the samples for  $D^0\text{-}\bar{D}^0$  mixing parameters as well as the magnitudes and phases of the intermediate states. One of the time-dependent Dalitz plot fittings is illustrated in Fig. 2. From the fitting results of ten experiments, the sensitivity estimation are obtained as  $\sigma_x = 0.057\%$  and  $\sigma_y = 0.049\%$  without including systematic uncertainties and the effect of backgrounds. By scaling the presence of backgrounds of approximately less than 40% on  $x$  and  $y$  by estimation on Belle results, we obtain the uncertainties of  $\sigma_x = 0.080\%$  and  $\sigma_y = 0.070\%$ , which are almost an order of magnitude improvement.

#### 4. Time-integrated $CP$ asymmetries

As introduced above, Belle II will have excellent efficiency for reconstructing multi-body final states with very small detector-based asymmetries. Thus she is ideal

4 Longke Li

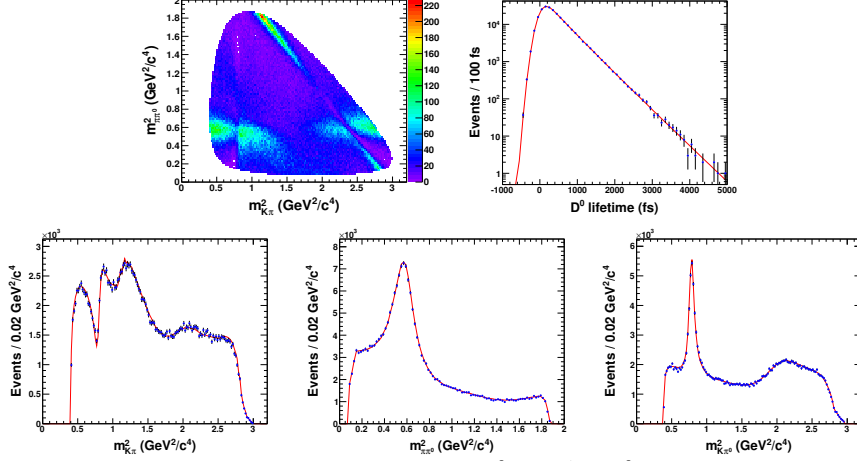


Fig. 2. Time-dependent fit to the Dalitz plot of WS  $D^0 \rightarrow K^+ \pi^- \pi^0$  decays. The decay times are smeared by the expected Belle II decay-time resolution of 140 fs. The second row shows projections of the fitted Dalitz variables  $m_{K^+ \pi^-}^2$  (left),  $m_{\pi^- \pi^0}^2$  (middle), and  $m_{K^+ \pi^0}^2$  (right).

for searching for time-integrated  $CP$  asymmetries in a variety of final states. The sensitivity estimations at Belle II by scaling the Belle results with its statistics in Eqn(3) are shown in Table 2, where the results from Belle measurements are also list as comparison.

$$\sigma_{\text{Belle II}} = \sqrt{(\sigma_{\text{stat}}^2 + \sigma_{\text{syst}}^2) \cdot (\mathcal{L}_{\text{Belle}}/50 \text{ ab}^{-1}) + \sigma_{\text{irred}}^2} \quad (3)$$

In particular,  $D^0 \rightarrow K_S^0 K_S^0$ , a promising golden channel amongst the single Cabibbo suppressed decays for  $CP$  violation measurement, which could be enhanced to an observable level in the Standard Model(SM)<sup>4</sup>, where the uncertainty is expected to be  $\sigma=0.20\%$  at Belle II. For the decay  $D^+ \rightarrow \pi^0 \pi^+$ , the  $CP$  violation is zero as SM prediction but could be enhanced by New Physics contribution, so there will be possible enhancement from new physics and Belle II expects a precision of 0.40%.

## 5. Leptonic Decays

The clean environment of a B-factory and the knowledge of the center-of-mass (CM) energy will allow Belle II to measure precisely the branching fractions of the leptonic decays  $D_{(q)}^- \rightarrow \ell^- \bar{\nu}$  ( $q = d, s$ ) and to extract the quantities  $|V_{cq}|f_{D_q}$ , where  $f_{D_q}$  and  $|V_{cq}|$  are decay constants and CKM matrix elements respondingly. By using the  $f_{D_q}$  value computed with lattice QCD techniques, Belle II will significantly improve the Belle measurement of  $|V_{cs}|$  and determine  $|V_{cd}|$  with less than 2% uncertainty.

The method used by Belle to reconstruct  $D_{(q)}^- \rightarrow \ell^- \bar{\nu}$  will be applied to Belle II. To study leptonic decays with missing energy from neutrino in  $c\bar{c} \rightarrow D_{\text{tag}}^{0+} D_{(q)}^- X_{\text{frag}}^{-0} \ell$  ( $\ell = e/\mu$ ). Firstly, one need to reconstruct the ‘‘tag side’’  $D_{\text{tag}}$ , like  $D^0$ ,  $D^+$  or  $\Lambda_c^+$ , nominally recoiling against the ‘‘signal side’’  $D_{(q)}^- \rightarrow \ell^- \bar{\nu}$ . In addition, remaining pi-

Table 2. Time-integrated  $CP$  asymmetries measurements at Belle experiment, and their corresponding uncertainties estimated at Belle II experiment with  $50 \text{ ab}^{-1}$  of dataset and LHCb experiment with  $50 \text{ fb}^{-1}$  of dataset.

Channel	$\mathcal{L}(\text{fb})$	Current measurement		Belle II $\sigma(\%)$	LHCb $\sigma(\%)$
		$A_{CP}(\%)$	References		
$D^0 \rightarrow \pi^+\pi^-$	976	$+0.55 \pm 0.36 \pm 0.09$	PoS ICHEP2012 (2013) 353	$\pm 0.05$	$\pm 0.03$
$D^0 \rightarrow K^+K^-$	976	$-0.32 \pm 0.21 \pm 0.09$	PoS ICHEP2012 (2013) 353	$\pm 0.03$	$\pm 0.03$
$D^0 \rightarrow \pi^0\pi^0$	966	$-0.03 \pm 0.64 \pm 0.10$	PRL <b>112</b> , 211601 (2014)	$\pm 0.09$	
$D^0 \rightarrow K_S^0 K_S^0$	921	$-0.02 \pm 1.53 \pm 0.17$	PRL <b>119</b> , 171801 (2017)	$\pm 0.20$	
$D^0 \rightarrow K_S^0 \pi^0$	966	$-0.21 \pm 0.16 \pm 0.07$	PRL <b>112</b> , 211601 (2014)	$\pm 0.03$	
$D^0 \rightarrow K_S^0 \eta$	791	$+0.54 \pm 0.51 \pm 0.16$	PRL <b>106</b> , 211801 (2011)	$\pm 0.07$	
$D^0 \rightarrow K_S^0 \eta'$	791	$+0.98 \pm 0.67 \pm 0.14$	PRL <b>106</b> , 211801 (2011)	$\pm 0.09$	
$D^0 \rightarrow \pi^+\pi^-\pi^0$	532	$+0.43 \pm 0.41 \pm 1.23$	PLB <b>662</b> , 102 (2008)	$\pm 0.13$	
$D^0 \rightarrow K^\mp \pi^\pm \pi^0$	281	$-0.60 \pm 5.30$	PRL <b>95</b> , 231801 (2005)	$\pm 0.40$	
$D^0 \rightarrow K^\mp \pi^\pm \pi^+ \pi^-$	281	$+0.43 \pm 1.30$	PRL <b>95</b> , 231801 (2005)	$\pm 0.33$	
$D^+ \rightarrow \pi^0 \pi^+$	921	$+2.31 \pm 1.24 \pm 0.23$	hep-ex/1712.00619	$\pm 0.40$	
$D^+ \rightarrow \phi \pi^+$	955	$+0.51 \pm 0.28 \pm 0.05$	PRL <b>108</b> , 071801 (2012)	$\pm 0.04$	
$D^+ \rightarrow \eta \pi^+$	791	$+1.74 \pm 1.13 \pm 0.19$	PRL <b>107</b> , 221801 (2011)	$\pm 0.14$	$\pm 0.01$
$D^+ \rightarrow \eta' \pi^+$	791	$-0.12 \pm 1.12 \pm 0.17$	PRL <b>107</b> , 221801 (2011)	$\pm 0.14$	
$D^+ \rightarrow K_S^0 \pi^+$	977	$-0.363 \pm 0.094 \pm 0.067$	PRL <b>109</b> , 021601 (2012)	$\pm 0.03$	$\pm 0.03$
$D^+ \rightarrow K_S^0 K^+$	977	$-0.25 \pm 0.28 \pm 0.14$	JHEP <b>02</b> (2013) 098	$\pm 0.05$	
$D_s^+ \rightarrow K_S^0 \pi^+$	673	$+5.45 \pm 2.50 \pm 0.33$	PRL <b>104</b> , 181602 (2010)	$\pm 0.29$	$\pm 0.03$
$D_s^+ \rightarrow K_S^0 K^+$	673	$+0.12 \pm 0.36 \pm 0.22$	PRL <b>104</b> , 181602 (2010)	$\pm 0.05$	

ons, kaons and protons are grouped together into what is referred to “fragmentation side”  $X_{frag}$ . The missing momentum of neutrino  $P_{miss} = P_{CM} - P_{tag} - P_{frag} - P_\ell$  is then constructed, and for signal processes  $D_{(q)}^- \rightarrow \ell^- \bar{\nu}$ , the signal yield can be obtained by fitting the variable of neutrino  $U_{miss} = E_{miss} - |\vec{P}_{miss}|$ , instead of the missing mass square  $M_{miss}^2 = (P_{CM} - P_{tag} - P_{X_{frag}} - P_\gamma)^2$  for a larger resolution than  $U_{miss}$ , which should peak at zero. This method can also be used in Belle II to improve search for the invisible final state decays of  $D^0$  mesons, like  $D^0 \rightarrow \nu \bar{\nu}$ , mainly benefited from increased statistical sample.

## 6. Flavour Tagging: ROE Method

Different from widespread  $D^0$  flavor tagging method, named  $D^*$  method here, which uses the charge of  $\pi_s$  coming from  $D^{*+} \rightarrow D^0 \pi_s^+$  or  $D^{*-} \rightarrow \bar{D}^0 \pi_s^-$  to tag flavor, a new flavor tagging method, named ROE method, aims at increasing size of  $D^0$ -tagged candidates sample, and adding  $D^0$  sample produced in  $c\bar{c}$  events other than coming from  $D^{*\pm}$  decays.

The principle of the ROE method, illustrated in Fig. 3, uses the information of Rest Of Event. Since Cabibbo favored transition for a charm quark is  $\bar{c} \rightarrow \bar{s}$ , one strange meson in the ROE, namely a  $K^+(u\bar{s})$  or a  $K^0(d\bar{s})$ , is produced. The ROE method is performed by selecting events with only one  $K^\pm$  in the ROE, and using the charge of kaon to tag the  $D^0$  flavor at the time of its production.

6 Longke Li

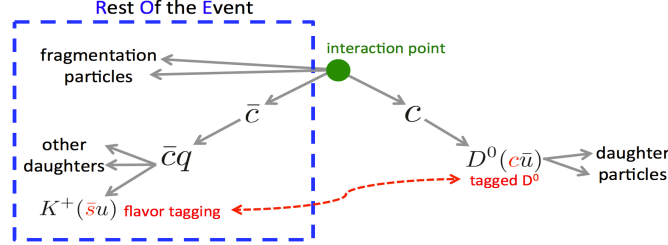


Fig. 3. The sketches of the ROE method. The events with only one  $K^\pm$  in the ROE are selected; the flavour of the neutral D meson is determined by the charge of the kaon.

The amount of  $D^0$  mesons tagged by ROE method is expected to be roughly same with that tagged by the charged  $D^*$  method, which means that an additional  $D^0$  sample with larger statistics is available for  $D^0$ - $\bar{D}^0$  mixing and  $CP$  violation measurements. It is estimated that a 15% reduction of the statistics uncertainty on  $A_{CP}(D^0 \rightarrow K^-\pi^+)$  can be achieved by combining  $D^*$  tagging and ROE tagging method<sup>5</sup>.

## 7. Conclusion

Belle II at SuperKEKB will collect first data in 2018 and has a rich charm physics program. Considering impacts of the improved vertex resolution and particle identification performances etc., with the targeted dataset of  $50 \text{ ab}^{-1}$ , Belle II is expected to obtain the  $D^0$ - $\bar{D}^0$  mixing and  $CP$  violation parameters with about one magnitude improvement, more precise results on  $CP$  asymmetries in  $D$  decays, much improved leptonic decay measurements. A new  $D$  flavor-tagging method, ROE method, will gain an additional  $D^0$  sample as large as  $D^*$  tag method to achieve more precise on  $D^0$ - $\bar{D}^0$  mixing and  $CP$  violation measurements.

## Acknowledgments

Supported in part by National Natural Science Foundation of China (NSFC) under contract No. Y5113A005C. We also thank Charm Work Group of the Belle II Collaboration for the studies in charm sector.

## References

1. T. Abe *et al.* (Belle II Collaboration), Belle II Technical Design Report, KEK-REPORT-2010-1, arXiv:1011.0352[physics.ins-det].
2. Belle II Collaboration & B2TiP Theory Community, the Belle II Physics Book (to be published on PTEP).
3. L.-K. Li *et al.*, Chin. Phys. C **41**, 023001 (2017).
4. U. Nierste and A. Schacht, Phys. Rev. D **92**, 054036 (2015).
5. G. De Pietro and G. Casarosa, BELLE2-NOTE-PH-2017-001 (2017).