

Hadronic B decay reconstruction in early Belle II data

Eldar Ganiev*†

University of Trieste and INFN, Trieste, Italy

E-mail: eldar.ganiev@ts.infn.it

Niharika Rout

Indian Institute of Technology Madras, Chennai, India

E-mail: niharikarout@physics.iitm.ac.in

Benedikt Wach

Max Planck Institute for Physics, Munich, Germany

E-mail: wach@mpp.mpg.de

Belle II is an experiment designed to study billions of τ -lepton, b - and c -quark decays observed with low background in asymmetric-energy electron-positron collisions at the SuperKEKB B -factory. In March 2019, the newly completed Belle II started operating and collected its first physics data reaching 10 fb^{-1} to date. We report the reconstruction of prominent signals from various hadronic B decays including $B^- \rightarrow D^{(*)0} \pi^-$, $B^0 \rightarrow D^- K^+$, and $B^0 \rightarrow K^+ \pi^-$ in the first data set corresponding to 5.15 fb^{-1} . These results show a remarkable level of early understanding of detector performance.

*18th International Conference on B-Physics at Frontier Machines - Beauty2019 -
29 September / 4 October, 2019
Ljubljana, Slovenia*

*Speaker.

†On behalf of the Belle II collaboration.

1. Introduction

The Standard Model (SM) describes accurately thousands of measurements up to the TeV-energies explored so far. However, several open questions suggest that the SM should be completed by a more general theory that extends it to higher energies. Determining the theory that completes the SM is the main goal of today's high-energy physics. Flavor physics offers powerful approach in indirect searches for SM extensions.

The Belle II hadronic B decay program is expected to have a key role with precise measurements of the α/ϕ_2 and γ/ϕ_3 angles of the Cabibbo-Kobayashi-Maskawa (CKM) triangle, tests of non-SM charge-parity violation (CPV) in penguin $b \rightarrow d$ and $b \rightarrow s$ transitions in $B^0 \rightarrow \eta' K^0$ and $B^0 \rightarrow \phi K^0$ decays [1], and many other processes.

The Belle II experiment at the SuperKEKB collider is designed to reconstruct decays of billions of heavy-flavor particles and τ -leptons. SuperKEKB is a B -factory that operates asymmetric-energy beams of 7 and 4 GeV for e^- and e^+ , respectively. The design luminosity is $8 \times 10^{35} \text{ cm}^{-2}\text{s}^{-1}$, which should be achieved through a novel low-emittance nanobeam scheme [2]. The Belle II detector is a large-solid-angle magnetic spectrometer including a vertex detector, a central drift chamber, two dedicated particle-identification (PID) systems, an electromagnetic calorimeter, and outer detectors for K_L^0 and muon detection. Construction was completed in late 2018 and data were taken throughout 2019, reaching a peak luminosity of $1.1 \times 10^{34} \text{ cm}^{-2}\text{s}^{-1}$ and integrating 9.2 fb^{-1} at the $\Upsilon(4S)$ and 0.8 fb^{-1} off resonance by December 2019. Results shown here are restricted to the 5.15 fb^{-1} of $\Upsilon(4S)$ data taken from March to July. We reconstruct well-known B decays by using basic tools and implementing baseline selections to gain insight on the performance of our novel detector. We first identify the subset of observables that show consistency with simulation. Then, the reconstruction strategy is fully developed on simulated data and is finally applied to experimental data.

2. B meson reconstruction and background suppression

Electron and positron collide to produce the $\Upsilon(4S)$ resonance, which decays almost exclusively to a $B\bar{B}$ pair (signal), and pairs of lighter quarks (continuum background) with a four times higher rate. The B meson has a distinctive invariant mass peak over the smooth distribution of continuum events. In addition to that, the well-known collision energy offers two efficient discriminating variables, beam-constrained mass and energy difference, defined as

$$M_{bc} \equiv \sqrt{E_{beam}^2/c^4 - |p_B/c|^2}, \quad \Delta E \equiv E_{beam} - E_B, \quad (2.1)$$

where E_B and p_B are the reconstructed energy and momentum of B meson candidates in the center-of-mass (CM) frame, and E_{beam} is the beam energy in the CM frame. Signal events tend to cluster in the $(-0.05, 0.05) \text{ GeV}$ region of ΔE and the $(5.27, 5.29) \text{ GeV}/c^2$ region of M_{bc} .

We reconstruct the following decay modes (charge-conjugated modes are implied):

- $B^- \rightarrow D^0 (\rightarrow K^- \pi^+, K^- \pi^+ \pi^0, K^- \pi^+ \pi^- \pi^+) \pi^-$;
- $B^- \rightarrow D^0 (\rightarrow K^- \pi^+, K^- \pi^+ \pi^0, K^- \pi^+ \pi^- \pi^+) \rho^- (\rightarrow \pi^- \pi^0)$;

- $B^- \rightarrow D^{*0}[\rightarrow D^0(\rightarrow K^- \pi^+, K^- \pi^+ \pi^0, K^- \pi^+ \pi^- \pi^+) \pi^0] \pi^-$;
- $\bar{B}^0 \rightarrow D^{*+}[\rightarrow D^0(\rightarrow K^- \pi^+, K^- \pi^+ \pi^0, K^- \pi^+ \pi^- \pi^+) \pi^+] \pi^-$;
- $\bar{B}^0 \rightarrow D^+[\rightarrow K^- \pi^+ \pi^+, K_S^0(\rightarrow \pi^+ \pi^-) \pi^+] \pi^-$;
- $\bar{B}^0 \rightarrow D^+[\rightarrow K^- \pi^+ \pi^+, K_S^0(\rightarrow \pi^+ \pi^-) \pi^+] \rho^- (\rightarrow \pi^- \pi^0)$;
- $B^- \rightarrow D^0(\rightarrow K^- \pi^+, K^- \pi^+ \pi^0, K^- \pi^+ \pi^- \pi^+) K^-$;
- $\bar{B}^0 \rightarrow D^+[\rightarrow K^- \pi^+ \pi^+, K_S^0(\rightarrow \pi^+ \pi^-) \pi^+] K^-$;
- $\bar{B}^0 \rightarrow K^- \pi^+$.

In the following, we assume that B identifies both B^+ and B^0 , $D^{(*)}$ identifies $D^{(*)+}$ and $D^{(*)0}$, ρ identifies ρ^+ , π identifies π^+ and K identifies K^+ .

The signal-to-background ratio at production varies from approximately 10^{-3} (for $b \rightarrow c$ channels) to approximately 10^{-6} (for charmless $b \rightarrow u, d, s$ channels). In addition, continuum events can mimic the final-state features of signal. Belle II adopts several techniques to suppress continuum based on the experience of the BaBar, Belle, CLEO and Argus experiments. Most of these techniques exploit the shape differences between continuum and $B\bar{B}$ events. In a continuum event, the lighter quarks are produced with momentum of about 5 GeV/ c and tend to fragment into two back-to-back jets of collimated light hadrons. B meson pairs are produced almost at rest in the $\Upsilon(4S)$ frame, as the $\Upsilon(4S)$ mass exceeds only slightly the $B\bar{B}$ -production threshold. Therefore, the B decay products are distributed isotropically in the $\Upsilon(4S)$ rest frame.

Fox-Wolfram moments [3] are typically used to exploit these features: given total N particles in an event with momenta \mathbf{p}_i^* in the $\Upsilon(4S)$ frame, the l th order Fox-Wolfram moment H_l is defined as

$$H_l = \sum_{i,j} \frac{|p_i^*| \cdot |p_j^*|}{s} \cdot P_l(\cos\theta_{i,j}^*), \quad (2.2)$$

where $\theta_{i,j}^*$ is the angle between p_i^* and p_j^* , and P_l is the l th order Legendre polynomial. The normalized ratio $R_2 = H_2/H_0$ is a simple quantity that already offers strong separation between signal and background (Fig.1) and is used in $B \rightarrow D^{(*)} \pi$ and $B \rightarrow D^{(*)} \rho$ reconstruction. Because backgrounds outnumber the more suppressed of the signal decays by orders of magnitude, a more powerful discriminating method, fast boosted decision tree (FBDT), is used. FBDT combines nonlinearly 20+ kinematic, decay-time, PID, and topology variables to maximize the signal-to-background separation. FBDT classifier training is performed on ensembles of independent simulated samples.

3. B to charm decay results

$B \rightarrow Dh$ modes offer useful properties to validate the detector performance, as they are abundant and involve charged and neutral final-state particles, multivertex topologies and long-lived final states. We first take the reconstruction primitives, e.g. tracks, and apply simple track-quality selection, mainly aimed to reject the beam background. These primitives are then combined into intermediate-resonance candidates (D , ρ), which are required to meet simple invariant-mass conditions. Finally, reconstructed particles are combined into B mesons. The distributions of M_{bc} and

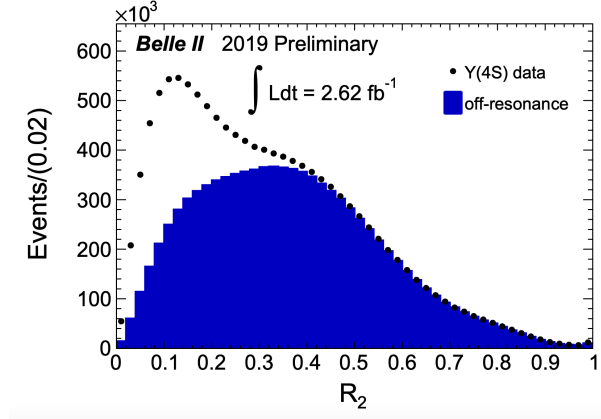


Figure 1: R_2 distributions for $\Upsilon(4S)$ and off-resonance data.

ΔE for various $B \rightarrow D^{(*)}\pi$ and $B \rightarrow D^{(*)}\rho$ decay modes are shown in Fig. 2. Approximately 4500 events are observed in 5.15 fb^{-1} [4].

Furthermore, we search for the $B \rightarrow DK$ decay, which is the main channel used for the measurement of γ/ϕ_3 , and its observation offers important information for assessing PID and continuum-suppression performance. In addition to the above general requirements, we apply a requirement on the PID of the prompt kaon to enrich the sample with $B \rightarrow DK$ candidates. We obtain two adjacent peaking structures: the peak centered at $\Delta E \approx 0 \text{ GeV}$ is composed by the dominant $B \rightarrow D\pi$ decays reconstructed with a misidentified pion, the other peak at $\Delta E \approx -0.5 \text{ GeV}$ represents $B \rightarrow DK$ decays. The ΔE distributions for $B^0 \rightarrow D^- K^+$ and $B^- \rightarrow D^0 K^-$ are shown in Fig. 3. A total of $39 \pm 8 B^0 \rightarrow D^- K^+$ and $53 \pm 9 B^- \rightarrow D^0 K^-$ signal decays are observed in 5.15 fb^{-1} [4].

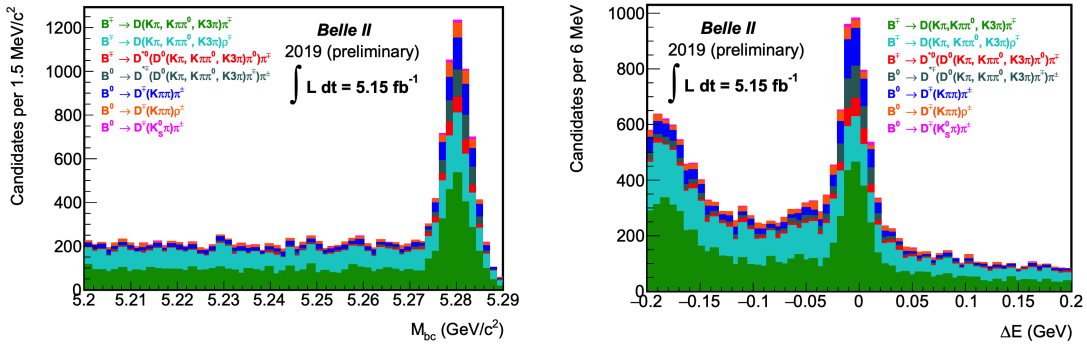


Figure 2: Distributions of M_{bc} (left) and ΔE (right) for $B \rightarrow D^{(*)}h$ ($h = \pi$ or K) candidates reconstructed in 5.15 fb^{-1} of collision data. The M_{bc} distribution is obtained by restricting the data to the $(-0.05, 0.05) \text{ GeV}$ range of ΔE ; the ΔE distribution is obtained by restricting the data to the $(5.27, 5.29) \text{ GeV}/c^2$ range of M_{bc} . A requirement on R_2 is applied to suppress the continuum background.

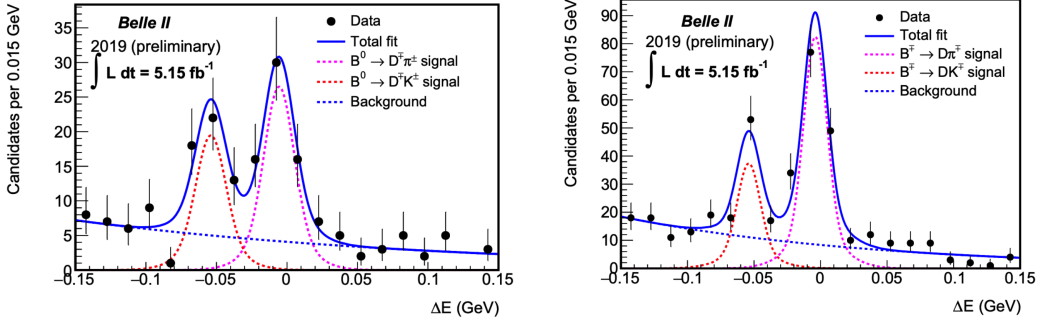


Figure 3: Distributions of ΔE for $B^0 \rightarrow D^- h^+$ (left) and $B^- \rightarrow D^0 h^-$ (right) ($h = \pi$ or K) candidates reconstructed in 5.15 fb^{-1} of collision data and restricted to the region $M_{bc} > 5.27 \text{ GeV}/c^2$. The projection of an unbinned maximum likelihood fit is overlaid. A FBDT requirement is applied to suppress continuum. In addition, a requirement on prompt-kaon PID enriches the sample with $B \rightarrow DK$ events.

4. First charmless B decays

The sample of 5.15 fb^{-1} taken by Belle II in a few months is already sufficient to reconstruct visible signals of charmless decays. However, a significant effort is needed to suppress continuum background. We target the $B^0 \rightarrow K^+ \pi^-$ decay, which has a quite large rate among charmless decays and is topologically straightforward. First, we select tracks satisfying simple track-quality and PID criteria. Then, a FBDT discriminator is applied to distinguish signal from continuum. The distributions of M_{bc} and ΔE for $B^0 \rightarrow h^+ h'^-$ are shown in Fig. 4. The signal is dominated by approximately 25 $B^0 \rightarrow K^+ \pi^-$ decays, with a small indication of $B^0 \rightarrow \pi^+ \pi^-$ decays [5].

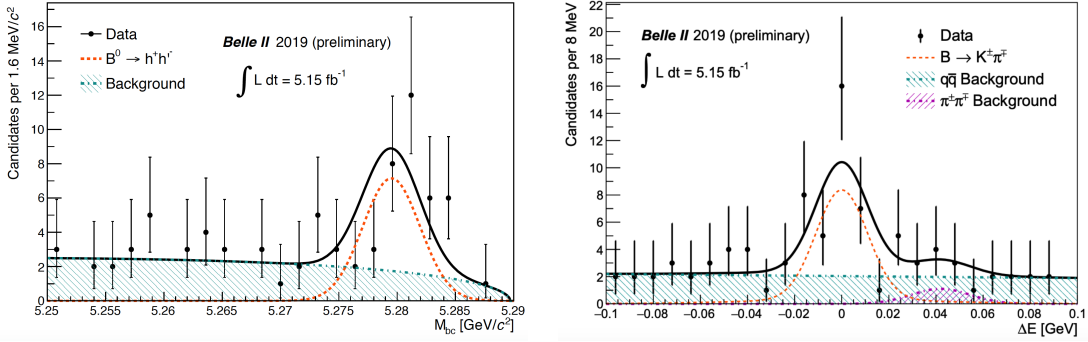


Figure 4: Distributions of M_{bc} (left) and ΔE (right) for $B^0 \rightarrow h^+ h'^-$ ($h, h' = \pi$ or K) candidates reconstructed in 5.15 fb^{-1} of collision data with the projection of an unbinned maximum likelihood fit overlaid. The M_{bc} distribution is obtained by restricting the data to the $(-0.2, 0.2) \text{ GeV}$ range of ΔE ; the ΔE distribution is obtained by restricting the data to the $(5.275, 5.285) \text{ GeV}/c^2$ range of M_{bc} . A requirement on FBDT output suppresses continuum. Requirements on charged tracks PID suppress the combinatorial background.

5. Summary

The first physics data corresponding to an integrated luminosity of 5.15 fb^{-1} from the Belle

II experiment are analyzed to validate the detector and software performance through reconstruction of various charmed and charmless B decay modes. A total of approximately 4500 decays is reconstructed. This includes the observation of the Cabibbo-suppressed $B \rightarrow DK$ and the first reconstruction of the charmless $B^0 \rightarrow K^+ \pi^-$ signal in Belle II data. The results prove readiness for physics of the Belle II detector.

References

- [1] E. Kou, P. Urquijo et al. (Belle II collaboration), *The Belle II Physics Book, PTEP*, Volume 2019, Issue 12, December 2019, 123C01, arXiv:1808.10567 [hep-ex]
- [2] K. Akai et al. (SuperKEKB collaboration), *SuperKEKB Collider, Nucl.Instrum.Meth.* A907, 188-199 (2018), arXiv:1809.01958 [physics.acc-ph]
- [3] G. C. Fox and S. Wolfram, *Observables for the Analysis of Event Shapes in e^+e^- Annihilation and Other Processes*, *Phys. Rev. Lett.* 41 (1978), p. 1581
- [4] E. Ganiev et al., *Hadronic B decay reconstruction in 5.15 fb^{-1} of early Phase III data*, <https://docs.belle2.org/record/1709/files/BELLE2-NOTE-PL-2019-028.pdf>
- [5] B. Wach, *Charmless B decay reconstruction in 5.15 fb^{-1} of early Phase III data*, https://docs.belle2.org/record/1669/files/APPROVED_PLOTS.pdf