

# $ee \rightarrow \pi\pi$ cross section measurement in Belle II

Maeda Yosuke (KMI, Nagoya Univ.)  
for the Belle II collaboration  
13<sup>th</sup> Feb, 2018  
workshop on HVP contributions to muon  $g-2$   
@KEK



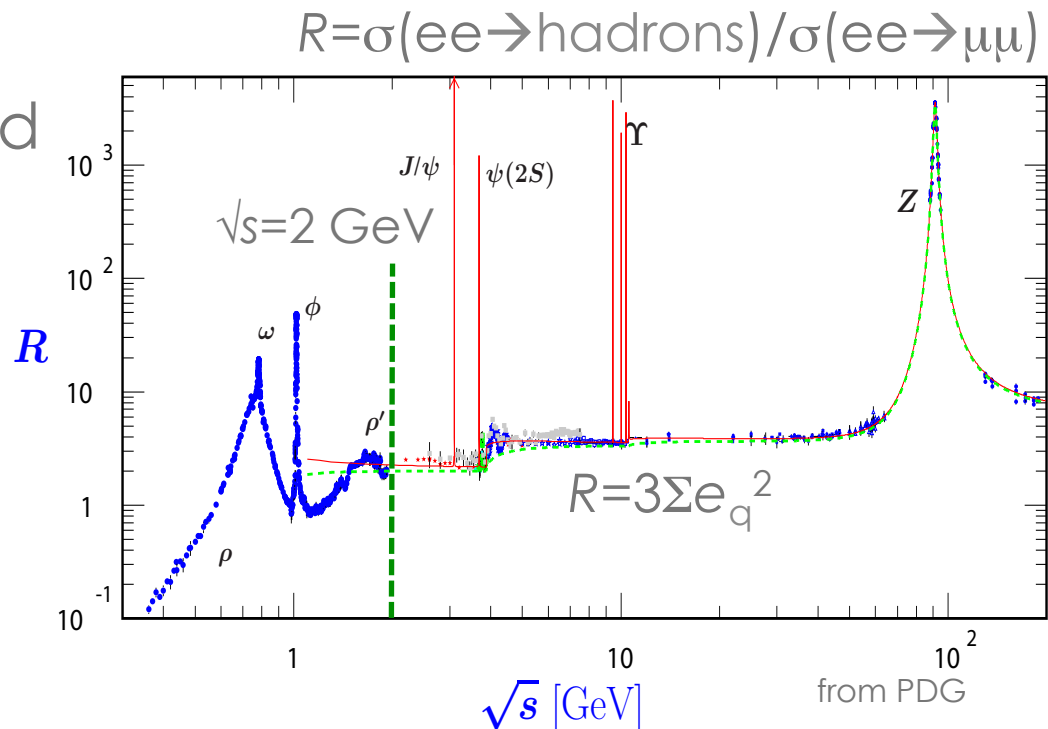
# Fermion pair production in $e^+e^-$ collisions

- cross section is well understood can be neglected at  $M_\mu^2/s \ll 1$

$$\sigma(e^+e^- \rightarrow \mu^+\mu^-) = \frac{4\pi\alpha^2}{3s} \sqrt{1 - 4M_\mu^2/s} (1 + 2M_\mu^2/s)$$

$$86.85 \text{ nb} / (s [\text{GeV}^2/c^4])$$

- quark production is also well described at large  $\sqrt{s}$ 
  - charge/flavor/color
- for small  $\sqrt{s}$  ( $< 2$  GeV), experimental data is necessary
  - low energy QCD



# light hadron production

- Hadron production cross section is an important input for hadronic contribution  $a_\mu^{\text{had}}$  of  $\mu$  g-2

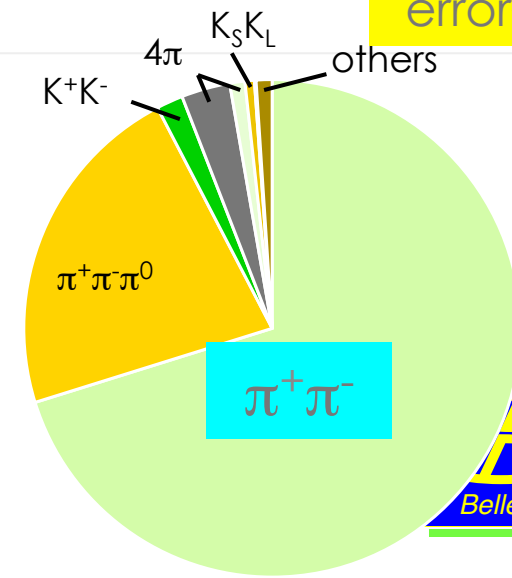
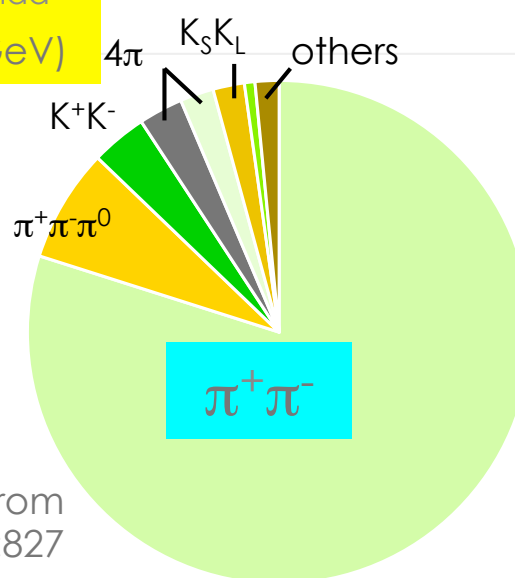
$$a_\mu^{(4)}(\text{vap, had}) = \left(\frac{\alpha m_\mu}{3\pi}\right)^2 \left( \int_{m_{\pi^0}^2}^{E_{\text{cut}}^2} ds \frac{R_{\text{had}}^{\text{data}}(s) \hat{K}(s)}{s^2} + \int_{E_{\text{cut}}^2}^{\infty} ds \frac{R_{\text{had}}^{\text{pQCD}}(s) \hat{K}(s)}{s^2} \right)$$

$K(s)$  : Kernel function

contribution to  $a_\mu^{\text{had}}$   
( $\sqrt{s} < 1.8$  GeV)

error<sup>2</sup>

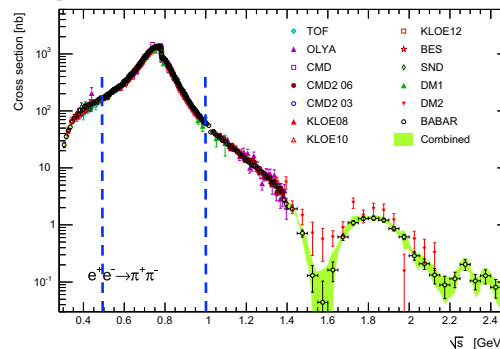
- $\pi\pi$  mode gives dominant contribution ( $\sqrt{s} < 1.8$  GeV)



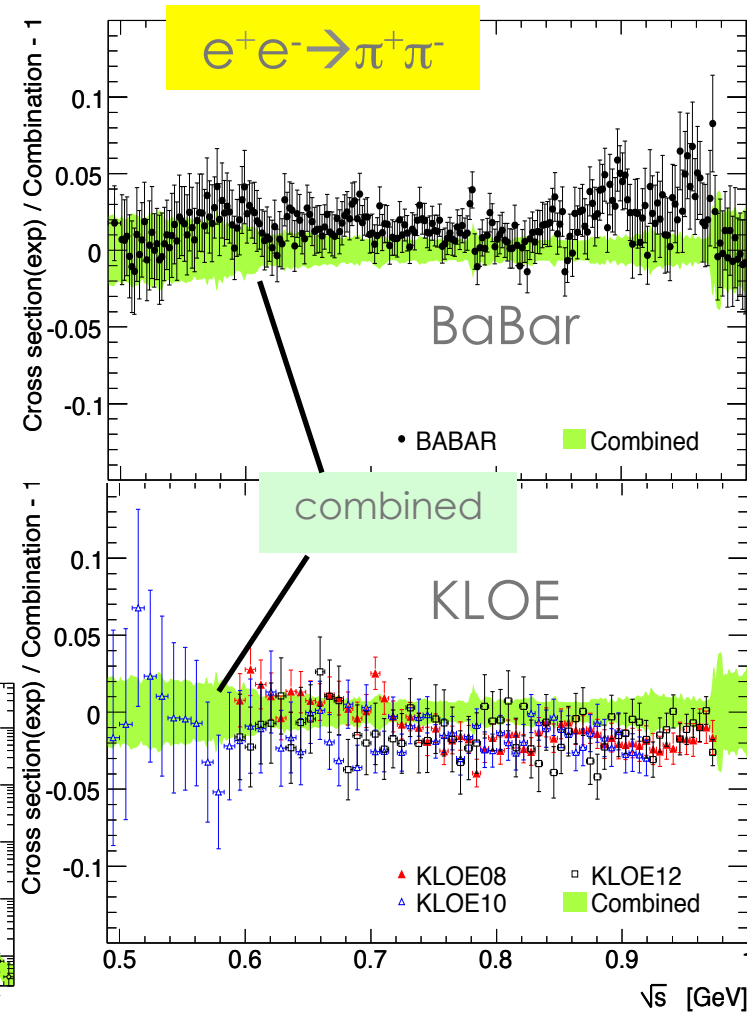
values are taken from  
Eur. Phys. J. C (2017) 77:827

# $\pi\pi$ cross section measurement

- Very precise measurements ( $\lesssim 1\%$ ) have been done by several experiments
- small discrepancy (a few %) between two measurements  $\rightarrow$  this is disturbing error shrinkage
- confirmation by an independent experiment is necessary



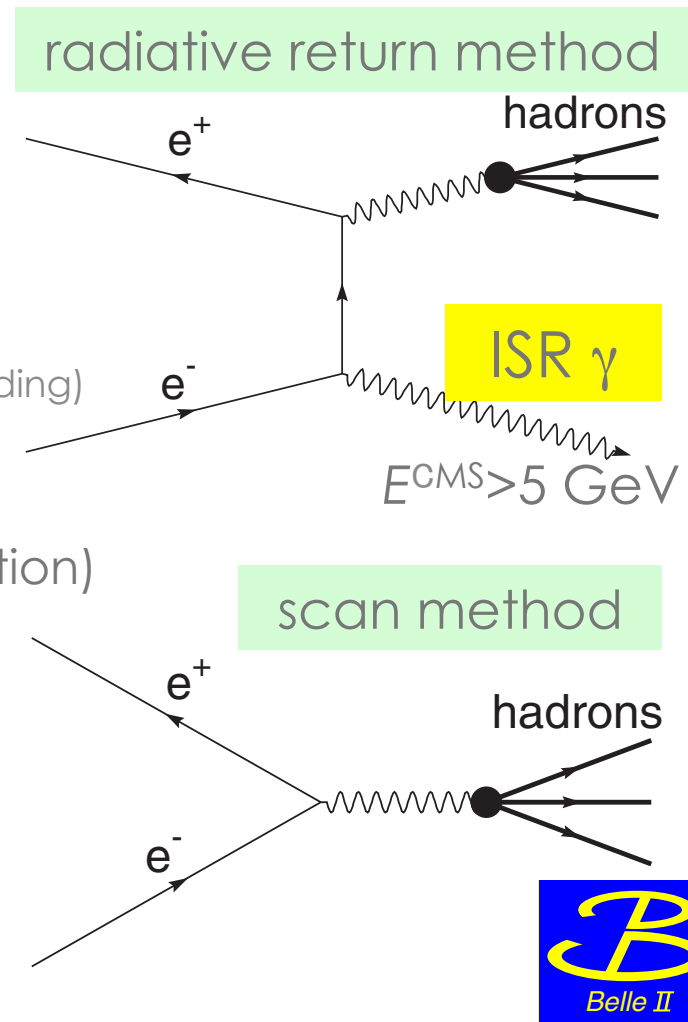
Eur. Phys. J. C (2017) 77:827





# $ee \rightarrow \pi\pi$ measurement at Belle II

- Belle II strategy
  - radiative return method
    - require energetic  $\gamma$
    - distribution of invariant mass of hadrons  $\rightarrow$  (BG subtraction and unfolding)  $\rightarrow$  cross section for each  $\sqrt{s}$
  - simultaneous measurement of  $\pi\pi\gamma$  (signal) and  $\mu\mu\gamma$  (normalization)
    - various error cancellation
- study items with simulation
  - dedicated trigger
  - geometrical acceptance
  - PID



# trigger for $\pi\pi\gamma$ measurement

- Belle was not able to measure this as they did not have proper trigger

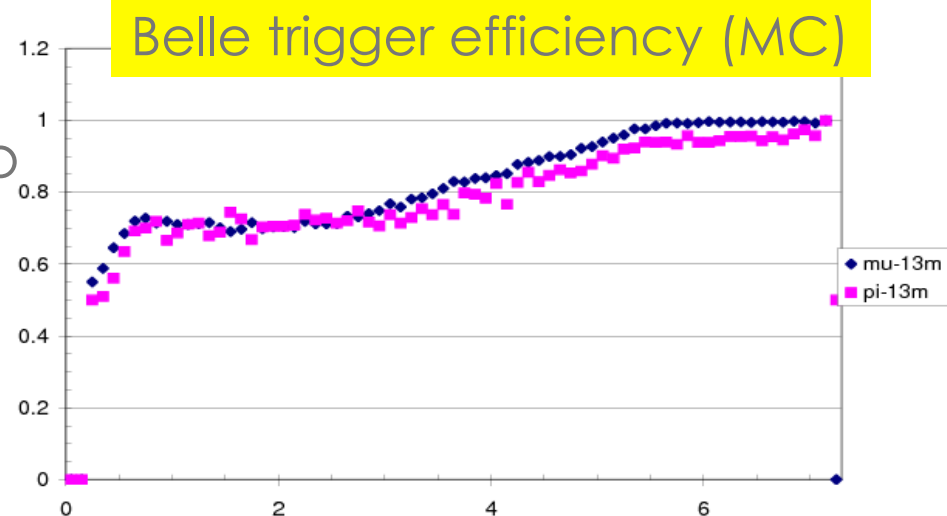
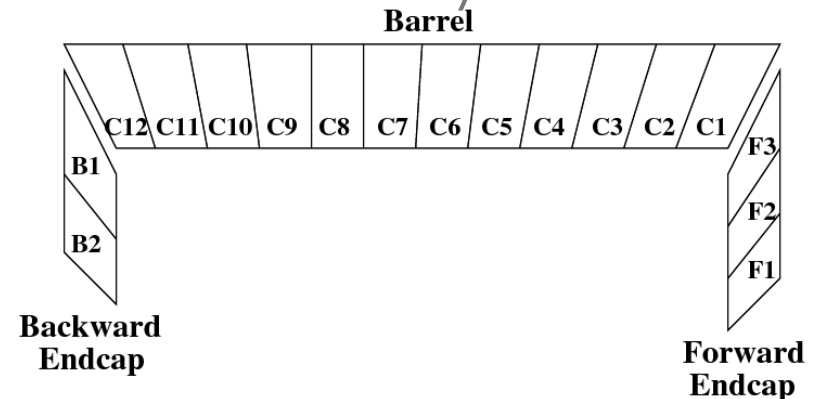
- low efficiency due to Bhabha veto based on only  $\theta$  angle (energy sum of the same  $\theta$  region(s))

- run-by-run instability

- new trigger in Belle II

- improved Bhabha veto using both  $\theta$  and  $\phi$  information

- photon trigger

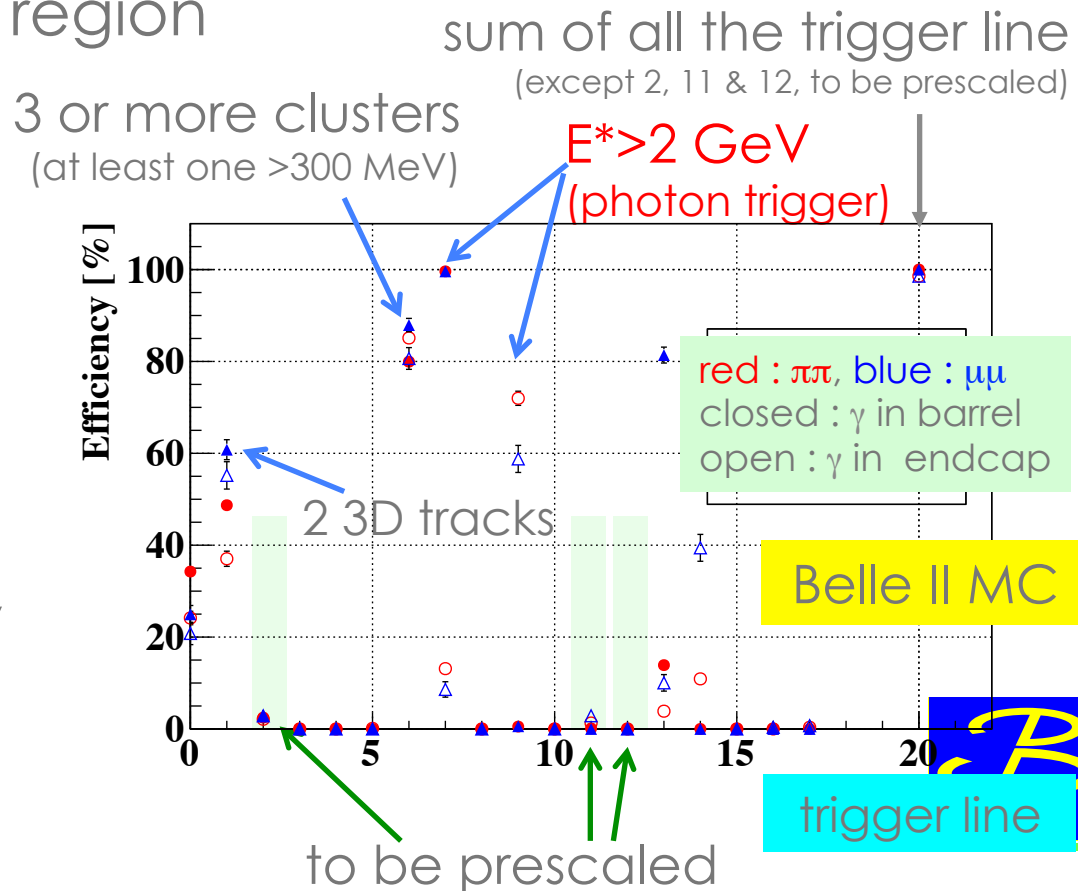


# trigger simulation

- 100% efficiency for good events with ISR  $\gamma$  pointing the barrel region

- Bhabha veto is considered
- some loss ( $O(\%)$ ) for endcap, as designed (but these events are not used as discussed later)

- photon trigger is working effectively as expected



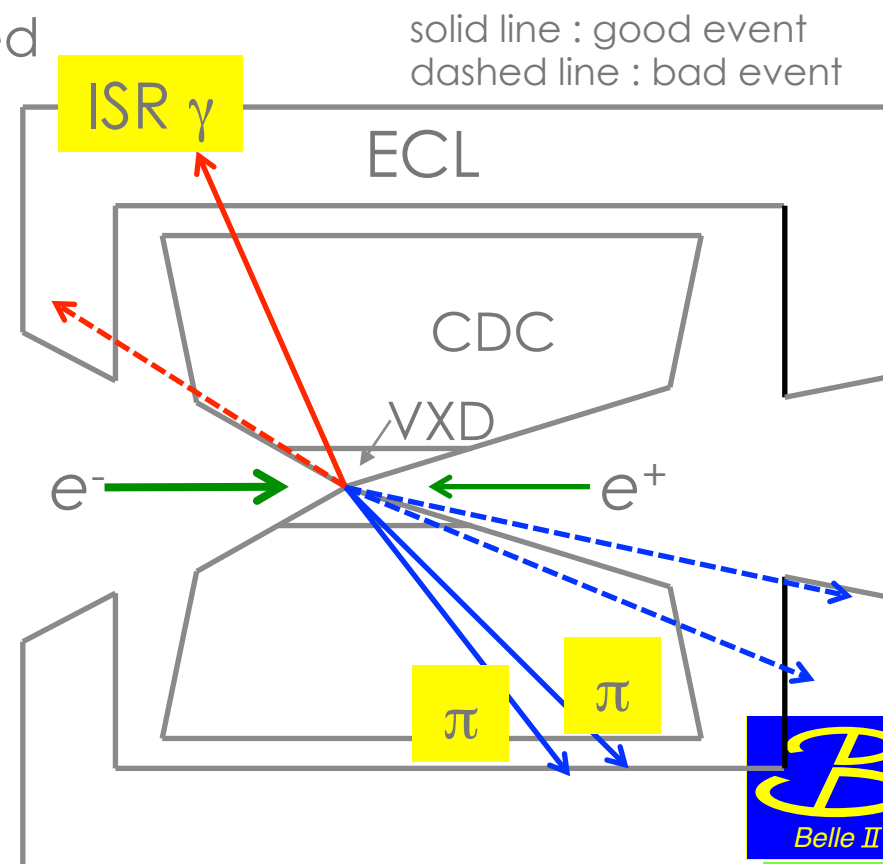
# acceptance study

## □ $\pi\pi\gamma$ acceptance as a function of ISR $\gamma$ $\theta$ angle

- MC truth information is used (Phokhara generator)
- can be calculated from radiator function
- same emission probability between  $\mu$  and  $\pi$

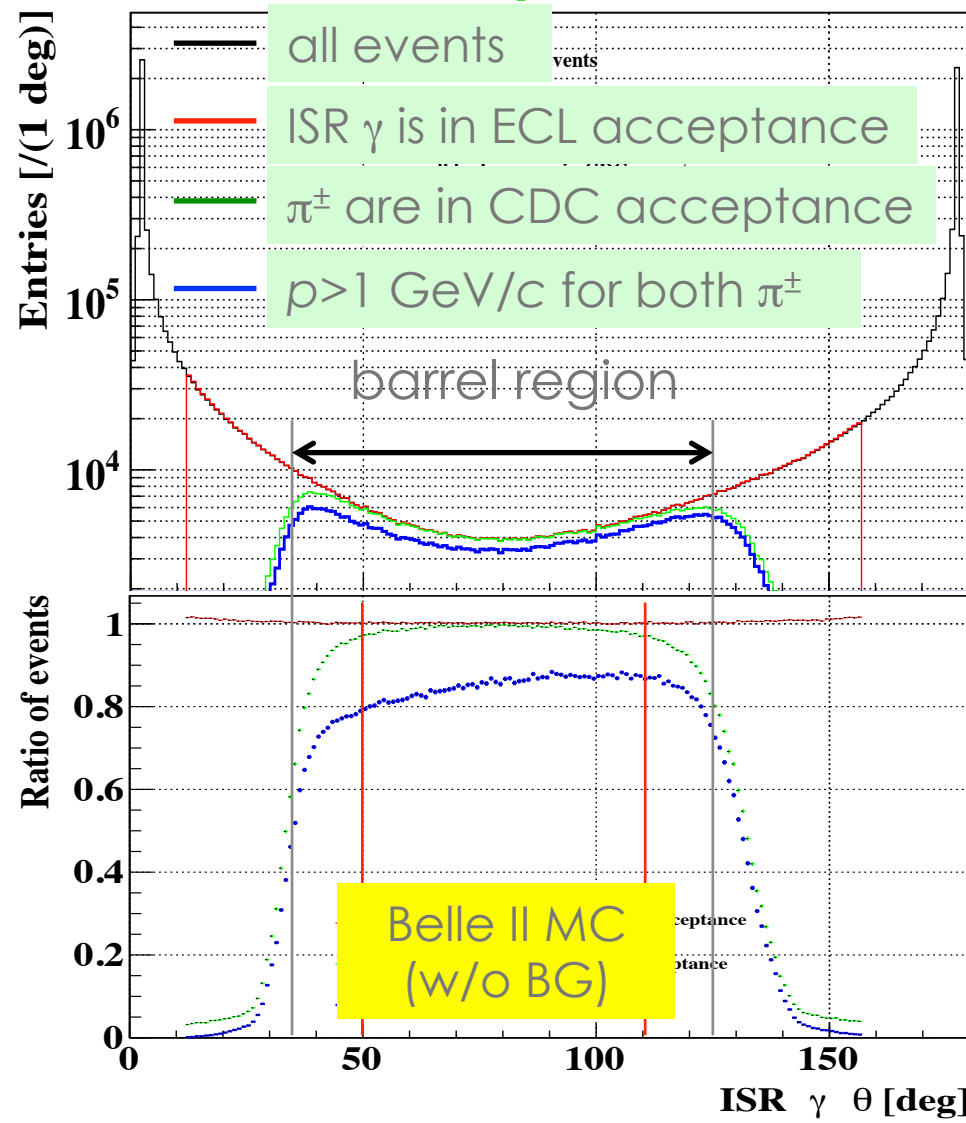
## □ CDC acceptance

- avoid edge regions, where tracking efficiency drops



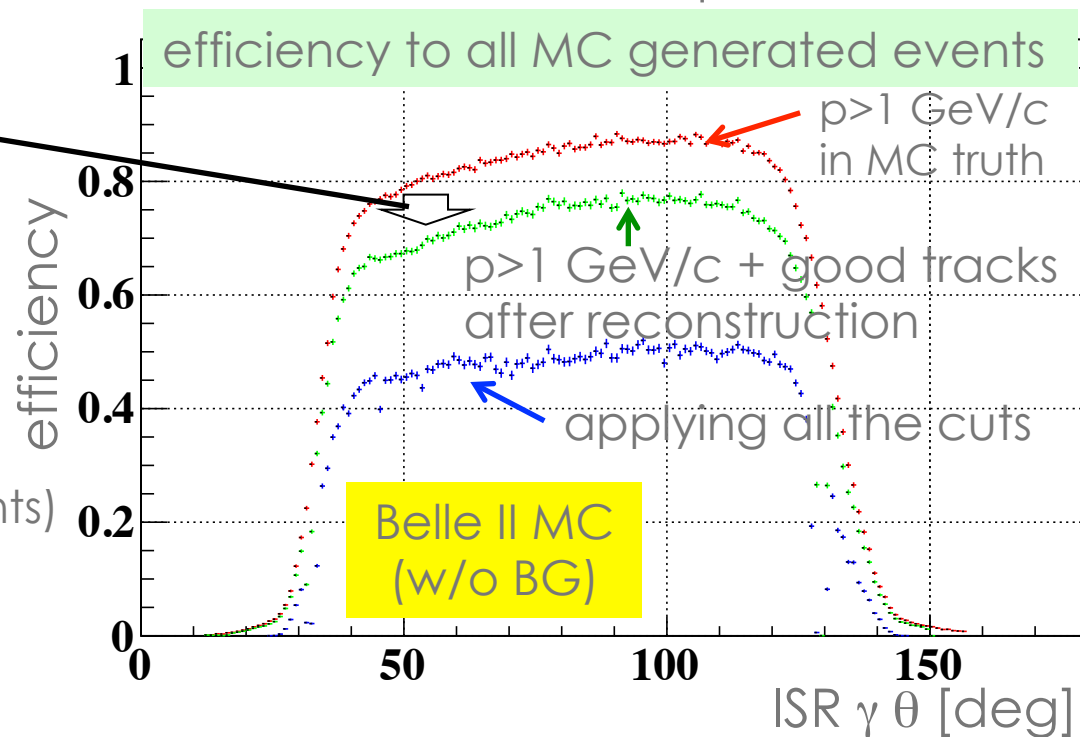
# acceptance study

- efficiency is flat for large angle ISR  $\gamma$ 
  - $\rightarrow$  by limiting ISR  $\gamma$   $\theta$  angle, acceptance can be kept high
  - lose some events, but can be easily compensated by Belle II high stat.
- 10-20% loss due to momentum cut ( $p > 1$  GeV/c)
  - for good muon-ID



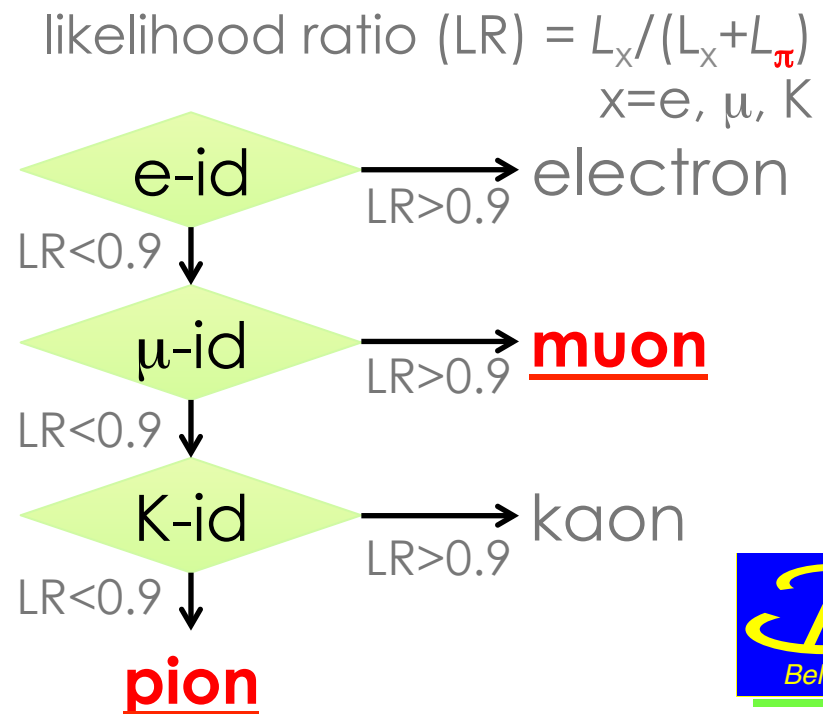
# event selection efficiency

- selection criteria (tentative)
  - exactly two “good” track
  - $10 < E_{\pi\pi\gamma}^* < 11 \text{ GeV}, P_{\pi\pi\gamma}^* < 0.5 \text{ GeV}/c$ 
    - suppress events with add. ISR and from other processes
  - PID cut
- some loss after reconstruction
  - partially due to  $\gamma$  conversion /  $\pi$  interaction
- total eff. : 49% (to all MC generated events)
  - $50^\circ < \theta_{\text{ISR}} < 110^\circ$



# PID algorithm

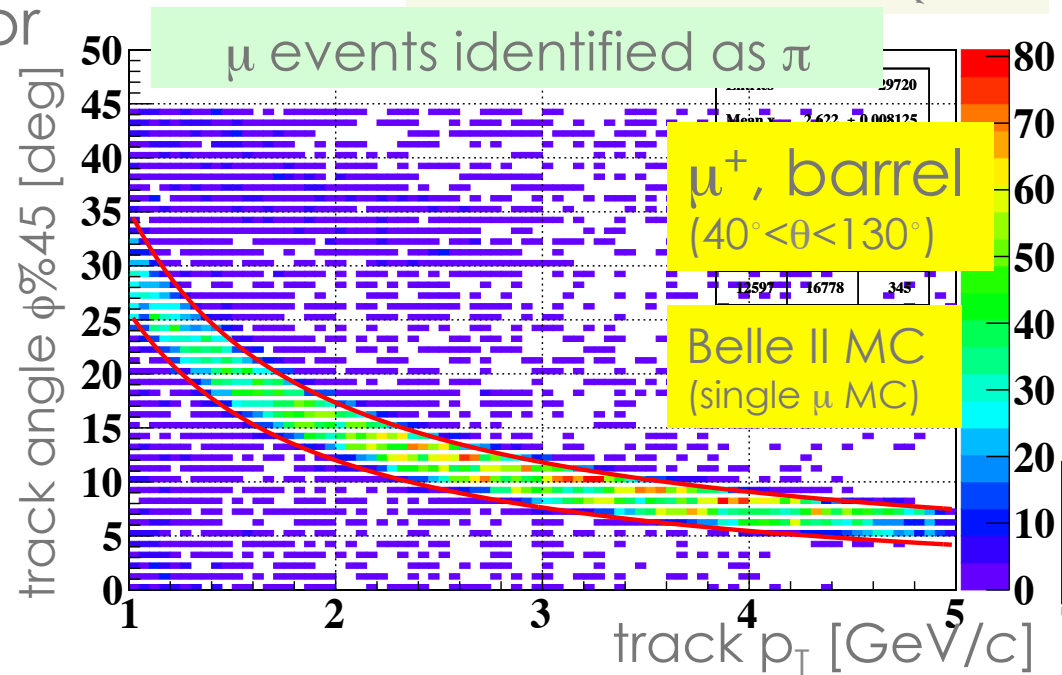
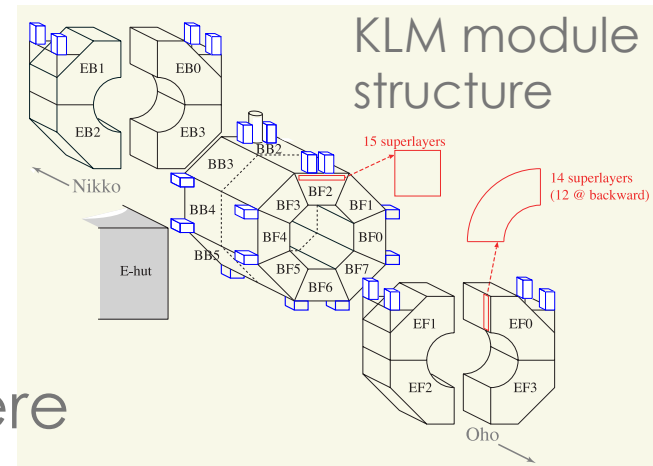
- assign unique PID for each track
- require both tracks to be identified as the particle of interest
- study items
  - $\mu\mu \leftrightarrow \pi\pi$  cross feed
  - correlated efficiency loss



# muon/pion separation

- mis-identified muons tend to be recognized as pions  
 $\rightarrow \mu$ -id ineff. = fake  $\pi$
- avoiding KLM module gaps, where  $\mu$ -id efficiency is poor

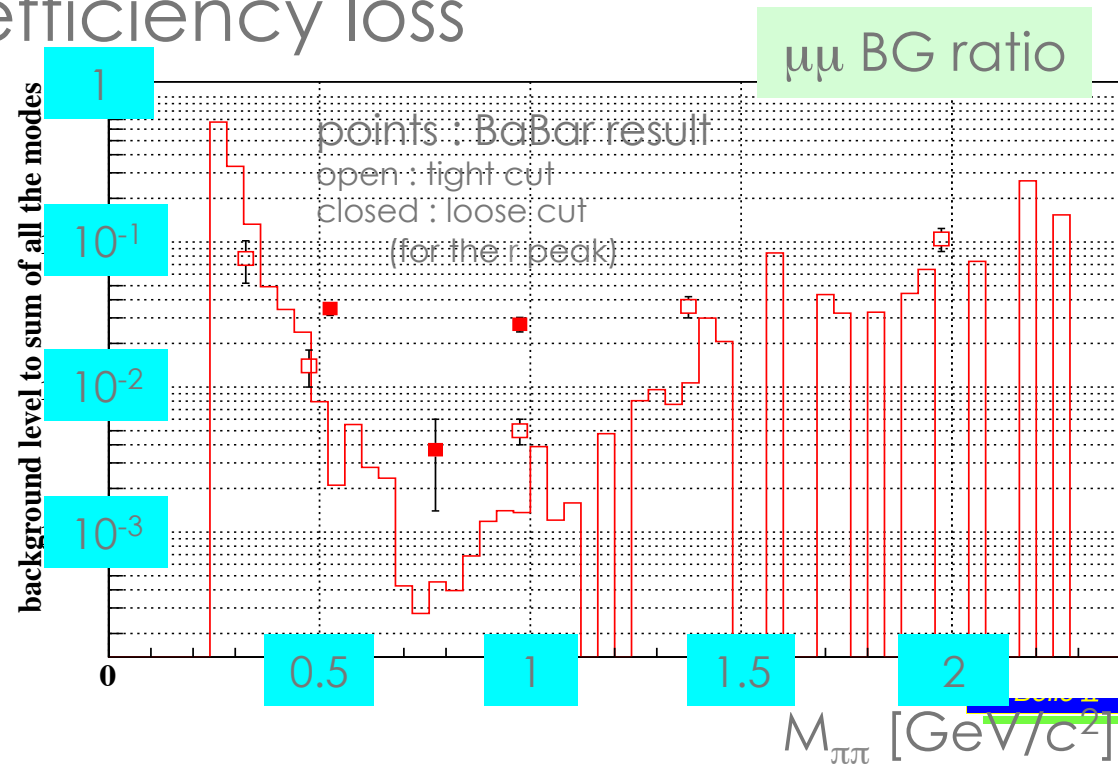
- visible in  $p_T$ - $\phi$  plane
- set veto regions  
 (for barrel/endcap, positive/negative  $\mu$ )
- require at least one track to be outside of the veto regions





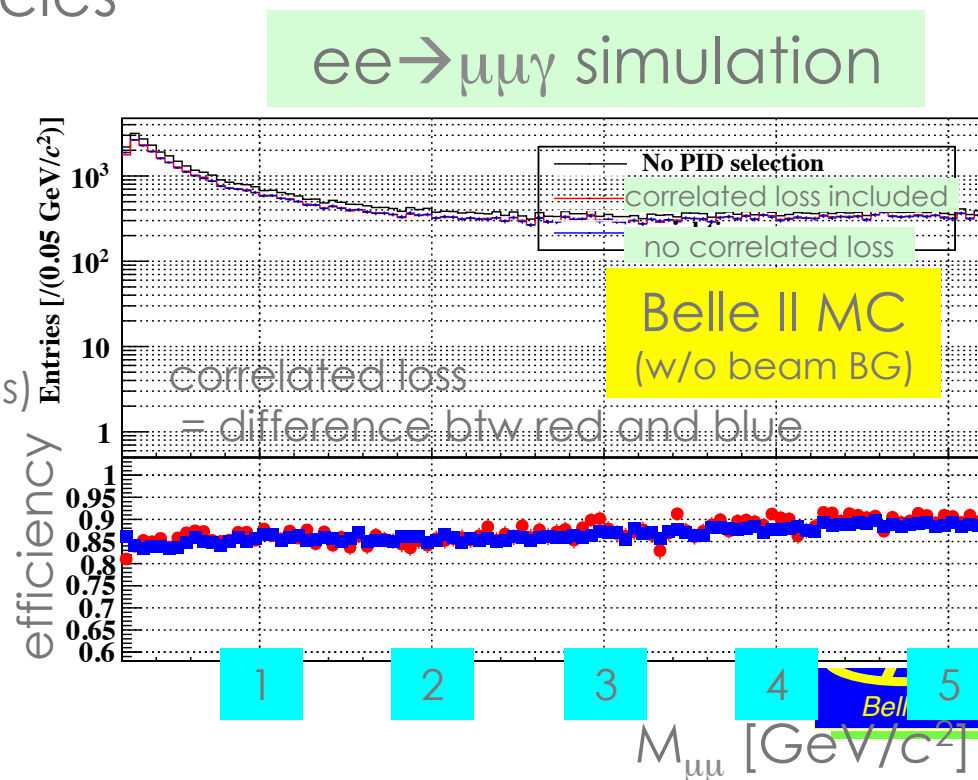
# $\mu\mu$ BG in $\pi\pi$ analysis

- reduction by a factor of 5  
by introduction of KLM module gap veto
- 9% additional efficiency loss
- the same level  
with BaBar



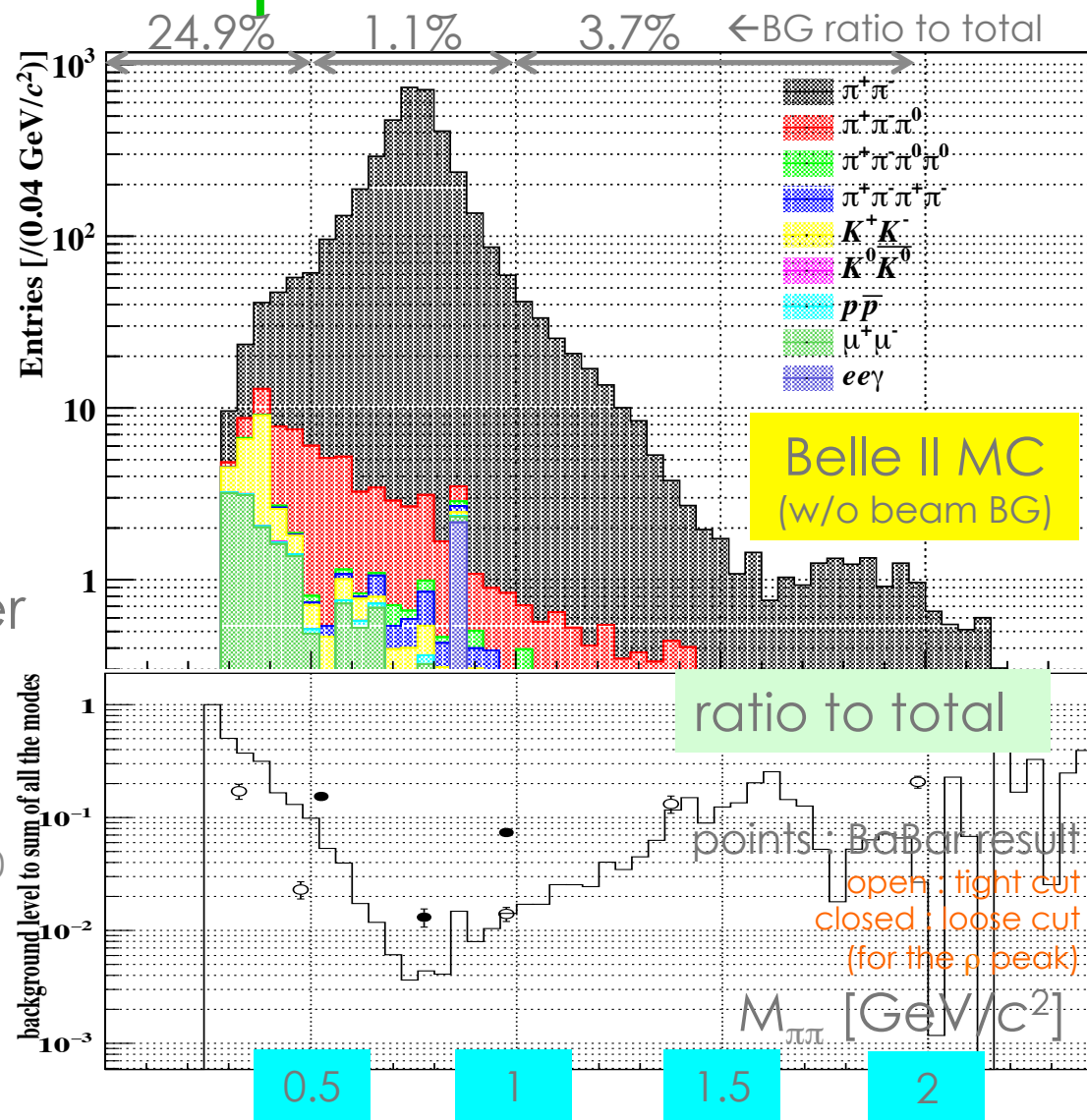
# correlated loss of PID eff.

- additional efficiency loss can exist due to two tracks close to each other
- compare two efficiencies
  - $\mu$ -id for both tracks (including correlated loss)
  - product of  $\mu$ -id efficiency, which was taken from single  $\mu$  MC (do not include correlated loss)
- significant correlated efficiency loss was not seen



# background processes

- other ISR modes, are considered
  - BG from  $q\bar{q}$ ,  $B\bar{B}$  and  $\tau$  is small
- O(%) level BG for  $M_{\pi\pi} > 0.5 \text{ GeV}/c^2$ 
  - similar to or better than BaBar
- worse in low mass region
  - $\pi\pi\pi^0$  with low-E  $\pi^0$
  - optimization of event selection

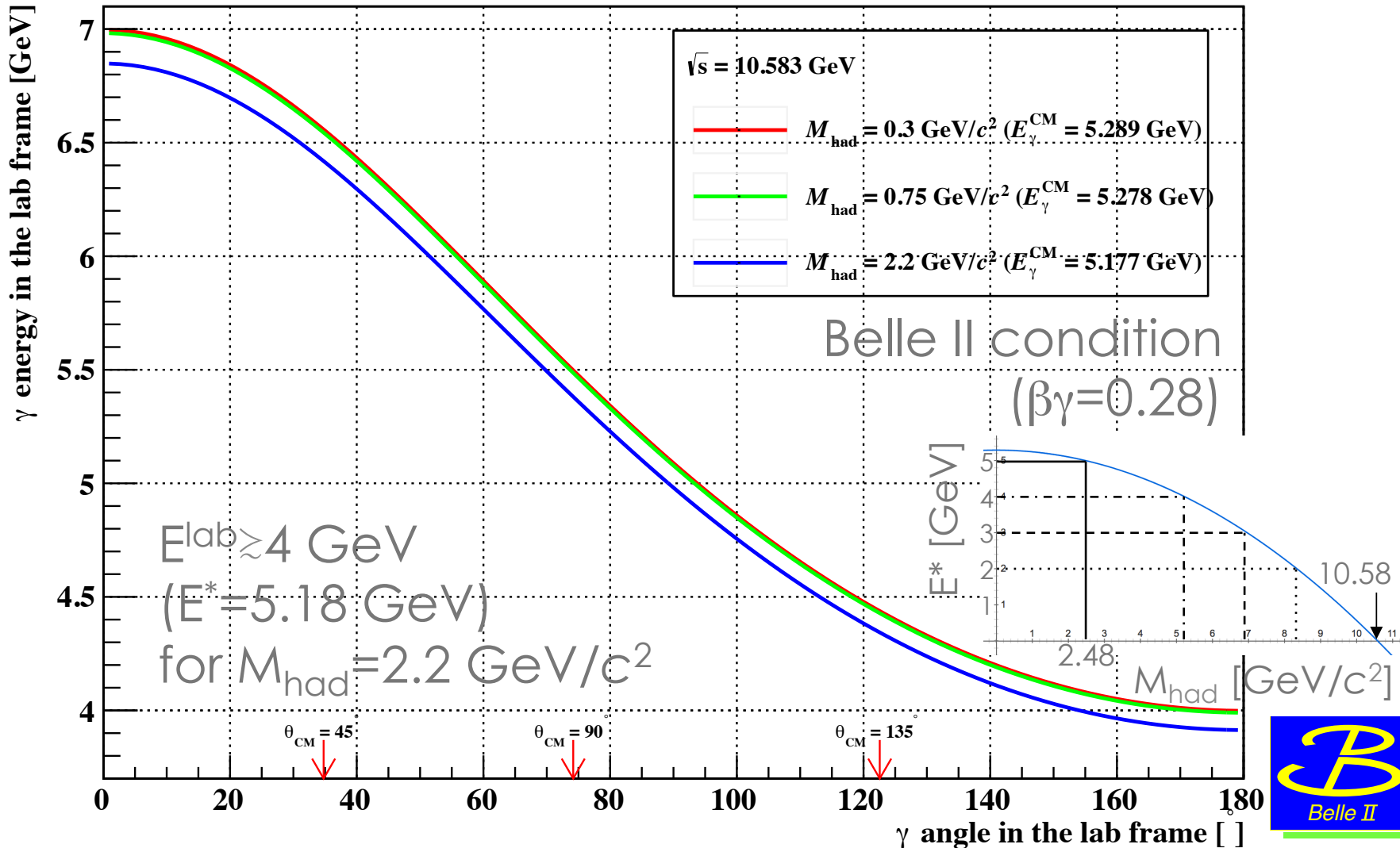


# summary

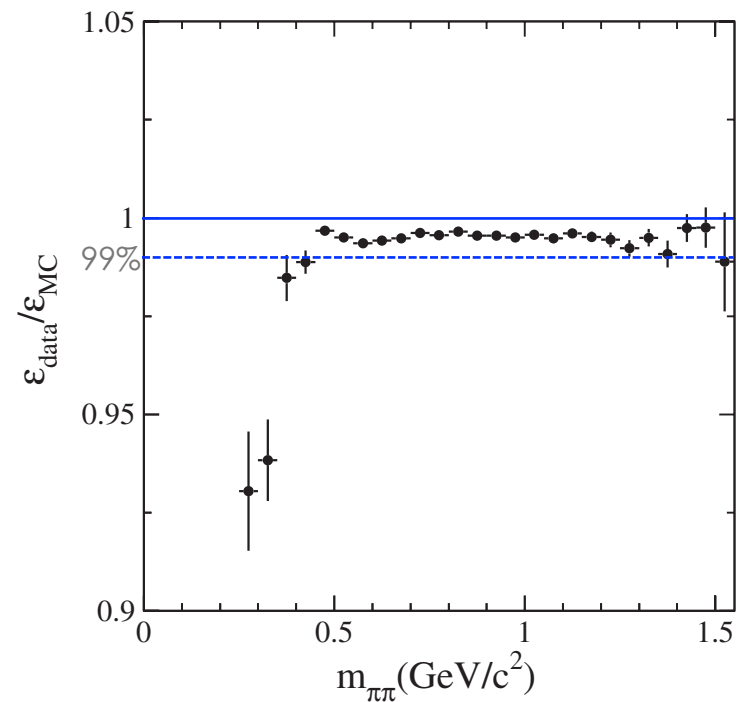
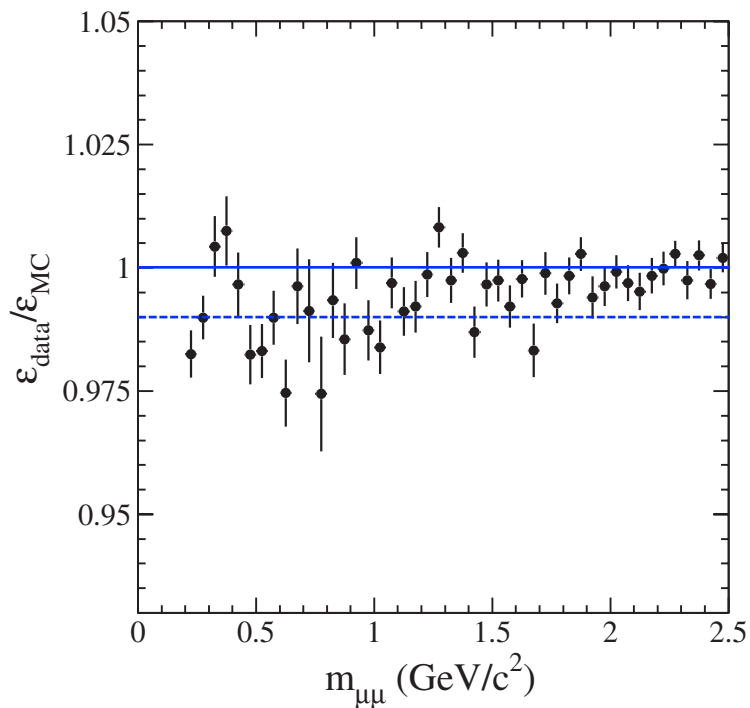
- Precision measurement of  $ee \rightarrow \pi\pi$  cross section in Belle II is important for better understanding of muon  $g-2$  anomaly
- Several simulation studies are performed for the  $ee \rightarrow \pi\pi\gamma$  mode, which shows
  - 100% L1 trigger efficiency for events with large angle ISR
  - BG level is found to be competitive to BaBar analysis with tentative event selection and PID
- further studies
  - selection optimization
  - effect of beam background

backup slides

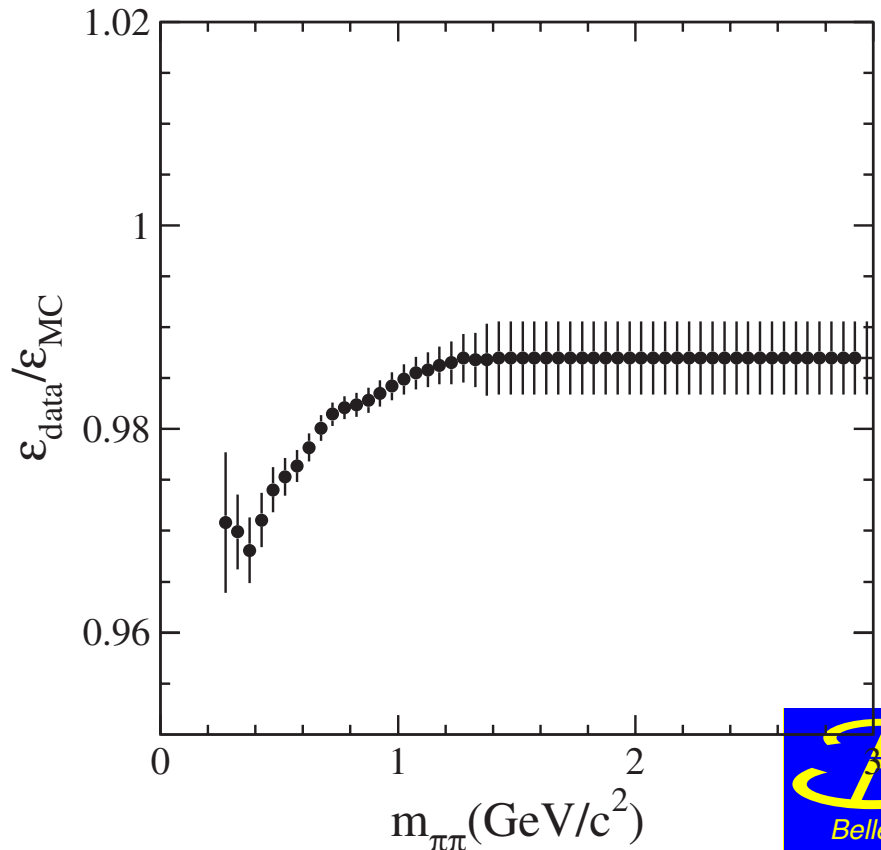
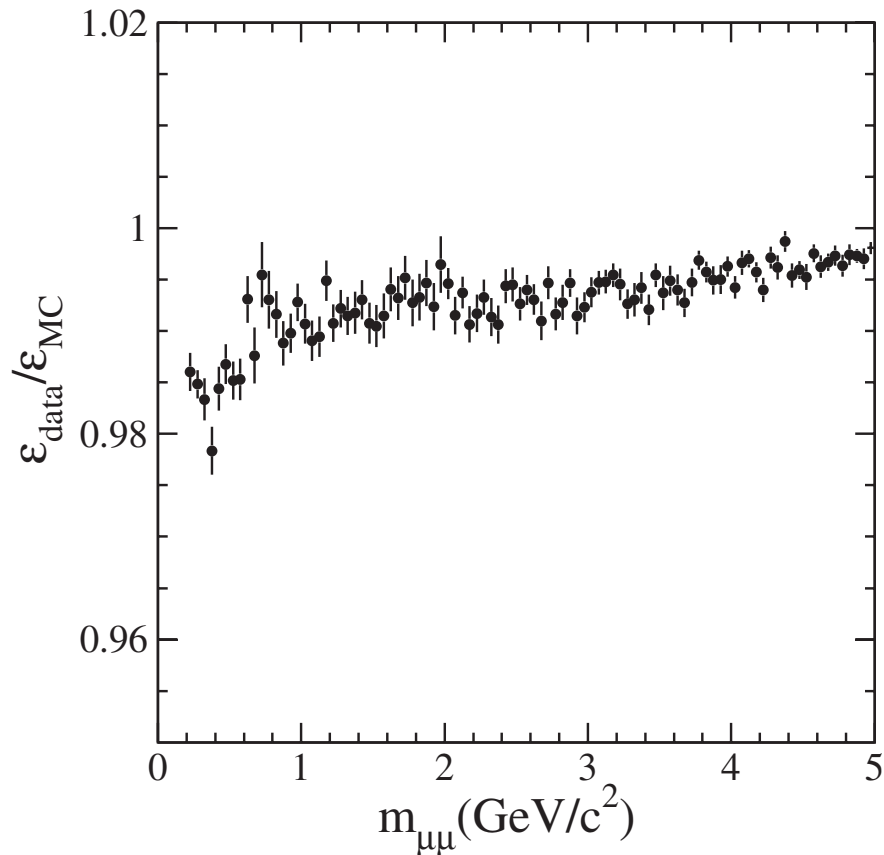
# ISR $\gamma$ energy in lab frame



# BaBar trigger/filter eff. correction



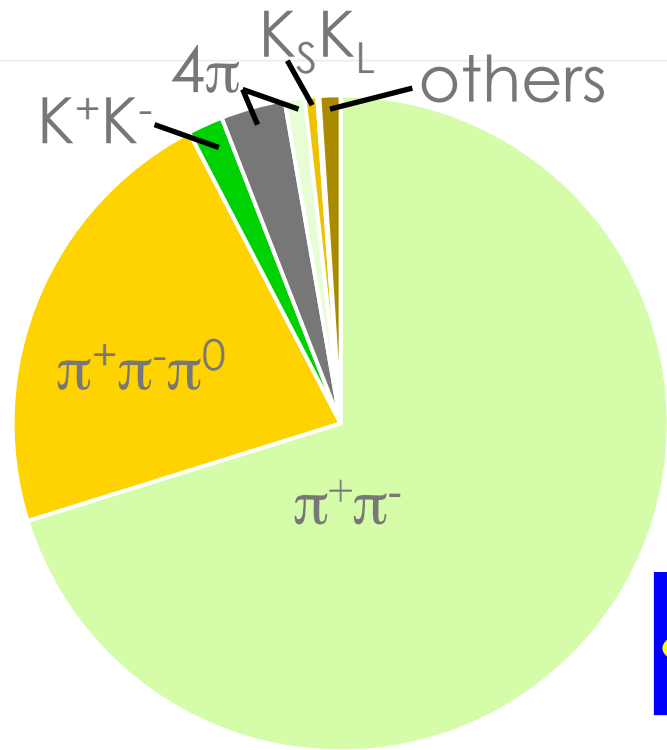
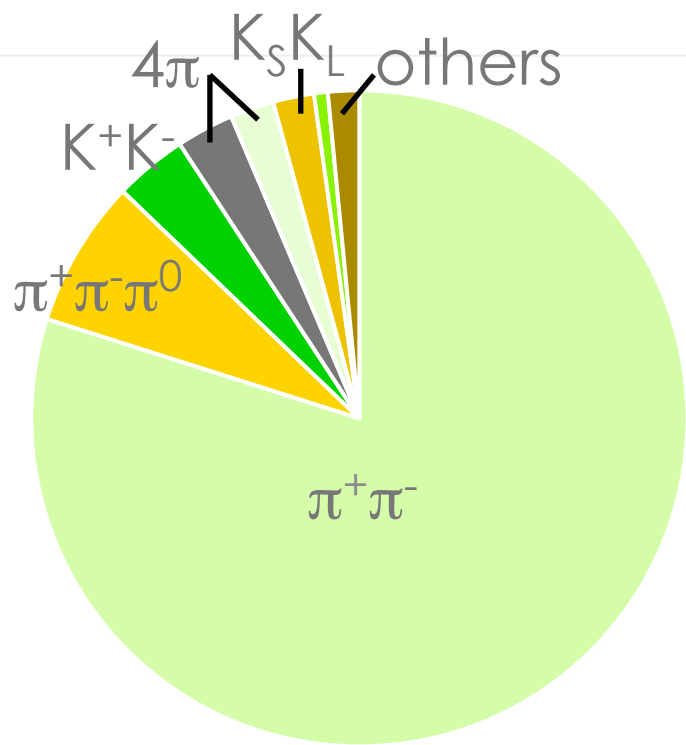
# BaBar tracking eff. correction





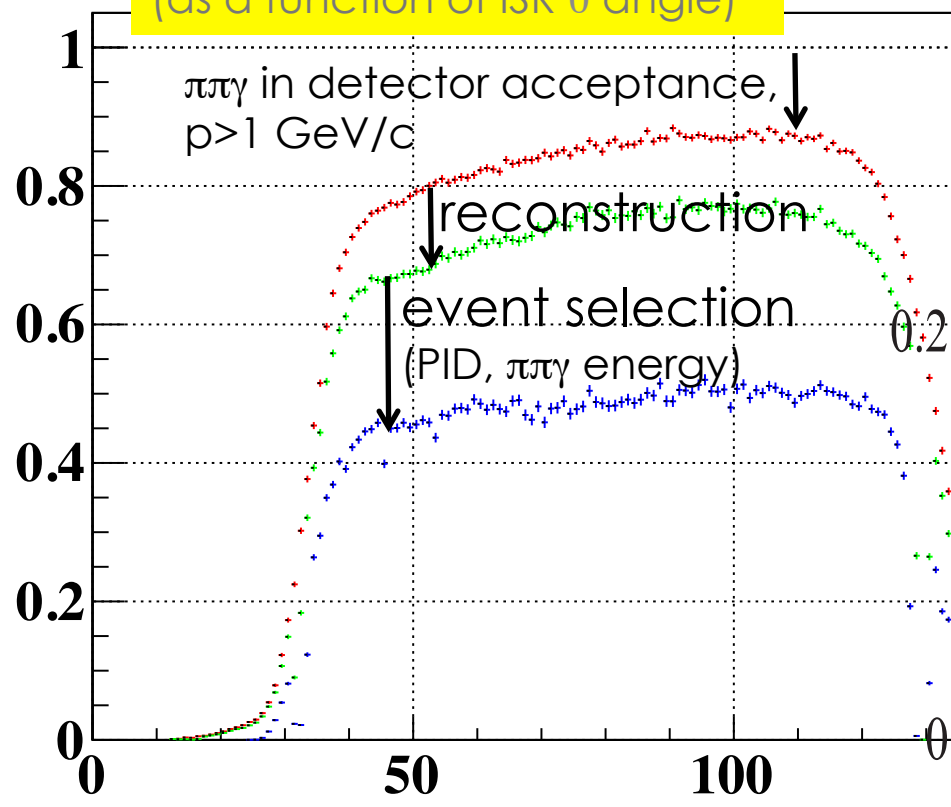
# L1 trigger menu

Bit	Phase 2 description	Prescale Phase 2	Changes for 2020	Prescale 2020
0	3 or more 3D tracks			
1	2 3D tracks, $\geq 1$ within 25 cm, not a trkBhabha		2 3D tracks, $\geq 1$ within 10 cm, not a trkBhabha	
2	2 3D tracks, not a trkBhabha	20		20
3	2 3D tracks, trkBhabha			2
4	1 track, $< 25\text{cm}$ , clust same hemi, no 2 GeV clust		1 track, $< 10\text{cm}$ , clust same hemi, no 2 GeV clust	
5	1 track, $< 25\text{cm}$ , clust opp hemi, no 2 GeV clust		1 track, $< 10\text{cm}$ , clust opp hemi, no 2 GeV clust	
6	$\geq 3$ clusters inc. $\geq 1$ 300 MeV, not an eclBhabha		$\geq 3$ clusters inc. $\geq 2$ 300 MeV, not an eclBhabha	
7	2 GeV $E^*$ in [4,14], not a trkBhabha			
8	2 GeV $E^*$ in [4,14], trkBhabha			2
9	2 GeV $E^*$ in 2,3,15,16, not eclBhabha			
10	2 GeV $E^*$ in 2,3,15 or 16, eclBhabha			
11	2 GeV $E^*$ in 1 or 17, not eclBhabha	10		20
12	2 GeV $E^*$ in 1 or 17, eclBhabha	10		20
13	exactly 1 $E^* > 1$ GeV and 1 $E > 300$ MeV, in [4,15]			
14	exactly 1 $E^* > 1$ GeV and 1 $E > 300$ MeV, in 2,3 or 16			5
15	clusters back-to-back in phi, both $> 250$ MeV, no 2 GeV			
16	clusters back-to-back in phi, 1 $< 250$ MeV, no 2 GeV		clust back-to-back in phi, $< 250$ MeV, no 2 GeV, no trk $> 25\text{cm}$	3
17	clusters back-to-back in 3D, no 2 GeV			5

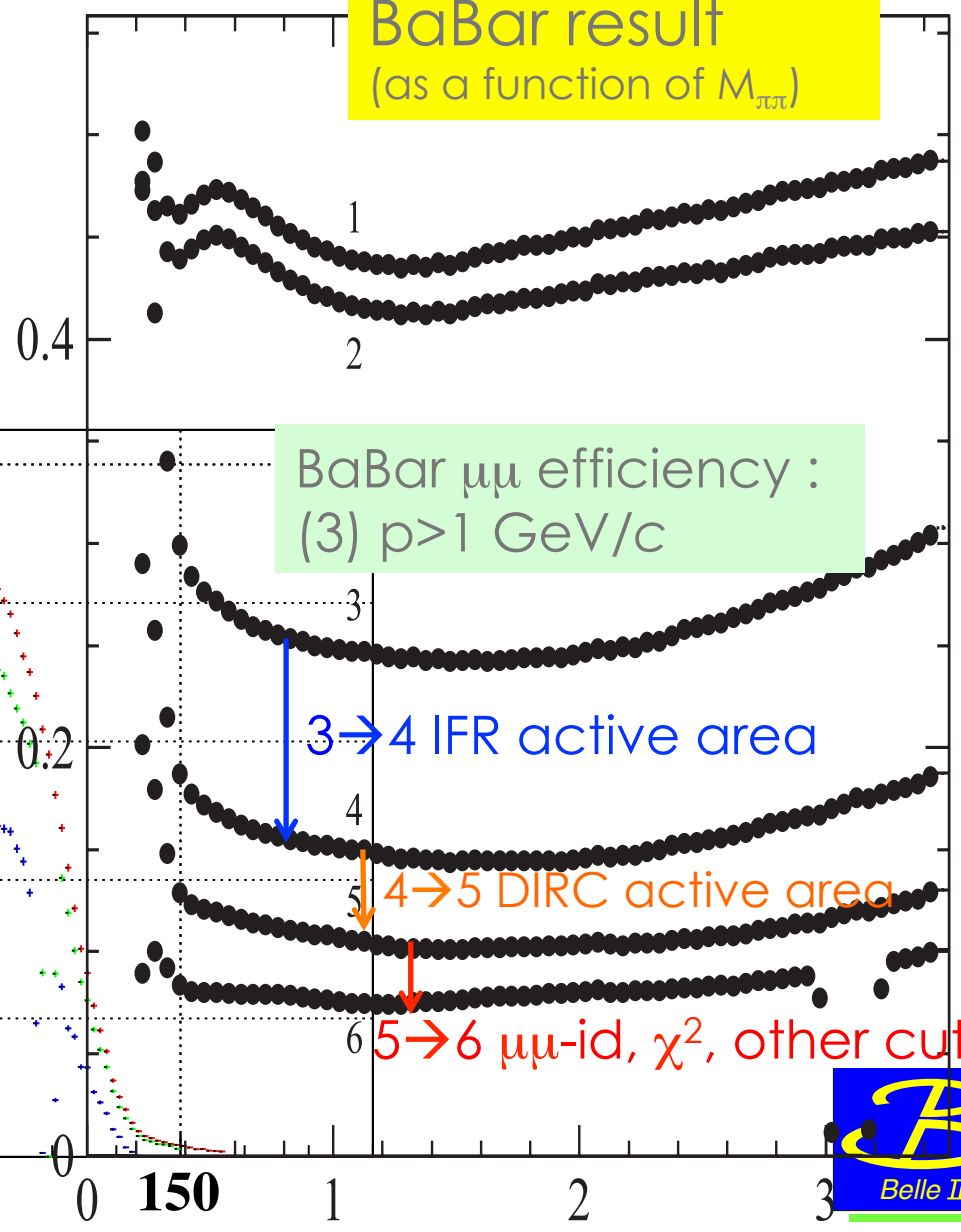


# efficiency

Belle II MC  
(as a function of ISR  $\theta$  angle)



BaBar result  
(as a function of  $M_{\pi\pi\pi}$ )



BaBar  $\mu\mu$  efficiency :  
(3)  $p > 1$  GeV/c

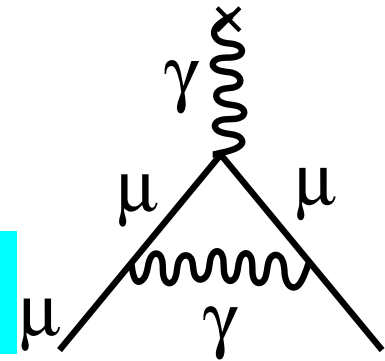


# muon $g-2$

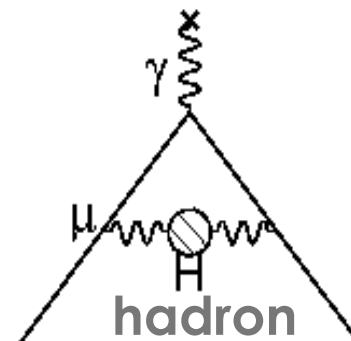
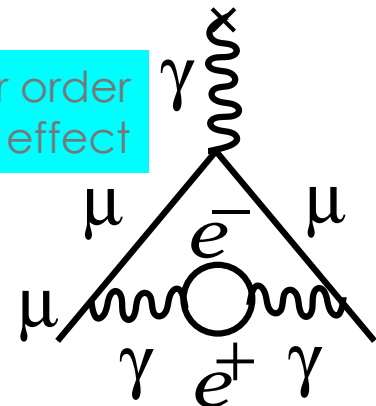
$$\vec{\mu}_\ell = g_\ell \frac{Qe}{2m_\ell} \vec{s}$$

- “ $g$ -factor” of  $\mu$  (also  $e$ ) is slightly larger than 2 due to QED effect
  - $a_\mu = (g-2)/2$
  - $\sim 3\sigma$  discrepancy btw theo. and exp.
    - both have  $\sim 0.5$  ppm precision
- strong interaction and weak interaction also contribute
  - strong :  $\sim 60$  ppm
  - weak :  $\sim 1.3$  ppm

“Schwinger”  
 $O(\alpha)$



higher order  
QED effect



# hadronic contribution

Physics Reports 477  
(2009) 1–110

## □ lowest order

□ ~60 ppm contribution

□ related to hadron production cross section from  $e^+e^-$

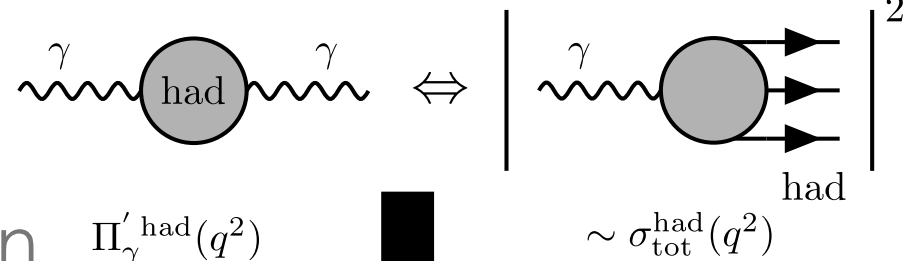
□ dominating theo. uncertainty

## □ higher order

□ smaller uncertainty

## □ light-by-light

□ (not discussed here)



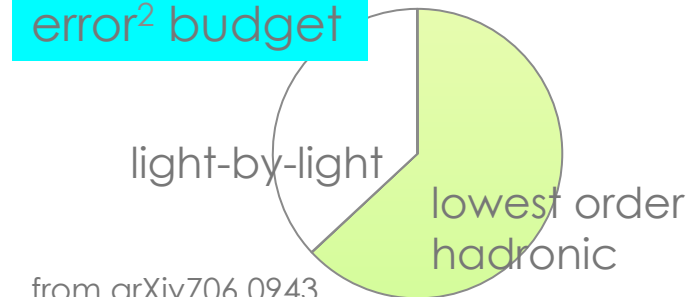
optical theorem

$$a_{\mu}^{\text{had};\text{LO}} = \left(\frac{\alpha m_{\mu}}{3\pi}\right)^2 \int_{m_{\pi}^2}^{\infty} \frac{ds}{s^2} K(s) R(s)$$

$O(1)$

$$R_{\text{had}}(s) = \sigma(e^+e^- \rightarrow \text{hadrons}) / \frac{4\pi\alpha(s)^2}{3s}$$

error<sup>2</sup> budget



from arXiv706.0943

# R measurement

$$a_{\mu}^{\text{had;LO}} = \left(\frac{\alpha m_{\mu}}{3\pi}\right)^2 \int_{m_{\pi}^2}^{\infty} \frac{ds}{s^2} K(s) R(s)$$

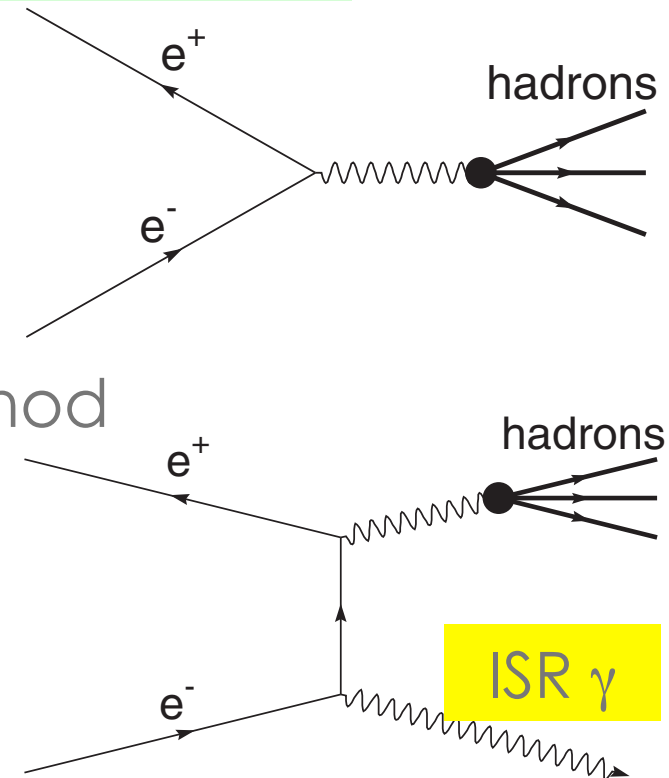
$R(s)$ : need  $s$  dependence

## □ scan method

- 😊 large statistics
- 😞 limited energy range
- 😞 point-to-point errors
- being performed in Novosibirsk

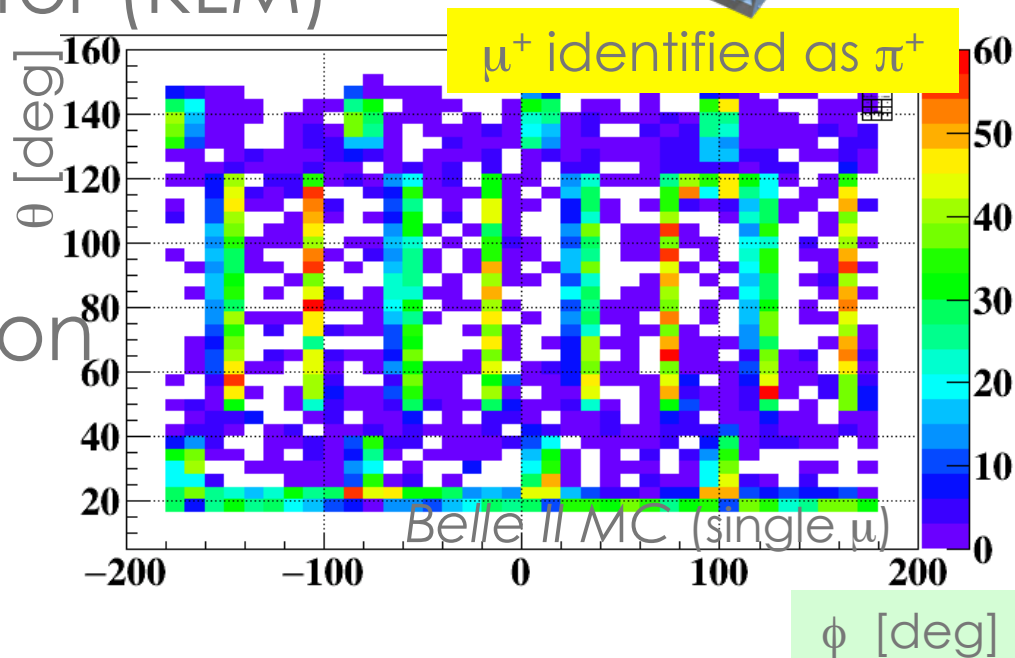
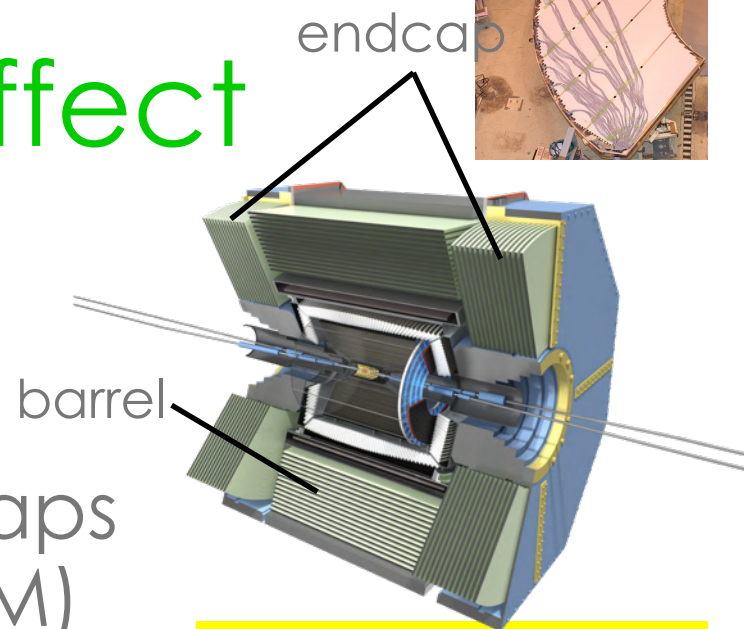
## □ Initial State Radiation (ISR) method (colliders with fixed energy)

- tag ISR photon ( $E > 3$  GeV)
- 😊 can scan wide energy range
- 😊 same exp'tal condition
- 😞 lower statistics due to ISR  $O(\alpha)$ 
  - ← can be compensated by high luminosity
- performed by BaBar / BES / KLOE



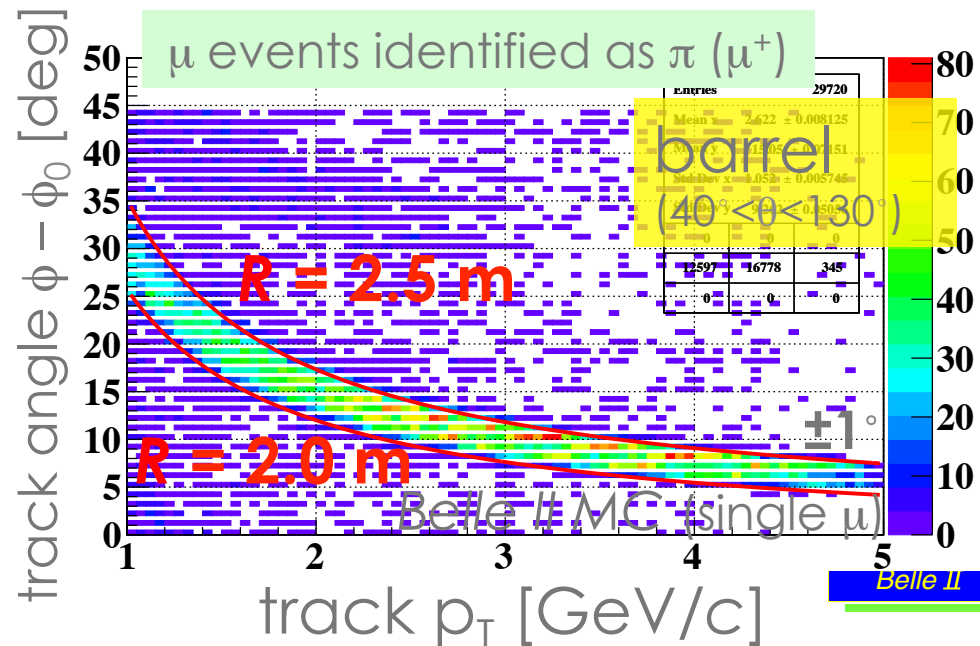
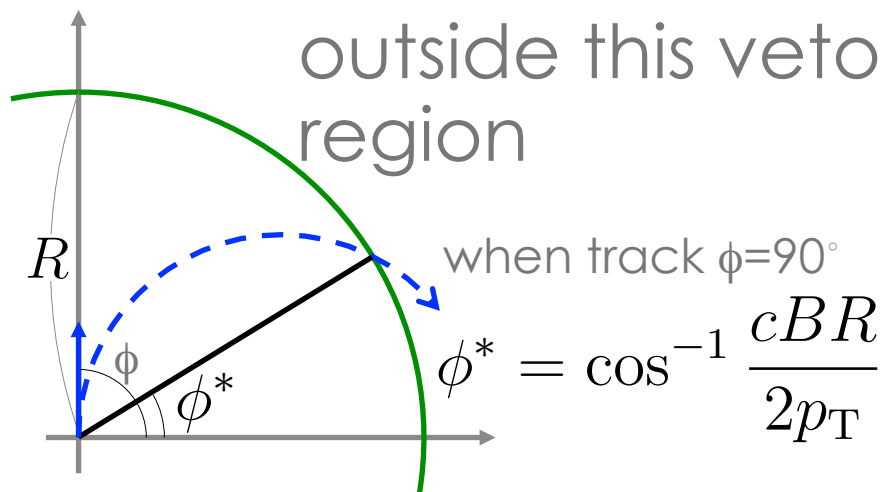
# KLM gap effect

- muon ID inefficiency  
→ fake  $\pi$
- derived from module gaps of the  $K_L$ - $\mu$  detector (KLM)
  - also very forward region ( $\theta < 25^\circ$ ), not covered by KLM
- Avoiding this region helps to reduce  $\mu\mu \rightarrow \pi\pi$  bkg



# KLM-gap veto cut

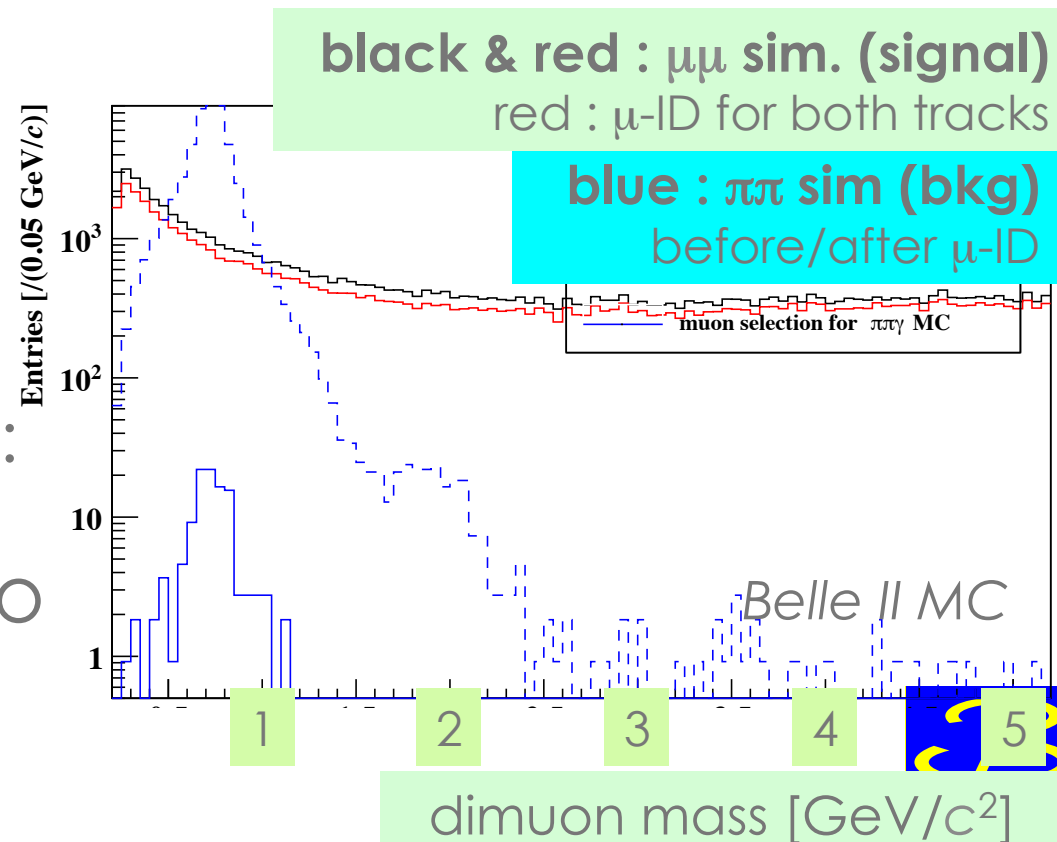
- veto regions in track  $p_T$ - $\phi$  plane  
( $\phi$  is measured with respect to gap angle  $\phi_0$ )
  - defined for each of particle charge and  $\theta$  direction (endcap or barrel)
  - require at least one track to be outside this veto region





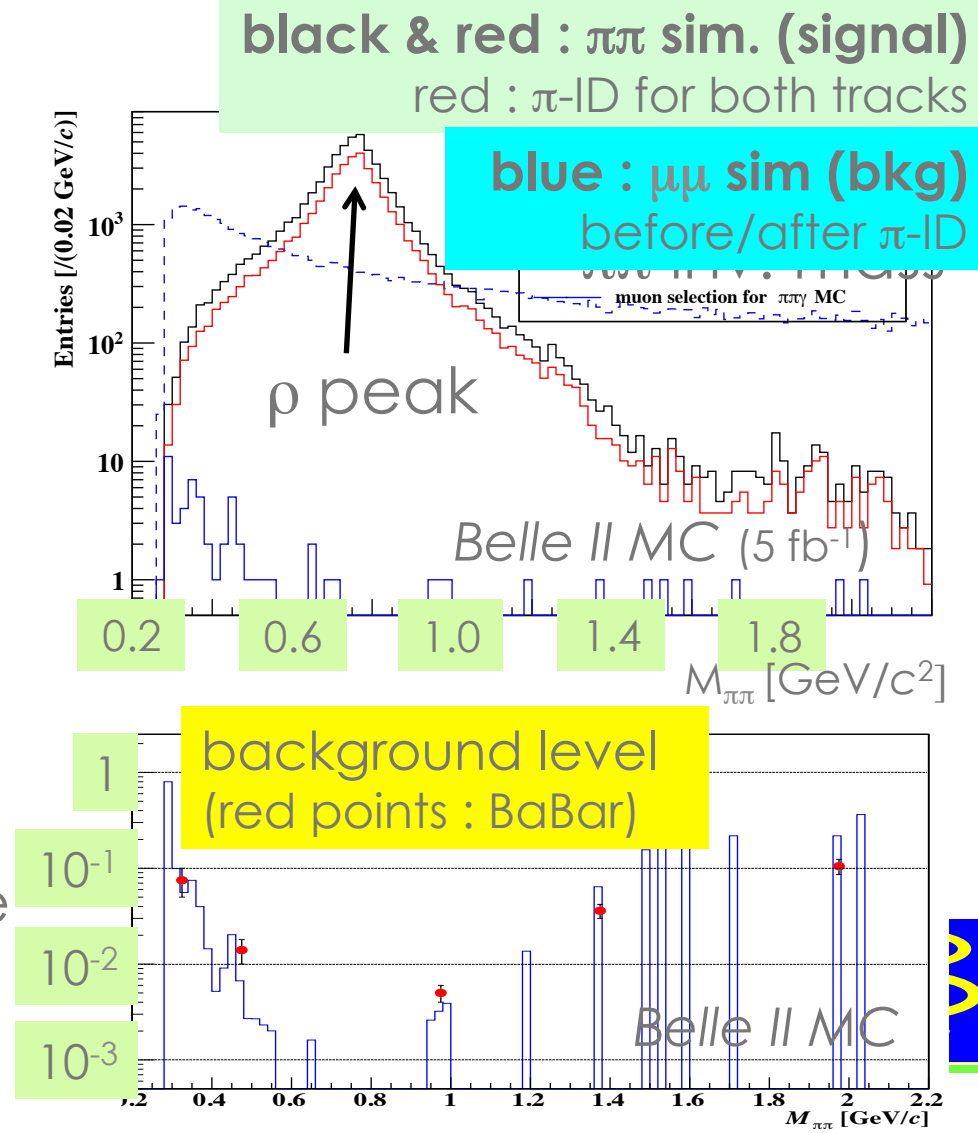
# PID performance – $\mu\mu$ mode

- $\mu\mu/\pi\pi$  modes can be background for each other
- MC stat. :  $\sim 5 \text{ fb}^{-1}$  equiv.
- $\mu\mu$ -ID eff.
  - $\sim 80\%$
  - loss by veto cut: 5%
- $\pi\pi \rightarrow \mu\mu$  bkg. ratio
  - $\sim 0.4\%$   
( $M_{\mu\mu} < 1 \text{ GeV}/c^2$ )



# PID performance – $\pi\pi$ mode

- $\pi\pi$ -ID cut efficiency
  - 69%
  - loss by veto cut: 8.8%
- $\mu\mu \rightarrow \pi\pi$  background
  - 0.15% ( $< 1 \text{ GeV}/c^2$ )
  - ← **factor 5 reduction** due to the veto cut
  - same level as BaBar
- required statistic
  - 5.3k evts /  $5 \text{ fb}^{-1}$
  - $> 100 \text{ fb}^{-1}$
  - possible in early stage of Belle II run
  - (BaBar :  $232 \text{ fb}^{-1}$  PRD86 032013)



# radiator function

- probability to emit ISR  $\gamma$  to produce a particle system ( $X$ ) with mass of  $m$

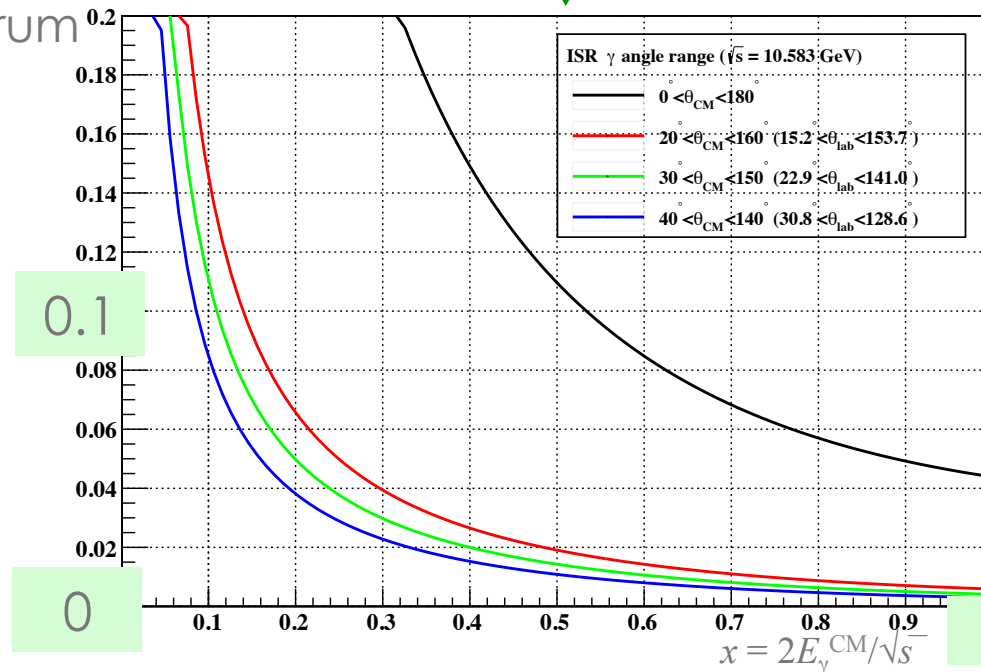
$$\frac{d\sigma_{\text{vis}}(s, m)}{dm} = \frac{2m}{s} \varepsilon(s, m) W(s, x) \sigma_0(m)$$

observed spectrum

cross section for  $e^+e^- \rightarrow X$  at  $m$

$$W(s, x)$$

$$W_0(0, x) = \frac{\alpha}{\pi x} \left( \ln \frac{s}{m_e^2} - 1 \right) (2 - 2x + x^2)$$



$$m = 2E_0 \sqrt{1 - x}$$

$$E_0 = \sqrt{s}/2$$

$$x = 2E_\gamma^{\text{CM}}/\sqrt{s}$$

ISR  $\gamma$  to forward and backward directions is dominant  
 $\rightarrow$  only  $\sim 10\%$  of ISR  $\gamma$  can be detected

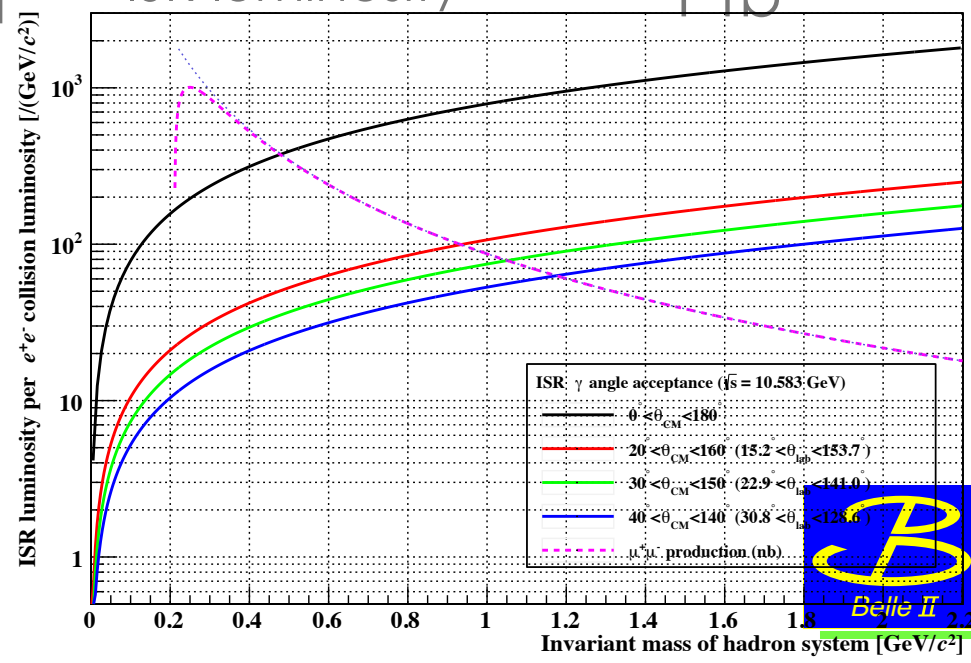
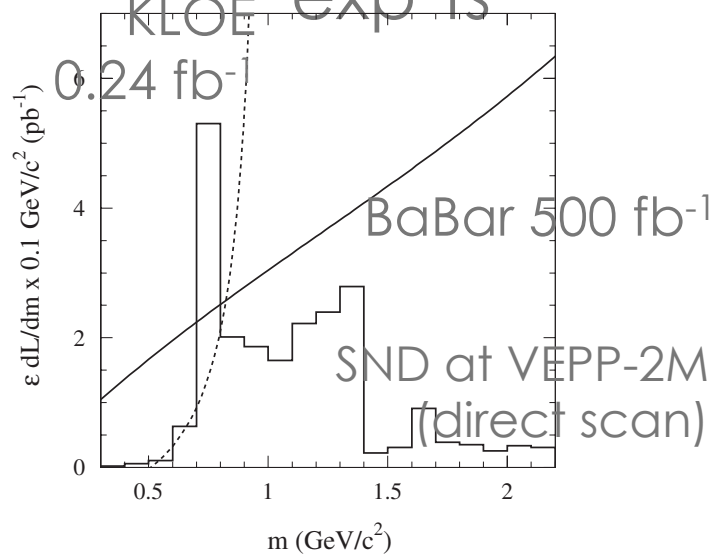
# ISR luminosity

□  $2m/s$  : to change  $x$  to  $m$   $m = 2E_0\sqrt{1-x}$

$$\frac{d\sigma_{\text{vis}}(s, m)}{dm} = \frac{2m}{s} \epsilon(s, m) W(s, x) \sigma_0(m)$$

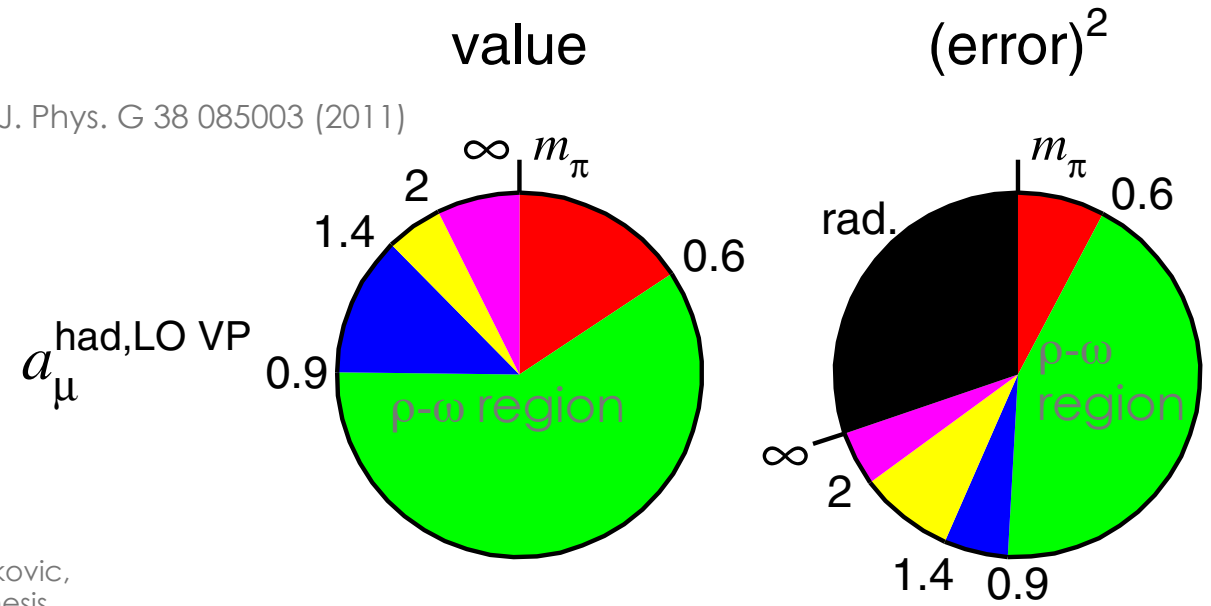
ISR luminosity
1 fb<sup>-1</sup>

□ can be compared with direct scan exp'ts

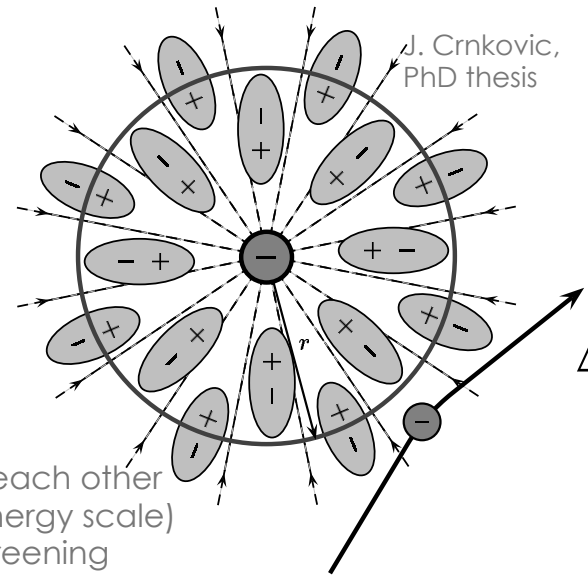


# contribution of HVP

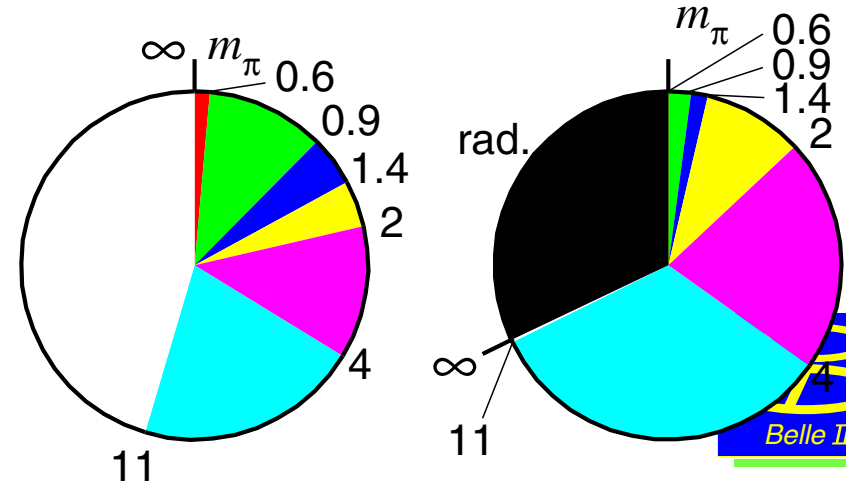
J. Phys. G 38 085003 (2011)



“charge screening”

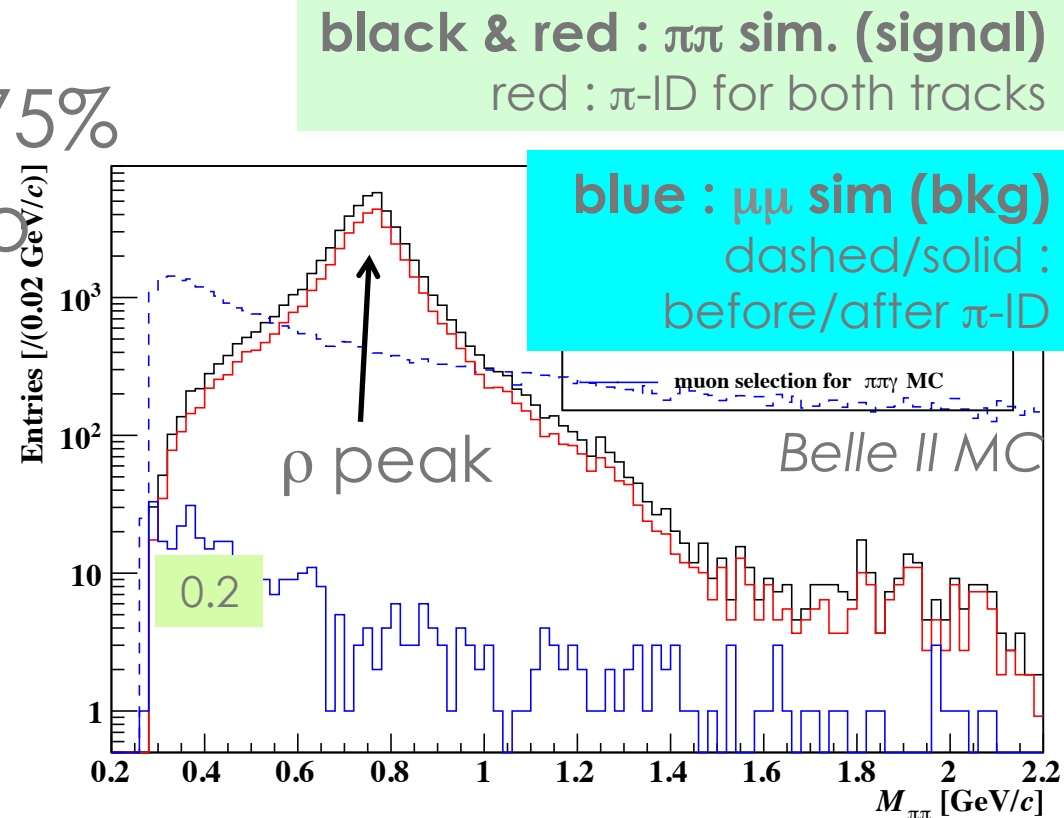
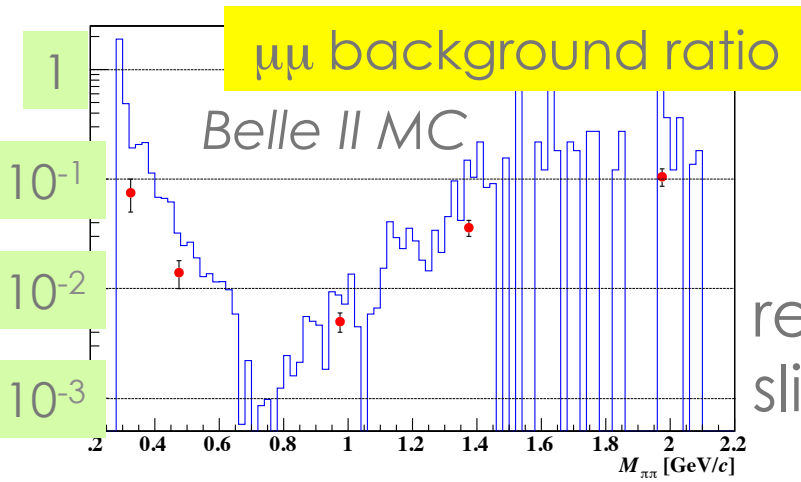


$\Delta\alpha_{\text{had}}^{(5)}(M_Z^2)$



# without veto cuts ( $\pi\pi$ )

- $\pi\pi$  efficiency  $\sim 75\%$
- $\mu\mu \rightarrow \pi\pi$  bkg. ratio  $\sim 0.85\%$
- comparison with BaBar ana. (PRD86 032013)



red points : BaBar analysis  
slightly worse in this analysis

# cut optimization

	$\mu\mu$ efficiency	$\pi\pi \rightarrow \mu\mu$ BG	$\pi\pi$ efficiency	$\mu\mu \rightarrow \pi\pi$ BG
no veto cut	85.2%	0.39%	75.3%	0.83%
loose cut	80.9%	0.39%	68.7%	0.15%
tight cut	58.2%	0.40%	46.2%	0.10%

$M < 1 \text{ GeV}/c^2$

- tight cut (require both tracks to be outside the veto regions) loses efficiency, while background reduction is not so large

# current situation of $e g-2$

PRL100, 120801

□ measurement :  $a_e^{exp} = 1\,159\,652\,180.73(28) \times 10^{-12} \pm 0.24 \text{ ppb}$   
 (Harvard U)      8<sup>th</sup> and 10<sup>th</sup> order      hadronic contribution  
                                  of QED calculation

□ theory

$$a_e(\text{theory}) = 1\,159\,652\,181.78(6)(4)(2)(77) \times 10^{-12} \quad [0.67 \text{ ppb}]$$

□ QED mass-dependent term :      PRL109, 111807  
 $2.7478(2) \times 10^{-12}$

□ had       $a_e(\text{had.v.p.}) = 1.866(10)_{\text{exp}}(5)_{\text{rad}} \times 10^{-12}$ ,      1.5 ppb

$$a_e(\text{NLOhad.v.p.}) = -0.2234(12)_{\text{exp}}(7)_{\text{rad}} \times 10^{-12},$$

$$a_e(\text{had.l-l}) = 0.035(10) \times 10^{-12},$$

□ weak

$$a_e(\text{weak}) = 0.0297(5) \times 10^{-12}$$



# current situation of $\mu g-2$

$$a_{\mu}^{exp} = 116592089(63) \times 10^{-11} \pm 0.54 \text{ ppm}$$

□ measurement :  
(BNL E821)

□ theory  
□ QED

8<sup>th</sup> and 10<sup>th</sup> order  
of QED calculation  
lepton mass

order	with $\alpha^{-1}(\text{Rb})$	with $\alpha^{-1}(a_e)$
2	116 140 973.318 (77)	116 140 973.213 (30)
4	413 217.6291 (90)	413 217.6284 (89)
6	30 141.902 48 (41)	30 141.902 39 (40)
8	381.008 (19)	381.008 (19)
10	5.0938 (70)	5.0938 (70)
$a_{\mu}(\text{QED}) \times 10^{11}$	116 584 718.951 (80)	116 584 718.846 (37)

PRL109, 111808

$$a_{\mu}^{\text{QED}} = 116 584 718.951 (0.009)(0.019)(0.007)(.077) \times 10^{-11}$$

□ hadron

$$a_{\mu}^{\text{had;LO}} = (6 923 \pm 42) \times 10^{-11}$$

$$a_{\mu}^{\text{had;NLO}} = (-98.4 \pm 0.6_{\text{exp}} \pm 0.4_{\text{rad}}) \times 10^{-11}$$

$$a_{\mu}^{\text{HLbL}} = (105 \pm 26) \times 10^{-11}$$

□ weak

$$a_{\mu}^{\text{EW}} = (153.6 \pm 1.0) \times 10^{-11}$$