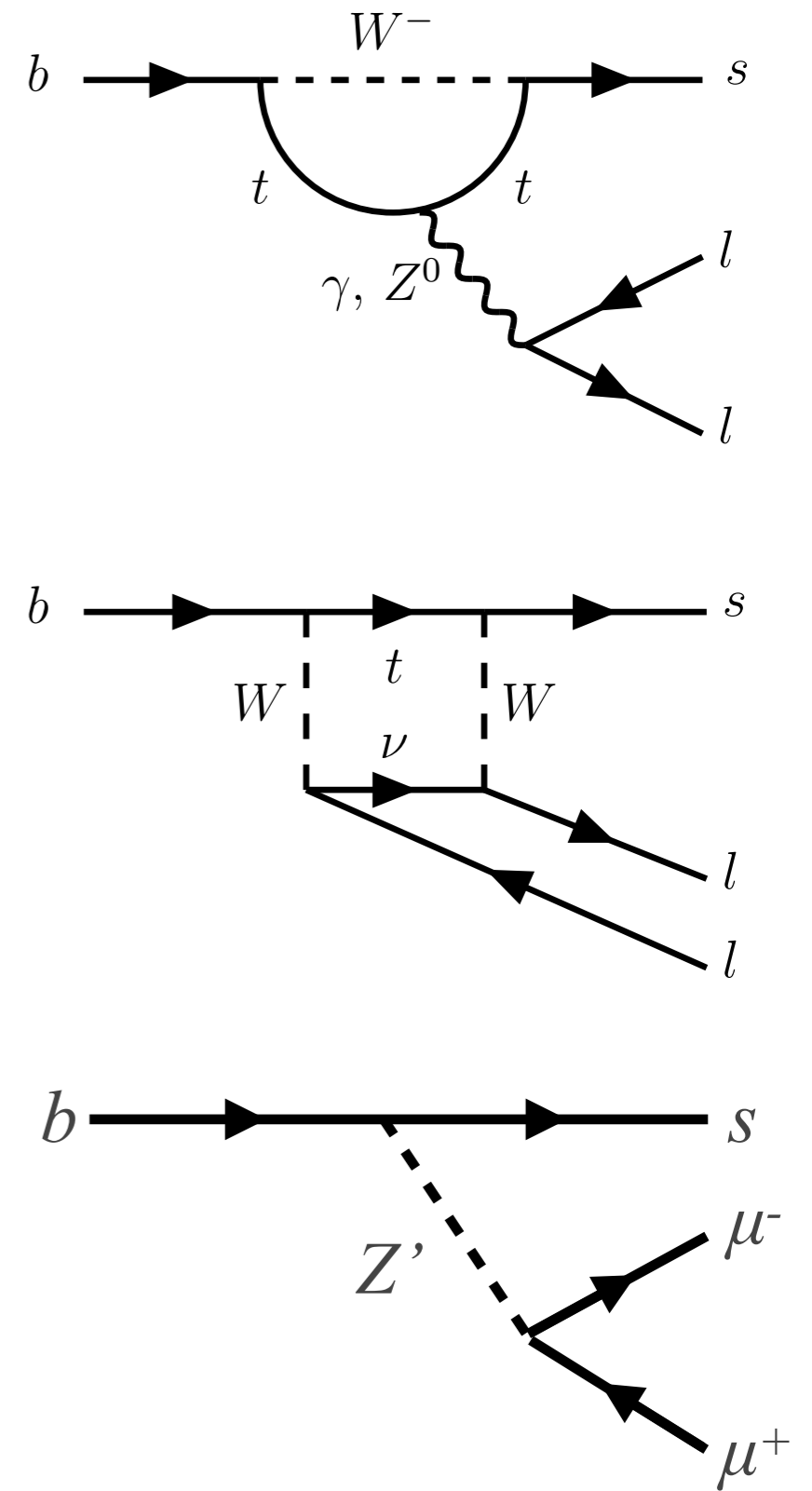


Anomalies from R_K and R_{K^*} at Belle/Belle II

Kota Nakagiri
KEK

$b \rightarrow s \ell^+ \ell^-$

- Flavor Changing Neutral Current process
 - Penguin/Box diagrams are dominant
 - suppressed in the SM ($\text{Br} \sim \text{O}(10^{-6})$)
 - ➔ sensitive to NP
 - loop or tree level NP contributions
 - SUSY, Leptoquark, flavorful Z' , etc..
 - various observables :
 - Branching fraction
 - Angular distribution (P'_5 , A_{FB} , etc..)
 - Lepton Flavor Universality test ($R_{K^{(*)}}$)
- ✧ represented as a function of q^2 ($=m^2(\ell^+ \ell^-)$)



$b \rightarrow s \ell^+ \ell^-$: Wilson Coefficients

- effective Hamiltonian :

$$\mathcal{H}_{\text{eff}} = -\frac{4G_F}{\sqrt{2}} V_{tb} V_{ts}^* \sum_i C_i \mathcal{O}_i$$

- in the SM, $b \rightarrow s \ell^+ \ell^-$ is dominated by $\mathcal{O}_7, \mathcal{O}_9, \mathcal{O}_{10}$ operators

$$\mathcal{O}_7 = \frac{e}{16\pi^2} m_b (\bar{s} \sigma_{\mu\nu} P_R b) F^{\mu\nu},$$

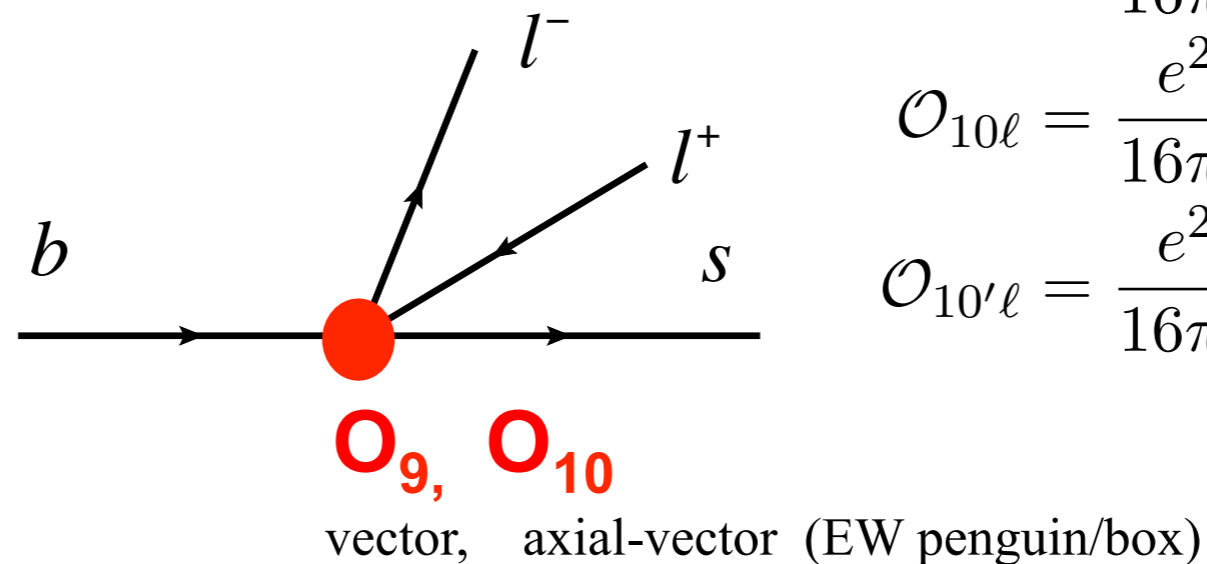
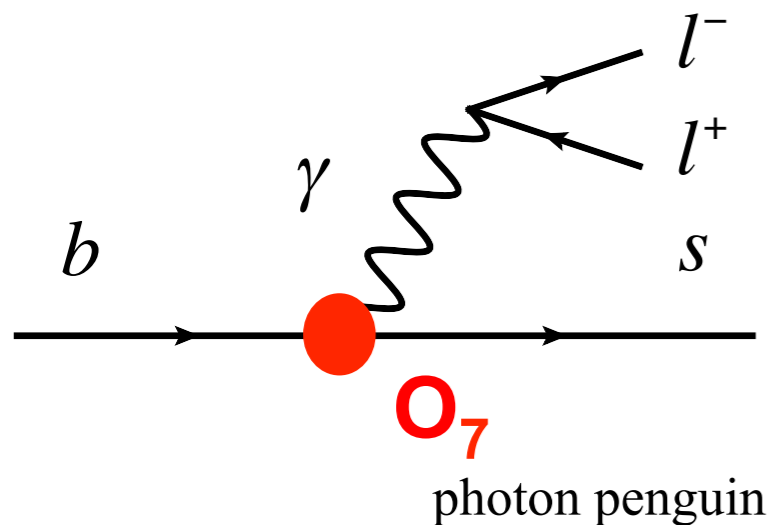
$$\mathcal{O}_{7'} = \frac{e}{16\pi^2} m_b (\bar{s} \sigma_{\mu\nu} P_L b) F^{\mu\nu},$$

$$\mathcal{O}_{9\ell} = \frac{e^2}{16\pi^2} (\bar{s} \gamma_\mu P_L b) (\bar{\ell} \gamma^\mu \ell),$$

$$\mathcal{O}_{9'\ell} = \frac{e^2}{16\pi^2} (\bar{s} \gamma_\mu P_R b) (\bar{\ell} \gamma^\mu \ell),$$

$$\mathcal{O}_{10\ell} = \frac{e^2}{16\pi^2} (\bar{s} \gamma_\mu P_L b) (\bar{\ell} \gamma^\mu \gamma_5 \ell),$$

$$\mathcal{O}_{10'\ell} = \frac{e^2}{16\pi^2} (\bar{s} \gamma_\mu P_R b) (\bar{\ell} \gamma^\mu \gamma_5 \ell),$$



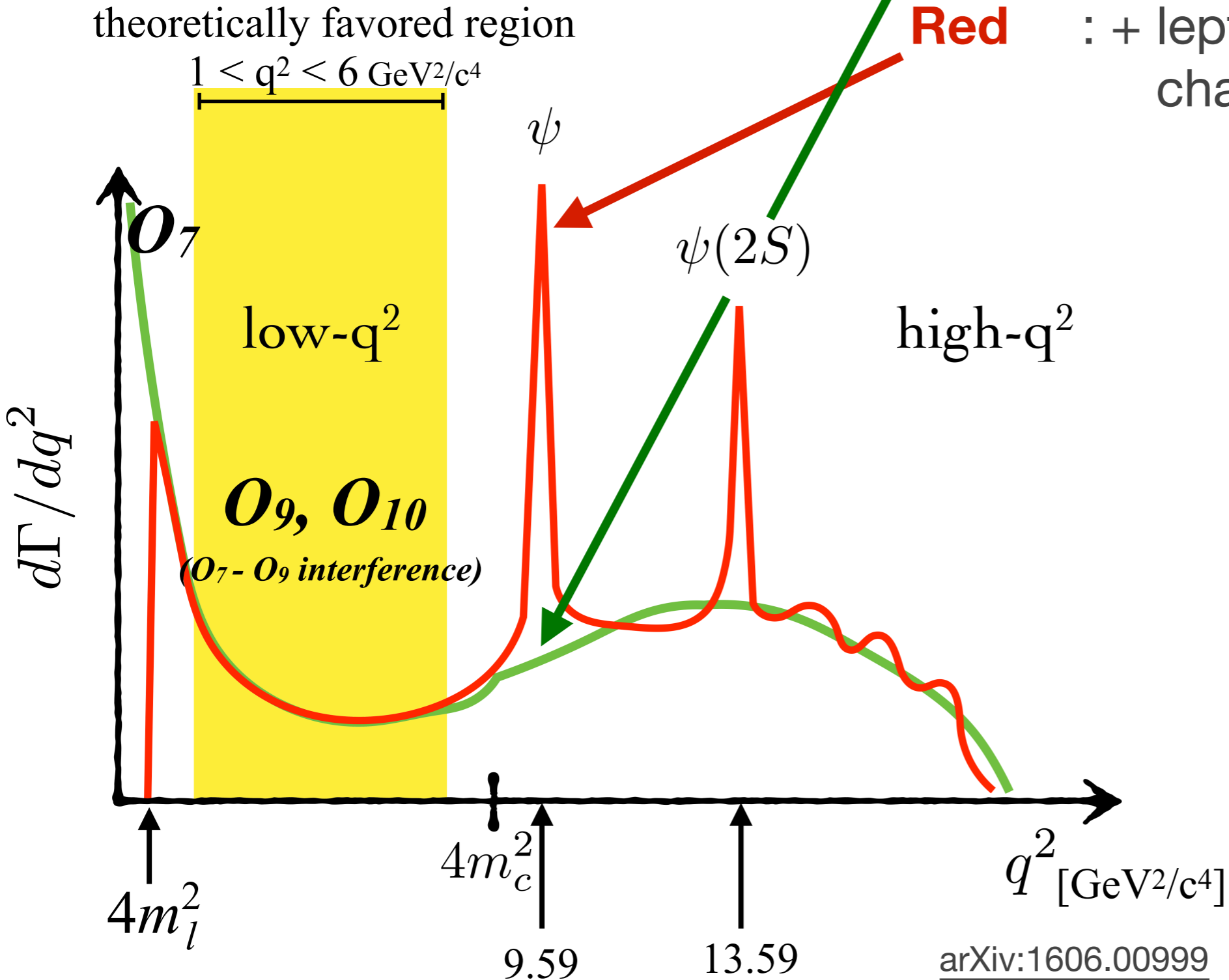
$$C_7^{\text{SM}} \sim -0.3, \quad C_9^{\text{SM}} \sim 4.1, \quad C_{10}^{\text{SM}} \sim -4.2, \quad C_{7',9',10'}^{\text{SM}} = 0$$

deviation from $\mathbf{C}^{\text{SM}} = \mathbf{NP}$ contribution

$b \rightarrow s \ell^+ \ell^-$: Wilson Coefficients

* $B \rightarrow K^* \ell \ell$ case

Green : only $O_{7,9,10}$ contributions
Red : + lepton mass effects and charm resonances



$R_{K^{(*)}}$

$$R_K = \frac{\mathcal{B}(B \rightarrow K \mu^+ \mu^-)}{\mathcal{B}(B \rightarrow K e^+ e^-)}, \quad R_{K^*} = \frac{\mathcal{B}(B \rightarrow K^* \mu^+ \mu^-)}{\mathcal{B}(B \rightarrow K^* e^+ e^-)}$$

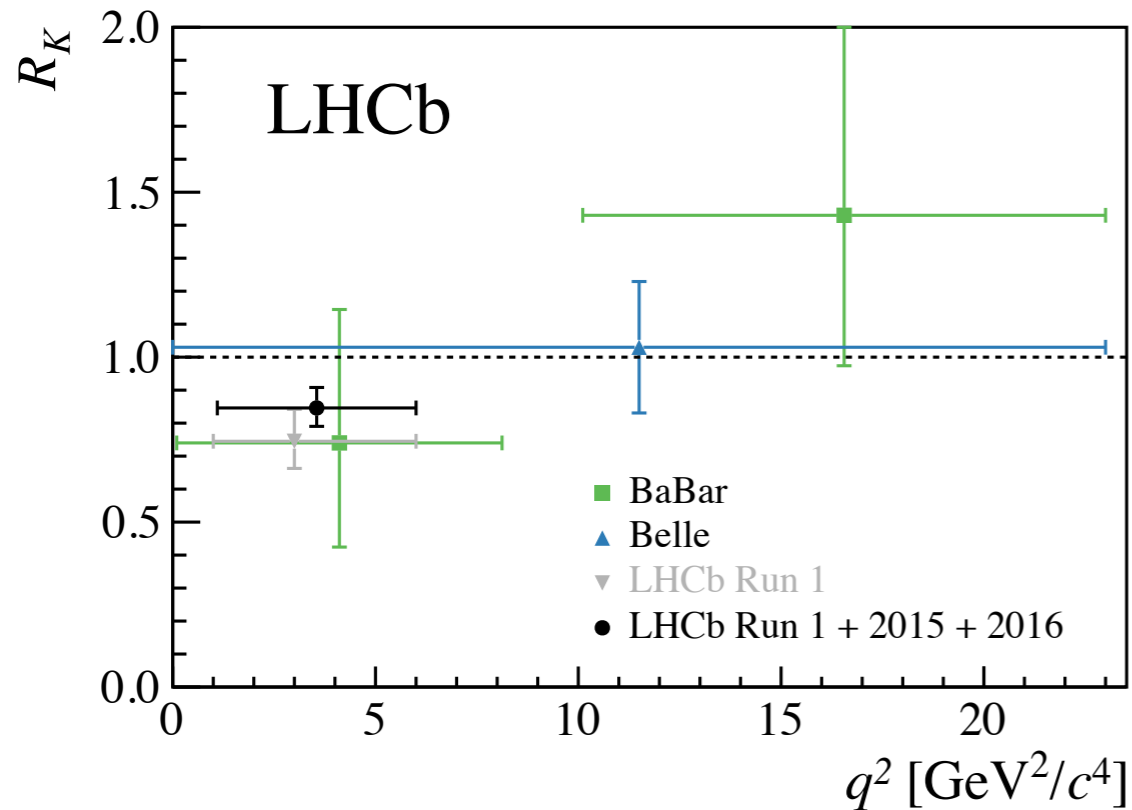
- Lepton Flavor Universality test with $b \rightarrow s \ell^+ \ell^-$
 - take a ratio of branching fractions
 - cancel out many of theoretical/experimental uncertainties
 - very clean observable
- if LFU holds (SM), $R_{K^{(*)}} \sim 1$
 - small deviation from unity in low q^2 region due to m_e/m_μ difference
 - other deviation from unity implies NP

R_K and R_{K^*} anomalies

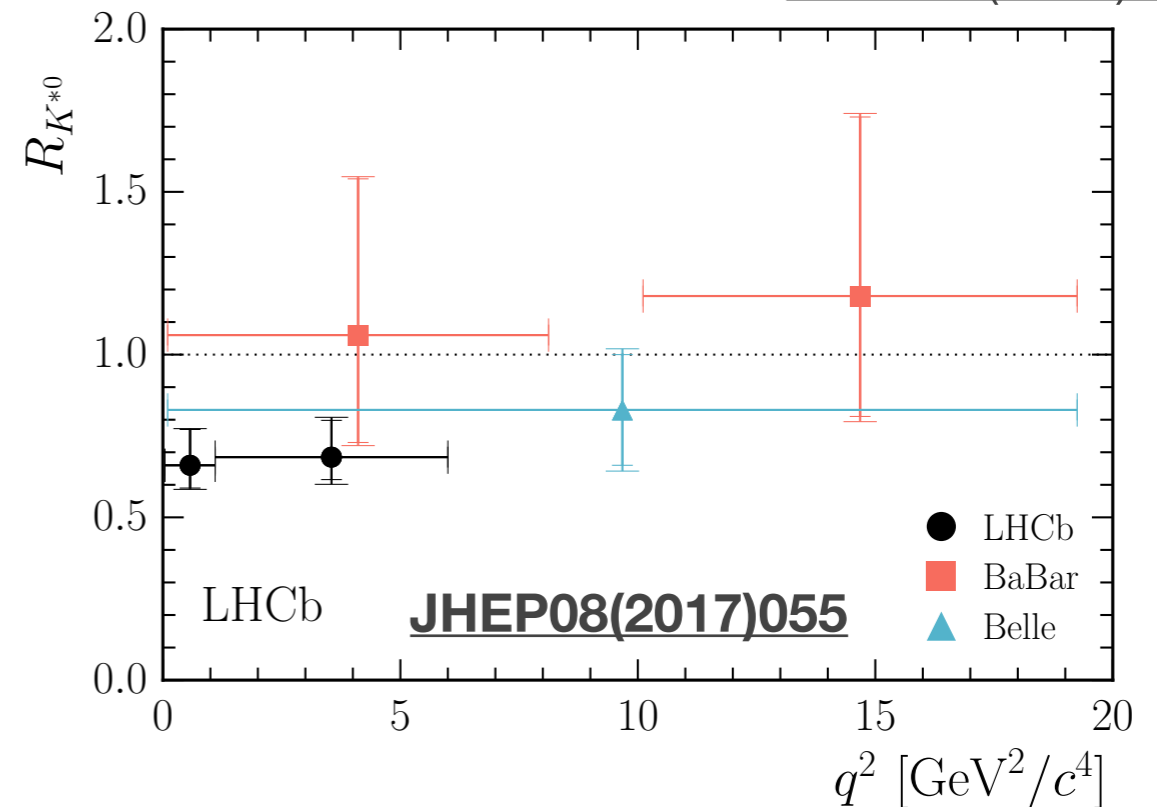
recent LHCb results (R_K in 2014 and 2019, R_{K^*} in 2017) show deviations from SM

Belle : [PRL 103 \(2009\) 171801](#)

BaBar : [PRD 86 \(2012\) 032012](#)



2.5 σ deviation from SM



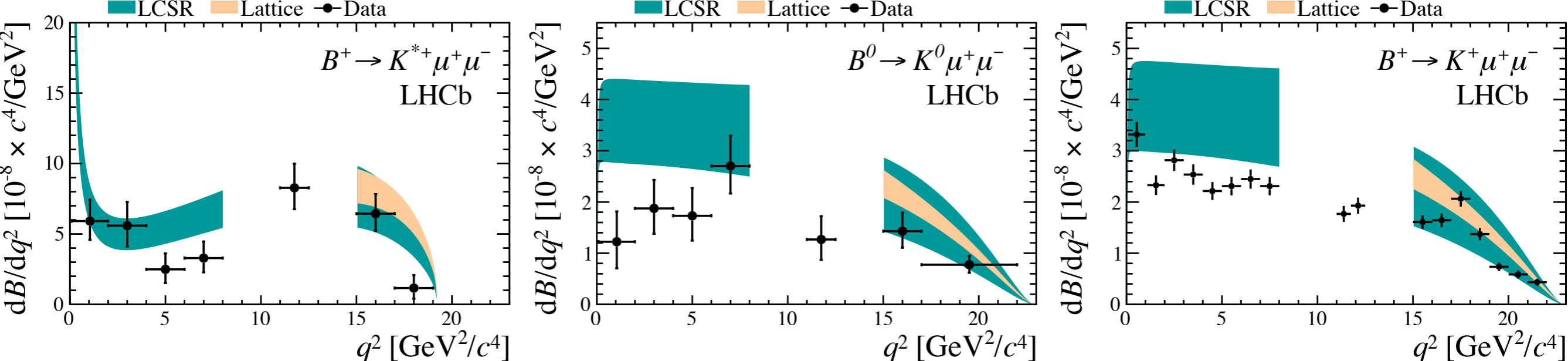
2.1-2.5 σ deviation from SM

Belle & BaBar results are consistent with both SM and LHCb results
 need more precise measurements \Rightarrow

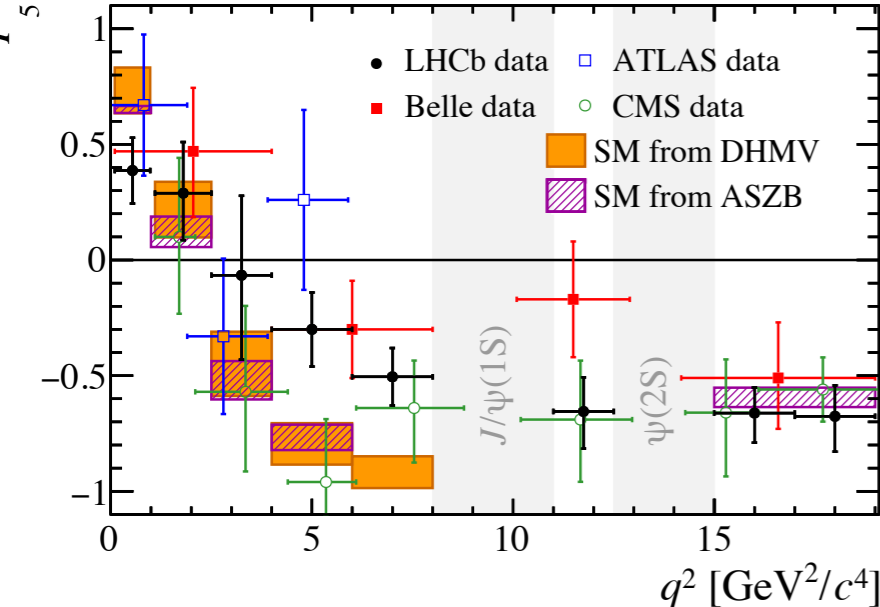
- latest results from Belle(R_K , R_{K^*})
- prospect in Belle II

other $b \rightarrow s \ell^+ \ell^-$ anomalies

LHCb : [JHEP06\(2014\)133](#)

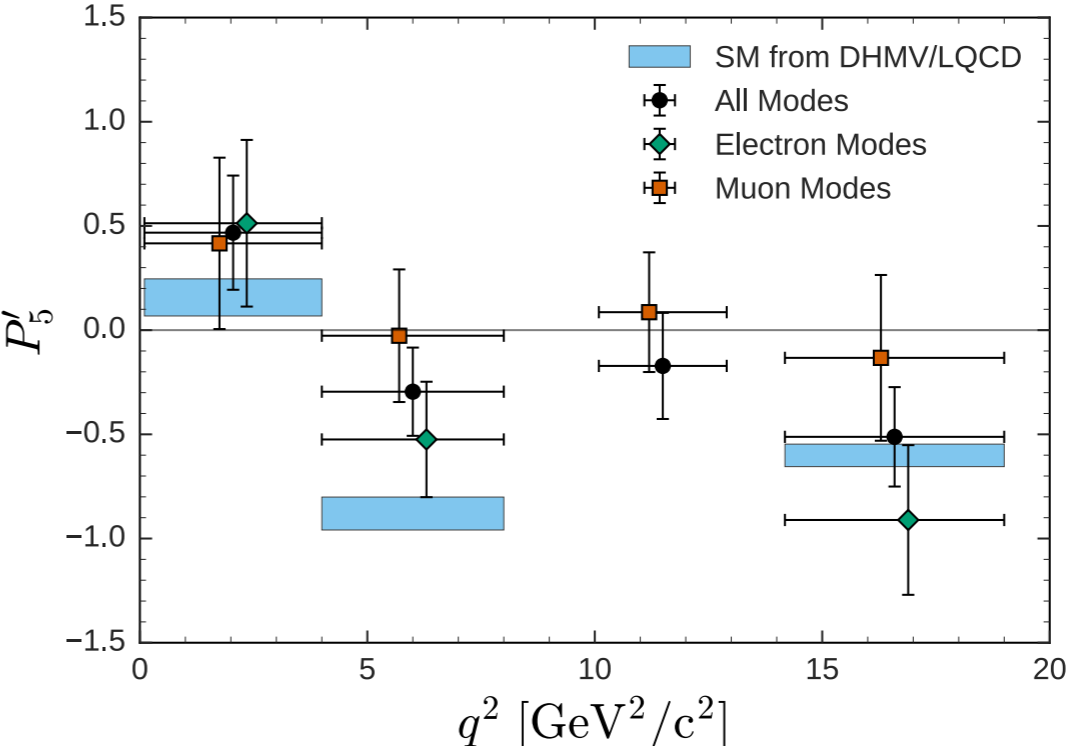


plot from [arXiv:1606.00999](#)



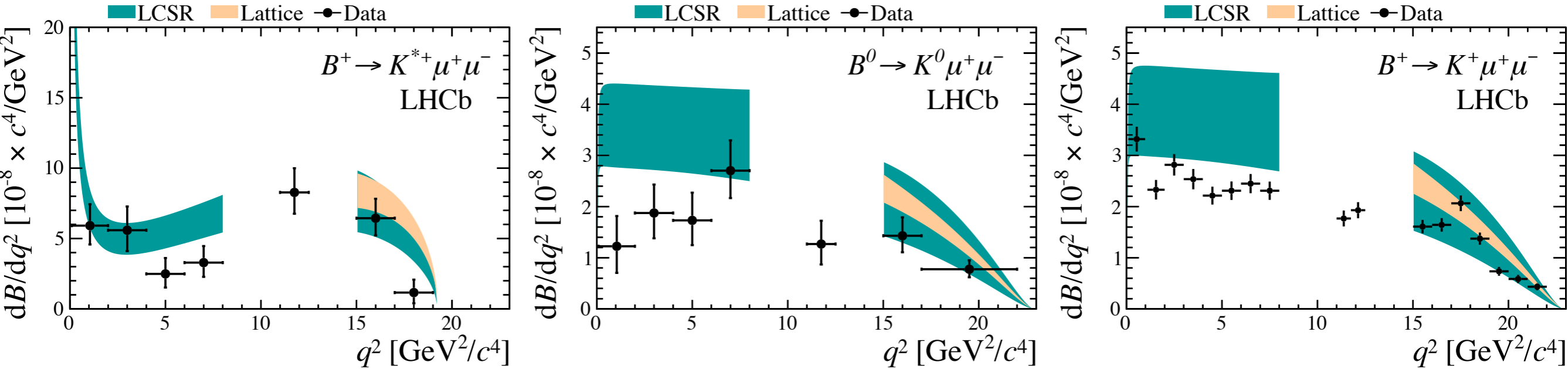
Belle : [PRL 118 \(2017\) 111801](#) (av. of μ, e)
 LHCb : [JHEP02\(2016\)104](#) (μ)
 ATLAS : [JHEP10\(2018\)047](#) (μ)
 CMS : [Phys. Lett. B 781 \(2018\) 517](#) (μ)

Belle : [PRL 118 \(2017\) 111801](#)

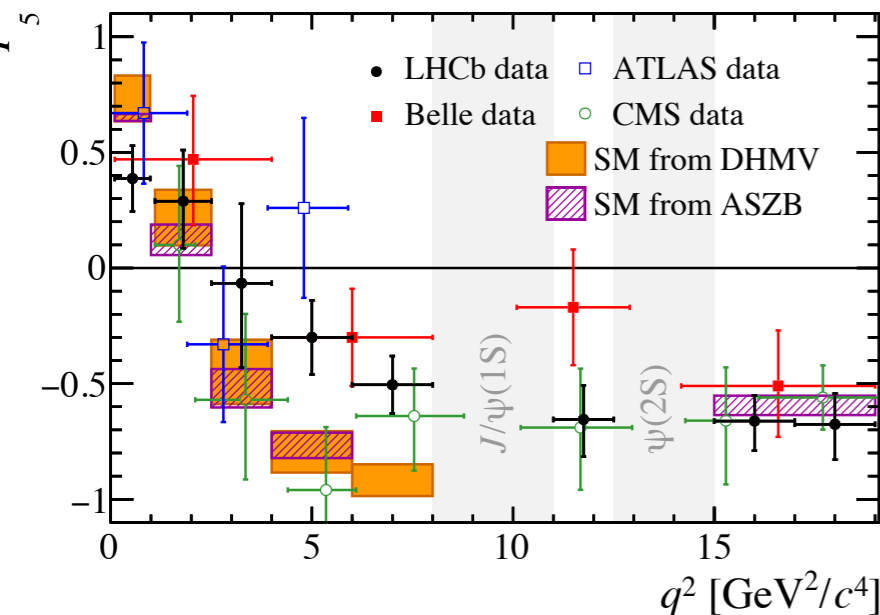


other $b \rightarrow s \ell^+ \ell^-$ anomalies

LHCb : [JHEP06\(2014\)133](#)

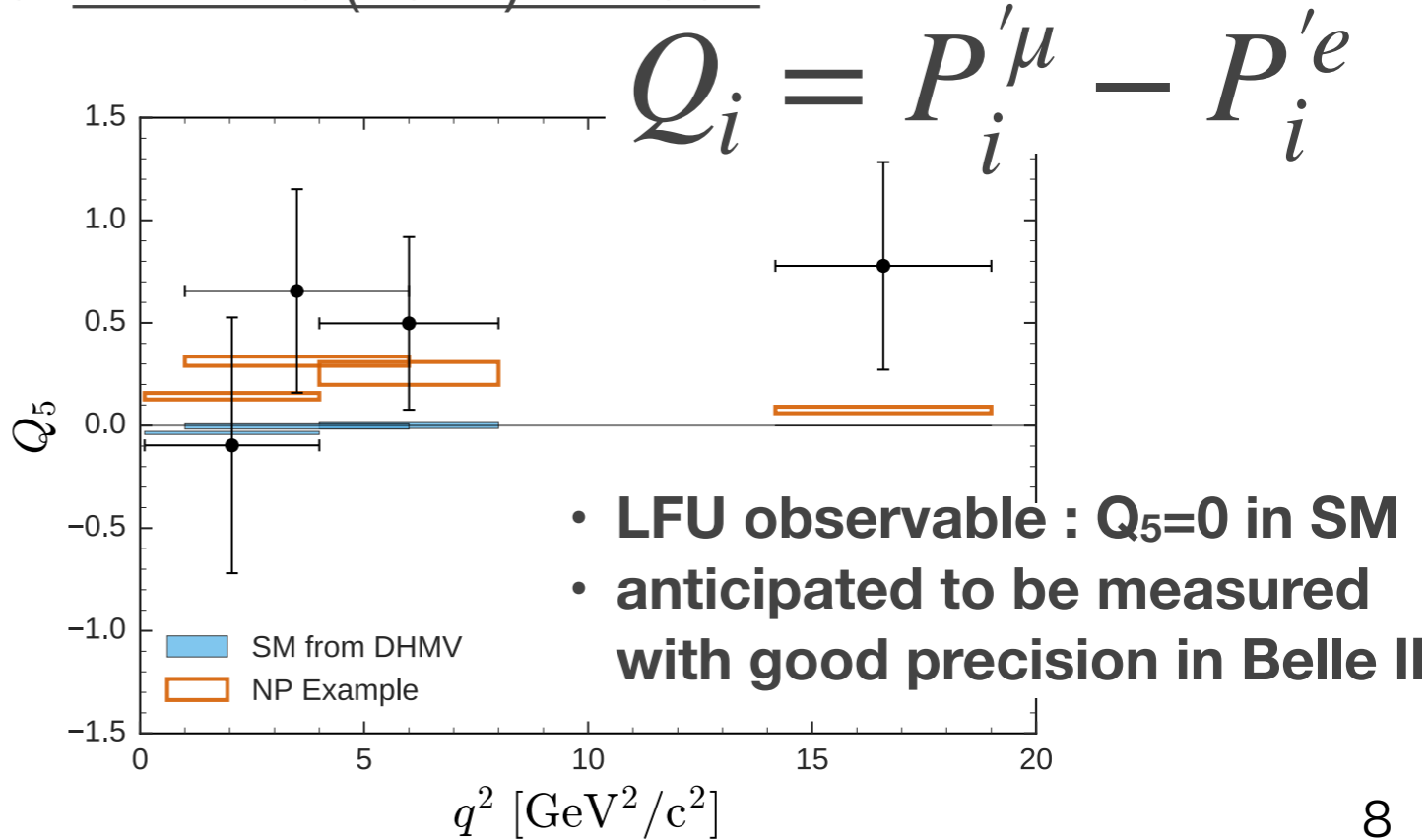


plot from [arXiv:1606.00999](#)



Belle : [PRL 118 \(2017\) 111801](#) (av. of μ, e)
 LHCb : [JHEP02\(2016\)104](#) (μ)
 ATLAS : [JHEP10\(2018\)047](#) (μ)
 CMS : [Phys. Lett. B 781 \(2018\) 517](#) (μ)

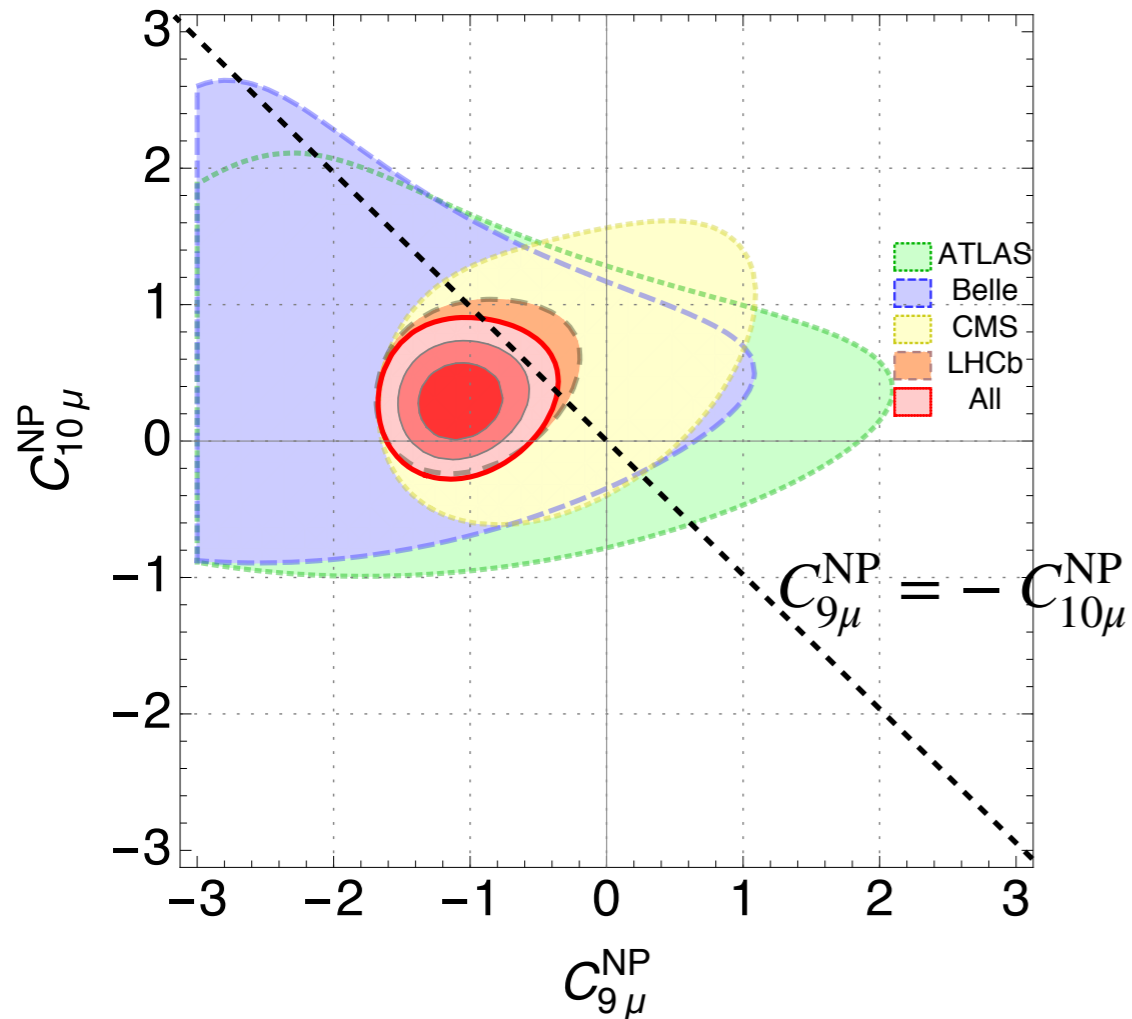
Belle : [PRL 118 \(2017\) 111801](#)



Global Fit

model-independent fit to Wilson coefficients using
 $R_{K^{(*)}}$, $b \rightarrow s \ell \ell$ differential branching fractions, angular observables,
 $b \rightarrow s \gamma$, $\text{Br}(B \rightarrow X_s \mu \mu)$, $\text{Br}(B_s \rightarrow \mu \mu)$

JHEP01(2018)093



best fit : $C_{9\mu}^{\text{NP}} \sim -1$

- $\sim 25\%$ level of SM ($C_{9\mu}^{\text{SM}} \sim 4.1$)
- favor $C_{9\mu}^{\text{NP}} = -C_{10\mu}^{\text{NP}}$ (V-A) scenario

LHCb exclusive decay results are dominant in the fit

➔ independent measurements from Belle / Belle II are important
 e.g. $R_{K^{(*)}}$, Q5, inclusive decay analyses

$$C_{il} = C_{il}^{\text{SM}} + C_{il}^{\text{NP}}, \quad i = 7, 9, 10, \quad l = e, \mu$$

Belle / Belle II

$$e^+e^- \rightarrow Y(4S) \rightarrow B\bar{B}$$

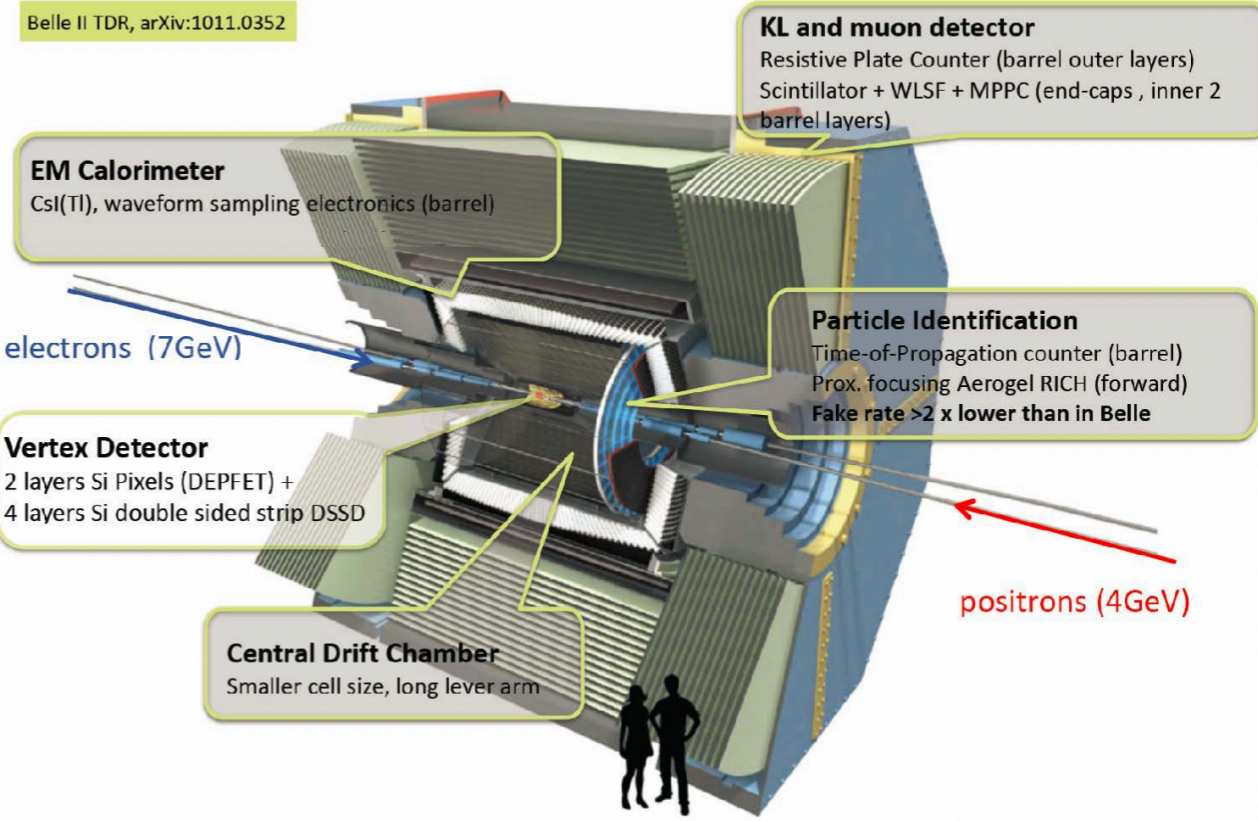
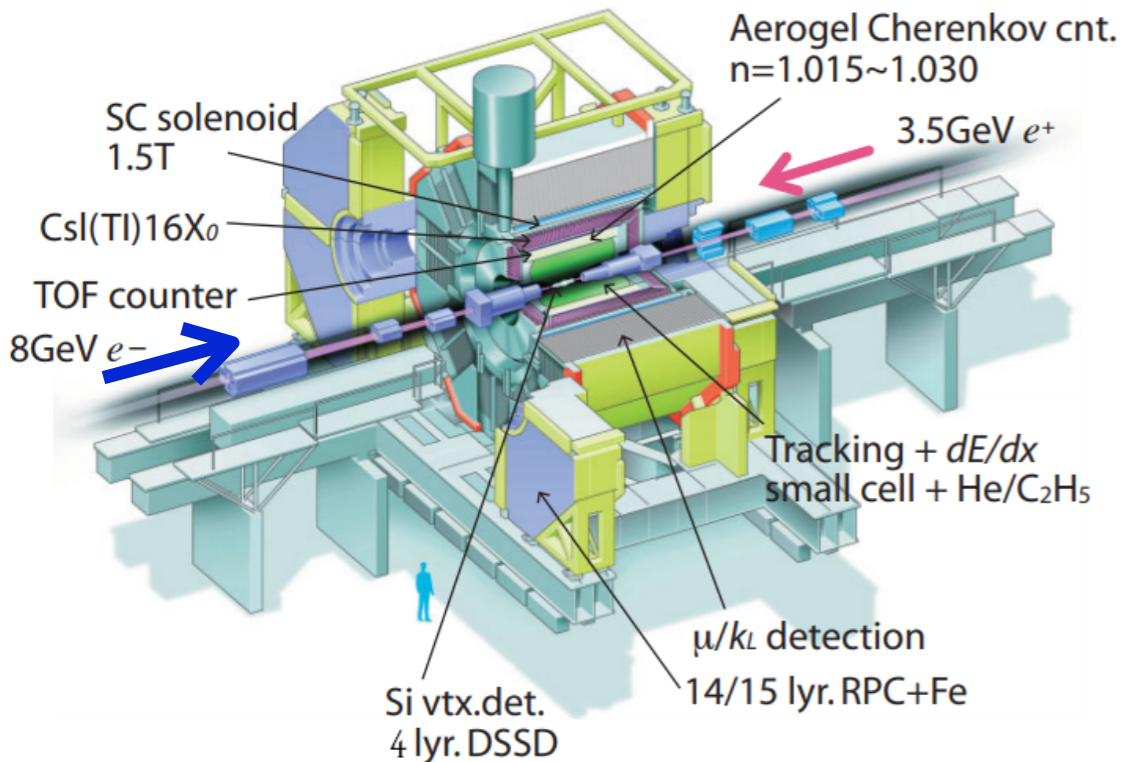
→ ←

KEKB → SuperKEKB accelerator

Lumi. : $2.11 \times 10^{34} \text{ cm}^{-2}\text{s}^{-1}$
 Stat. : 1 ab^{-1}



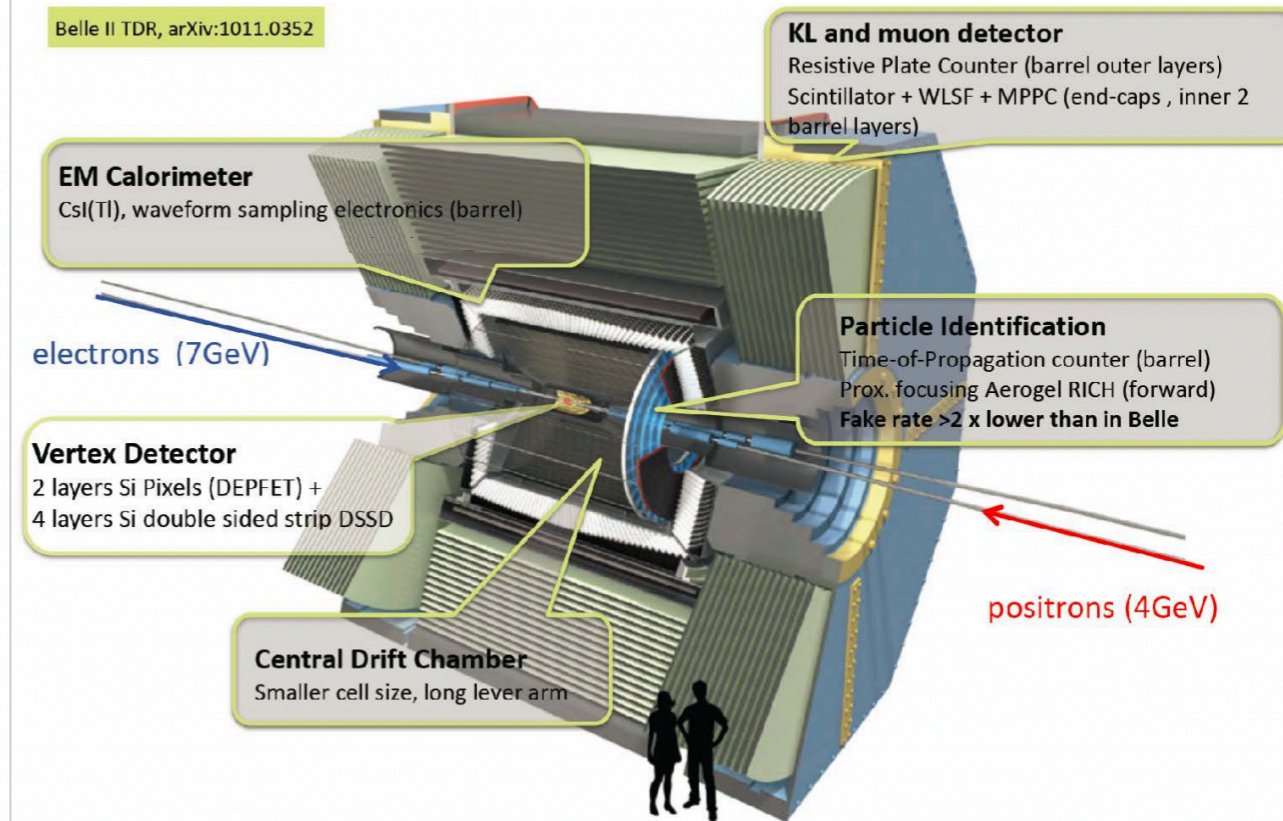
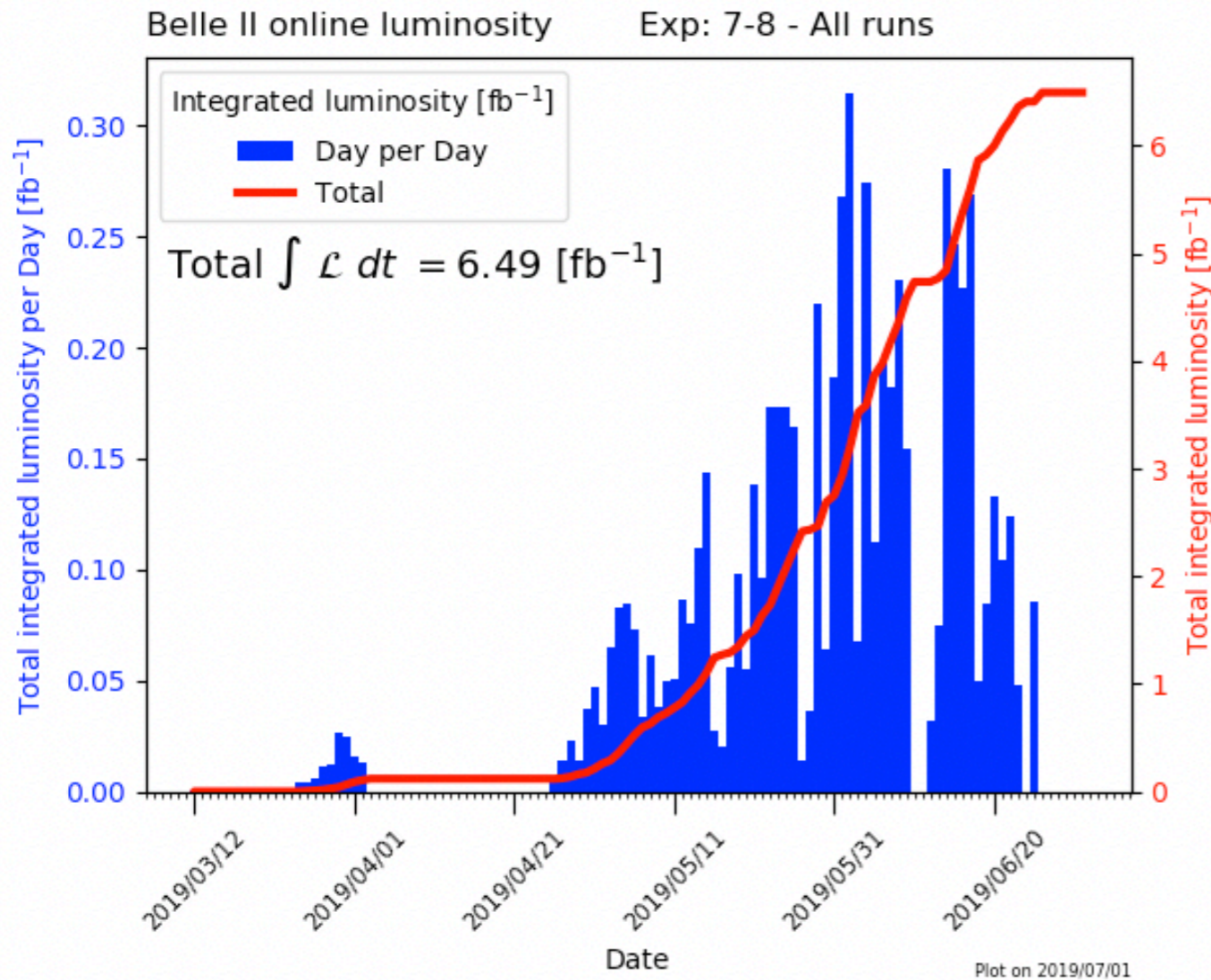
$8 \times 10^{35} \text{ cm}^{-2}\text{s}^{-1}$
 50 ab^{-1}



Detector upgrades

- better and larger vertex detectors (PXD+SVD)
- improved PID with TOP and ARICH

Belle / Belle II



Belle II started data taking

- achieved luminosity of $1.2 \times 10^{34} \text{ cm}^{-2}\text{s}^{-1}$
- accumulated 6.5 fb^{-1} data by this summer

High Energy Physics - Experiment

Test of lepton flavor universality in $B \rightarrow K^* \ell^+ \ell^-$ decays at Belle

Belle Collaboration: A. Abdesselam, I. Adachi, K. Adamczyk, J. K. Ahn, H. Aihara, S. Al Said, K. Arinstein, Y. Arita, D. M. Asner, H. Atmacan, V. Aulchenko, T. Aushev, R. Ayad, T. Aziz, V. Babu, I. Badhrees, S. Bahinipati, A. M. Bakich, Y. Ban, V. Bansal, E. Barberio, M. Barrett, W. Bartel, P. Behera, C. Beleño, K. Belous, M. Berger, F. Bernlochner, D. Besson, V. Bhardwaj, B. Bhuyan, T. Bilka, J. Biswal, T. Bloomfield, A. Bobrov, A. Bondar, G. Bonvicini, A. Bozek, M. Bračko, N. Braun, F. Breibeck, T. E. Browder, M. Campajola, L. Cao, G. Caria, D. Červenkov, M.-C. Chang, P. Chang, Y. Chao, R. Cheaib, V. Chekelian, A. Chen, K.-F. Chen, B. G. Cheon, K. Chilikin, R. Chistov, H. E. Cho, K. Cho, V. Chobanova, S.-K. Choi, Y. Choi, S. Choudhury, D. Cinabro, J. Crnkovic, S. Cunliffe, T. Czank, M. Danilov, N. Dash, S. Di Carlo, J. Dingfelder, Z. Doležal, T. V. Dong, D. Dossett, Z. Drásal, A. Drutskoy, S. Dubey, D. Dutta, S. Eidelman, D. Epifanov, J. E. Fast, M. Feindt, T. Ferber, A. Frey, O. Frost, B. G. Fulsom, R. Garg, V. Gaur, N. Gabyshev, A. Garmash, M. Gelb, J. Gemmler, D. Getzkow, F. Giordano, A. Giri, P. Goldenzweig, B. Golob, D. Greenwald, M. Grosse Perdekamp, J. Grygier et al. (361 additional authors not shown)

(Submitted on 4 Apr 2019 (v1), last revised 5 Apr 2019 (this version, v2))

We present a measurement of R_{K^*} , the ratio of the branching fractions $B(B \rightarrow K^* \mu^+ \mu^-)$ and $B(B \rightarrow K^* e^+ e^-)$, for both charged and neutral B mesons. The ratio for charged B mesons, $R_{K^{*+}}$, is the first measurement ever performed. The analysis is based on a data sample of 711 fb^{-1} , containing 772×10^6 $B\bar{B}$ events, recorded at the $\Upsilon(4S)$ resonance with the Belle detector at the KEKB asymmetric-energy e^+e^- collider.

Subjects: High Energy Physics - Experiment (hep-ex)
 Report number: BELLE-CONF-1901
 Cite as: arXiv:1904.02440 [hep-ex]
 (or arXiv:1904.02440v2 [hep-ex] for this version)

Submission history

From: Florian Wehle [view email]
 [v1] Thu, 4 Apr 2019 11:17:00 UTC (170 KB)
 [v2] Fri, 5 Apr 2019 16:50:00 UTC (170 KB)

Which authors of this paper are endorsers? | Disable MathJax (What is MathJax?)

arXiv:1904.02440

Download:

- PDF
- Other formats (license)

Current browse context:

hep-ex
 < prev | next >
 new | recent | 1904

References & Citations

- INSPIRE HEP (refers to | cited by)
- NASA ADS

Google Scholar

Bookmark

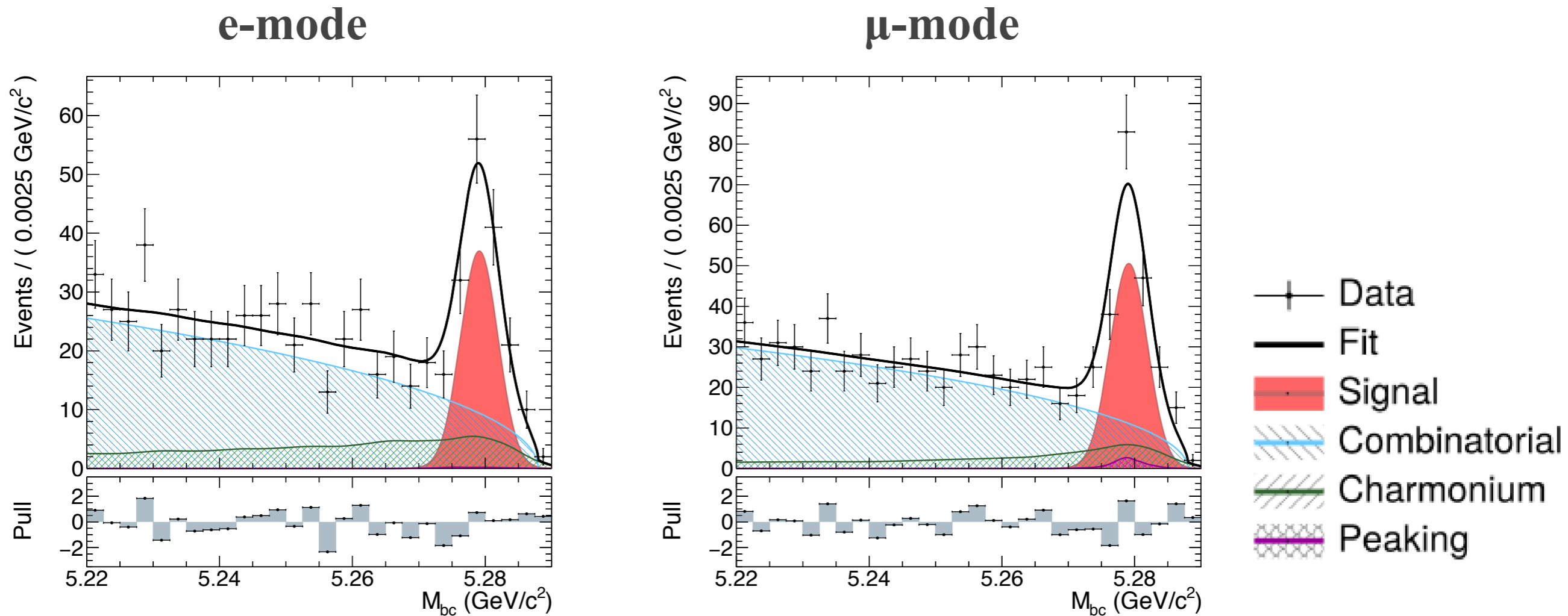


Recent R_{K^*} Result at Belle

R_{K^*} measurement at Belle

- with full data set of 711 fb^{-1} * first measurement for R_{K^*}
- mode : $B^0 \rightarrow K^{*0} \ell^+ \ell^-$, $B^+ \rightarrow K^{*+} \ell^+ \ell^- + \text{C.C.}$ ($\ell^+ \ell^- = e^+ e^-, \mu^+ \mu^-$)
 - $K^{*0} : K^{*0} \rightarrow K^+ \pi^-$
 - $K^{*+} : K^{*+} \rightarrow K^+ \pi^0, K^{*+} \rightarrow K_S \pi^+$
- main background sources:
 - **Combinatorial BG** :
 - require $M_{bc} = \text{sqrt}(E_{\text{beam}}^2 - p_B^2) \sim m_B$, $\Delta E = E_B - E_{\text{beam}} \sim 0$
 - **Charmonium BG** : $B \rightarrow J/\psi K^*$, $B \rightarrow \psi(2S) K^*$
 - veto $m(\ell \ell) \sim m_{J/\psi}, m_{\psi(2S)}$
 - **Peaking BG** : $K \pi \pi \pi \rightarrow K \pi \mu \mu$ mis-PID
 - hierarchal neural net for PID and reconstruction
 - **Continuum BG** : $e^+ e^- \rightarrow qq$ contribution
 - Event shape, MVA
- Fit M_{bc} distribution with Signal + Combinatorial / Charmonium / Peaking BG components in each q^2 region

Fit to M_{bc}

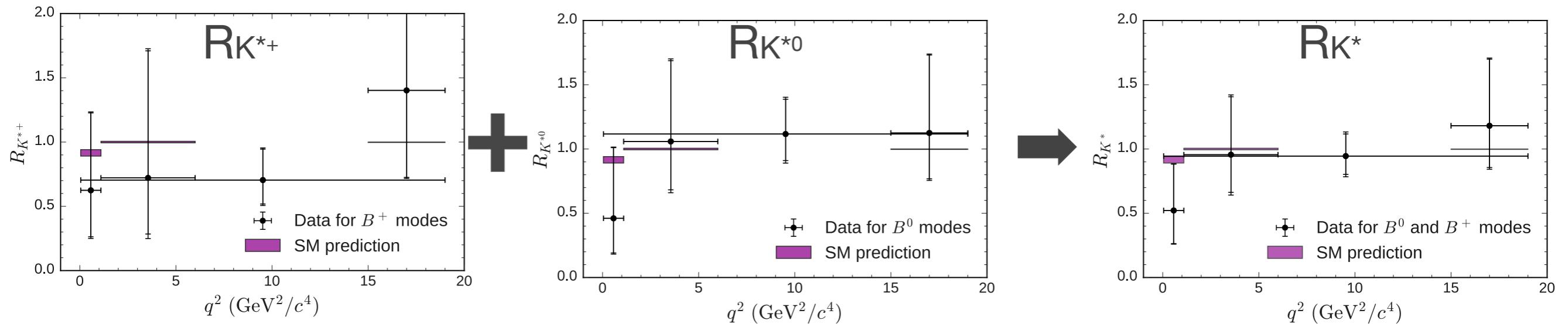


fit example : $q^2 > 0.045$ (GeV/c²)² (full q^2 region)

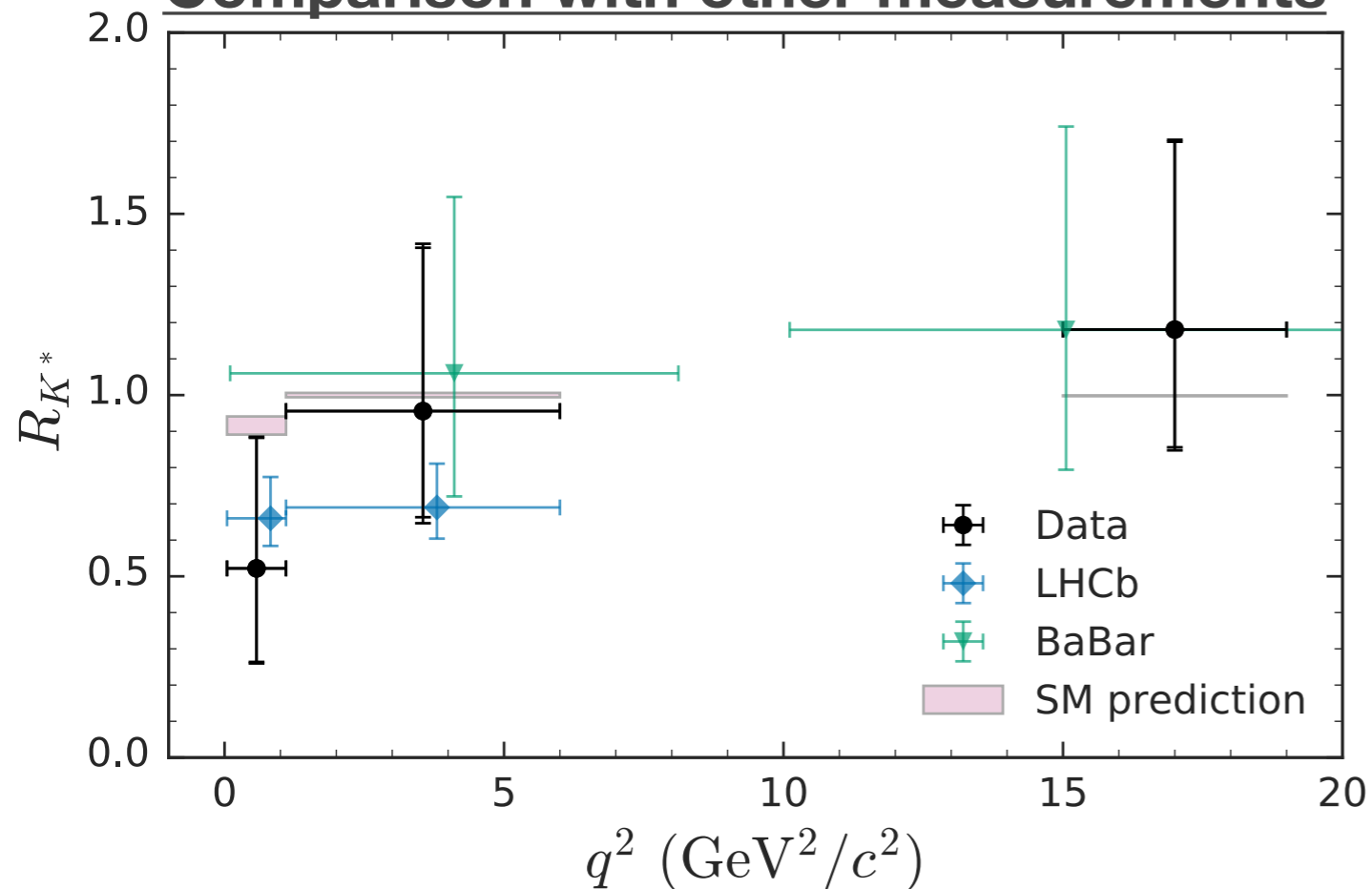
signal yield : e-mode : $103.0^{+13.4}_{-12.7}$, μ -mode : $139.9^{+16.0}_{-15.4}$

Results

Measurements vs. SM



Comparison with other measurements



| q^2 in GeV ² /c ⁴ | R_{K^*} |
|---|---------------------------------|
| [0.045, 1.1] | $0.52^{+0.36}_{-0.26} \pm 0.05$ |
| [1.1, 6] | $0.96^{+0.45}_{-0.29} \pm 0.11$ |
| [0.1, 8] | $0.90^{+0.27}_{-0.21} \pm 0.10$ |
| [15, 19] | $1.18^{+0.52}_{-0.32} \pm 0.10$ |
| [0.045,] | $0.94^{+0.17}_{-0.14} \pm 0.08$ |

SM consistent.

High Energy Physics - Experiment

Test of lepton flavor universality in $B \rightarrow K\ell^+\ell^-$ decays

A. Abdesselam, I. Adachi, K. Adamczyk, J. K. Ahn, H. Aihara, S. Al Said, K. Arinstein, Y. Arita, D. M. Asner, H. Atmacan, V. Aulchenko, T. Aushev, R. Ayad, T. Aziz, V. Babu, I. Badhrees, S. Bahinipati, A. M. Bakich, Y. Ban, V. Bansal, E. Barberio, M. Barrett, W. Bartel, P. Behera, C. Beleño, K. Belous, J. Bennett, M. Berger, F. Bernlochner, D. Besson, V. Bhardwaj, B. Bhuyan, T. Bilka, J. Biswal, T. Bloomfield, A. Bobrov, A. Bondar, G. Bonvicini, A. Bozek, M. Bračko, N. Braun, F. Breibeck, T. E. Browder, M. Campajola, L. Cao, G. Caria, D. Červenkov, M.-C. Chang, P. Chang, Y. Chao, R. Cheaib, V. Chekelian, A. Chen, K.-F. Chen, Y. Chen, B. G. Cheon, K. Chilikin, R. Chistov, H. E. Cho, K. Cho, V. Chobanova, S.-K. Choi, Y. Choi, S. Choudhury, D. Cinabro, J. Crnkovic, S. Cunliffe, T. Czank, M. Danilov, N. Dash, G. De Nardo, S. Di Carlo, F. Di Capua, J. Dingfelder, Z. Doležal, T. V. Dong, D. Dossett, Z. Drásal, A. Drutskoy, S. Dubey, D. Dutta, S. Eidelman, D. Epifanov, J. E. Fast, M. Feindt, T. Ferber, A. Frey, O. Frost, B. G. Fulsom, R. Garg, V. Gaur, N. Gabyshev, A. Garmash, M. Gelb, J. Gemmler, D. Getzkow, F. Giordano, A. Giri, P. Goldenzweig, B. Golob et al. (356 additional authors not shown)

(Submitted on 5 Aug 2019)

We present measurements of the branching fractions for the decays $B \rightarrow K\mu^+\mu^-$ and $B \rightarrow Ke^+e^-$, and their ratio (R_K), using a data sample of 711 fb^{-1} that contains 772×10^6 $B\bar{B}$ events. The data were collected at the $\Upsilon(4S)$ resonance with the Belle detector at the KEKB asymmetric-energy e^+e^- collider. The ratio R_K is measured in four bins of dilepton invariant-mass squared, q^2 ; the results are

$$R_K = \{ 0.95^{+0.27}_{-0.24} \pm 0.06 \quad q^2 \in (0.1, 4.0) \text{ GeV}^2c^4, 0.81^{+0.28}_{-0.23} \pm 0.05 \quad q^2 \in (4.0, 8.12) \text{ GeV}^2c^4, 0.98^{+0.27}_{-0.23} \pm 0.06 \quad q^2 \in (1.0, 6.0) \text{ GeV}^2c^4, 1.11^{+0.29}_{-0.26} \pm 0.07 \quad q^2 > 14.18 \text{ GeV}^2c^4. \}$$

The first uncertainties listed are statistical, and the second uncertainties are systematic. The R_K value in the whole q^2 range is found to be $1.06^{+0.15}_{-0.14} \pm 0.07$. We also measure CP -averaged isospin asymmetries in the same q^2 bins; the results are consistent with a null asymmetry with the largest difference of 2.7 standard deviations is found in the $q^2 \in (1.0, 6.0) \text{ GeV}^2c^4$ bin in the mode with muon final states. The measured branching fractions are $\mathcal{B}(B \rightarrow K\mu^+\mu^-) = (5.5 \pm 0.5 \pm 0.3) \times 10^{-7}$ and $\mathcal{B}(B \rightarrow Ke^+e^-) = (5.1 \pm 0.5 \pm 0.3) \times 10^{-7}$. These results are compatible with standard model expectations.

Recent R_K Result at Belle

Subject: High Energy Physics - Experiment (hep-ex)
 Report number: BELLE-CONF-1904
 Cite as: arXiv:1908.01848 [hep-ex]
 (or arXiv:1908.01848v1 [hep-ex] for this version)

arXiv:1908.01848

Submission history

From: Saurabh Sandilya [view email]
 [v1] Mon, 5 Aug 2019 20:33:36 UTC (52 KB)

Download:

- PDF
- PostScript
- Other formats (license)

Current browse context:

hep-ex
 < prev | next >
 new | recent | 1908

References & Citations

- INSPIRE HEP (refers to | cited by)
- NASA ADS

Google Scholar

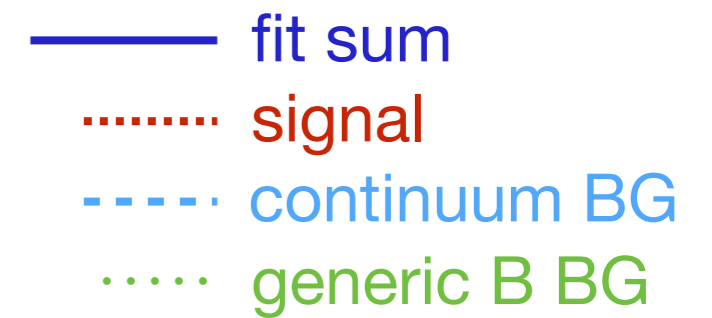
Bookmark



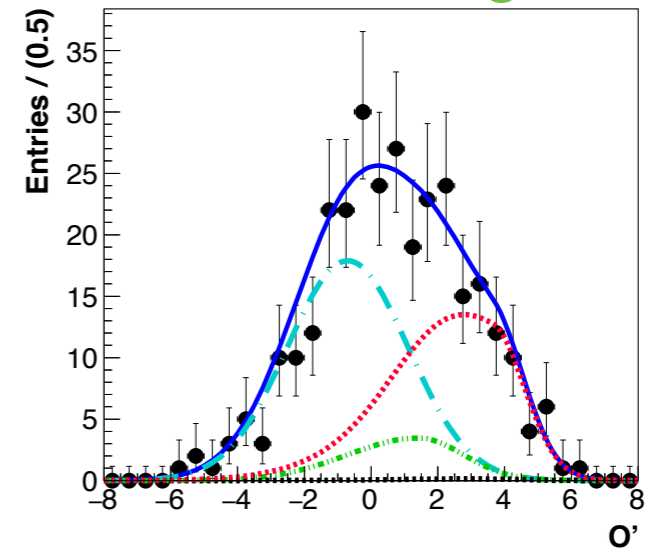
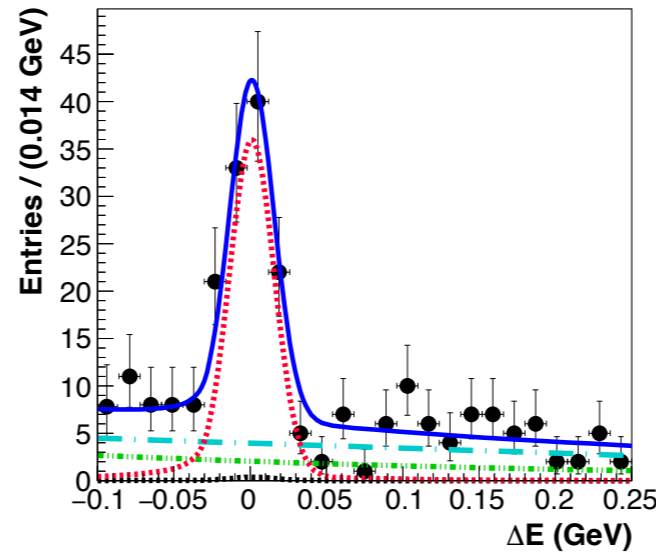
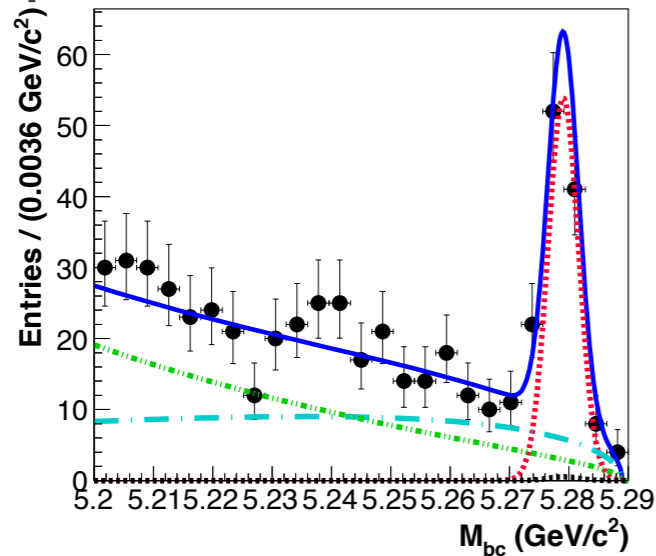
R_K measurement at Belle

- with full data set of 711 fb^{-1}
- mode : $B^+ \rightarrow K^+ \ell^+ \ell^-$, $B^0 \rightarrow K_S \ell^+ \ell^- + \text{C.C.}$ ($\ell^+ \ell^- = e^+ e^-, \mu^+ \mu^-$)
- main background sources:
 - **Charmonium BG** : $B \rightarrow J/\psi K$, $B \rightarrow \psi(2S)K$
 - veto $m(\ell \ell) \sim m_{J/\psi}, m_{\psi(2S)}$
 - **Peaking BG** :
 - $B^+ \rightarrow D^0(\rightarrow K^+ \pi^-) \pi^+$, $\pi \pi$ mis-PID as $\mu \mu \rightarrow$ veto $m(K^+ \mu^-) \sim m_D$
 - $B^+ \rightarrow K^+ J/\psi(\rightarrow \mu \mu)$, $K \mu$ mis-PID as $\mu K \rightarrow$ veto $m(K^+ \mu^-) \sim m_{J/\psi}$
 - **Continuum BG** : $e^+ e^- \rightarrow q \bar{q}$
 - **Generic B decay BG**
 - semileptonic decays of B-B pair, $B \rightarrow D^{(*)}(\rightarrow X \ell \nu) \ell \nu$, hadron mis-PID as lepton
- Neural Net for continuum and generic B backgrounds
 - use event shapes, vertex quality, kinematic variables
 - 1/4 background suppression with 4-5% signal acceptance loss
- 3D fit to M_{bc} , ΔE , NN output in each q^2 region

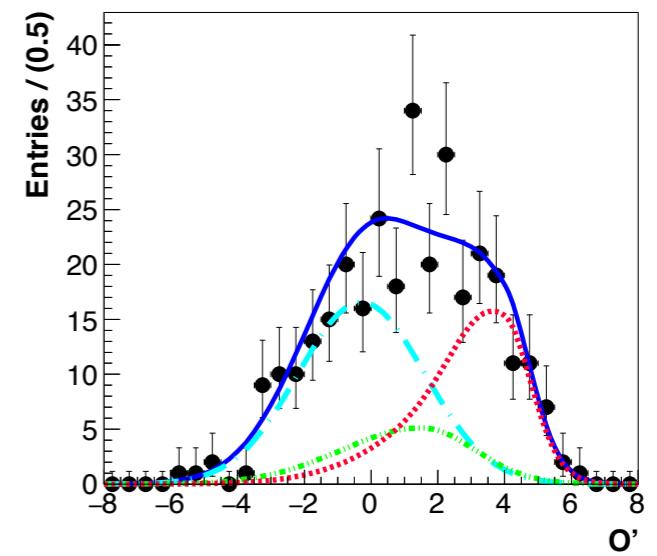
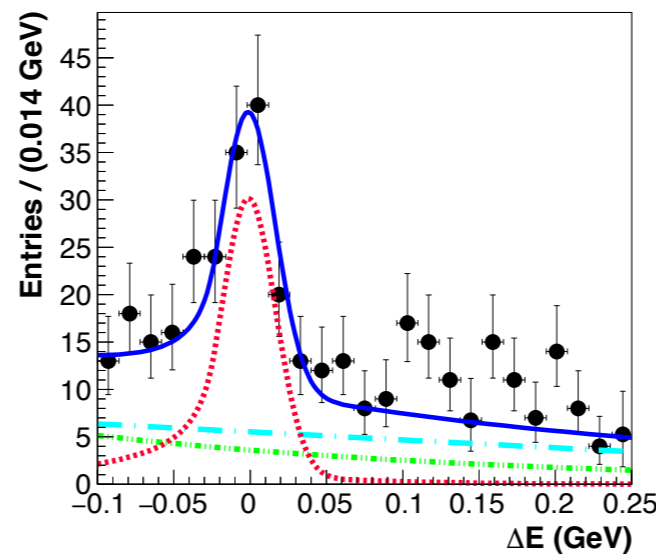
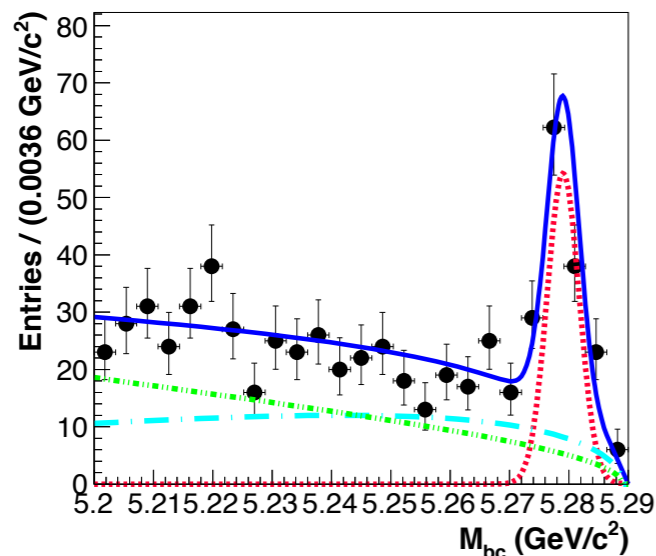
Fit Results



$B^+ \rightarrow K^+ \mu^+ \mu^-$



$B^+ \rightarrow K^+ e^+ e^-$

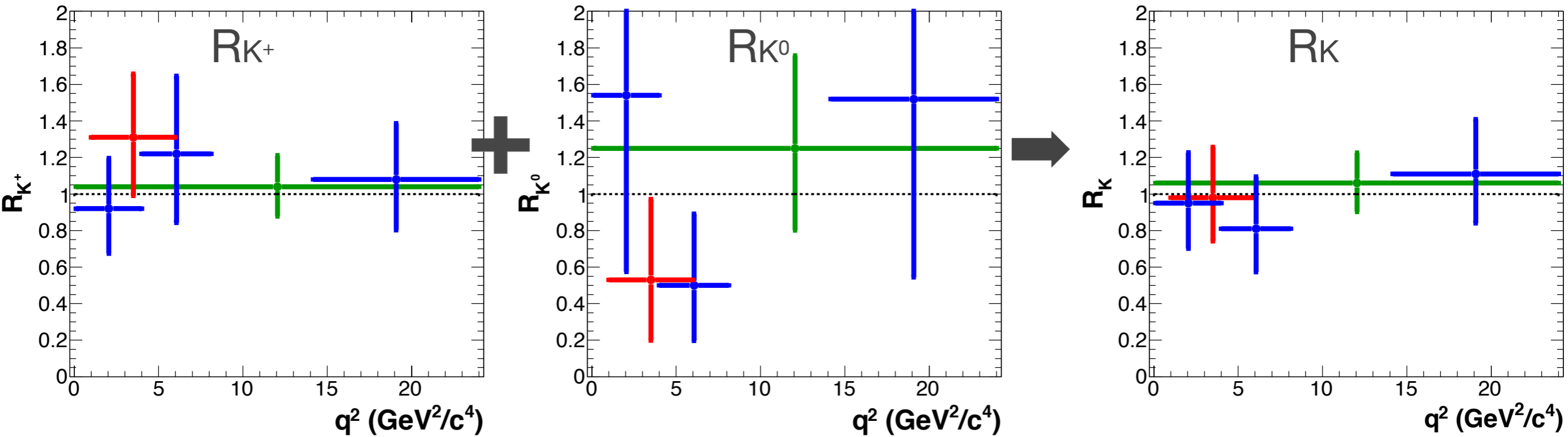


fit example: $q^2 > 0.1$ (GeV/c²)² (whole q^2 region)

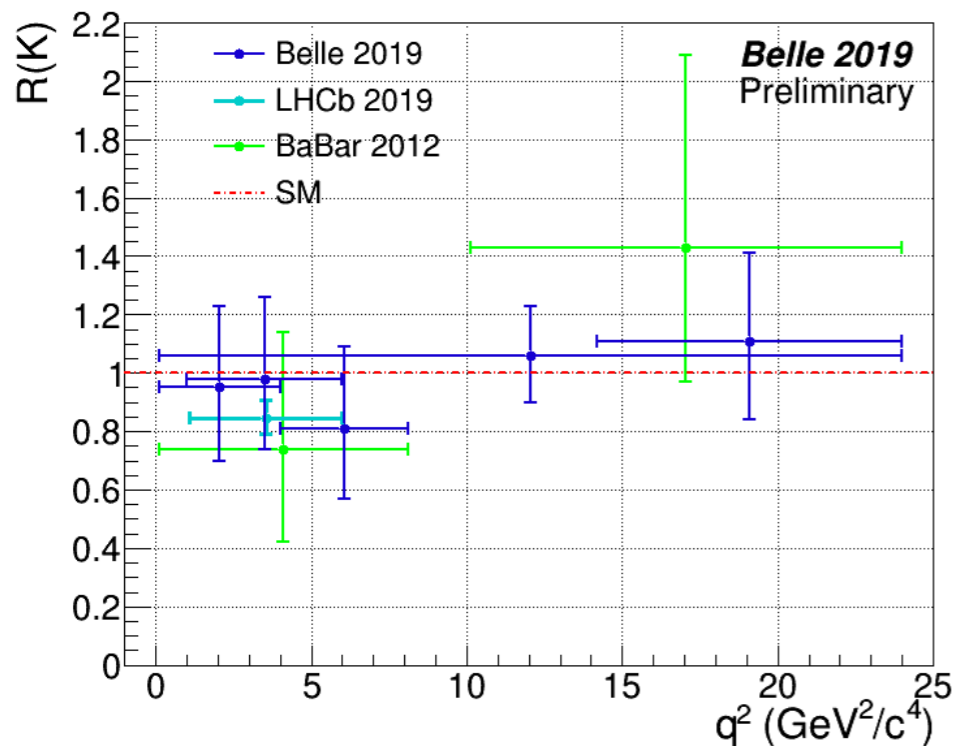
signal yield : μ -mode: $137.0^{+14.2}_{-13.5}$, e -mode: $138.0^{+15.5}_{-14.7}$

* $B^0 \rightarrow K_s \ell^+ \ell^-$ modes : μ -mode: $27.3^{+6.6}_{-5.9}$, e -mode: $21.8^{+7.0}_{-6.1}$

Results



Comparison with other measurements



| q^2 in GeV^2/c^4 | R_K |
|-----------------------------|---------------------------------|
| [0.1, 4.0] | $0.95^{+0.27}_{-0.24} \pm 0.06$ |
| [4.0, 8.12] | $0.81^{+0.28}_{-0.23} \pm 0.05$ |
| [1.0, 6.0] | $0.98^{+0.27}_{-0.23} \pm 0.06$ |
| > 14.18 | $1.11^{+0.29}_{-0.26} \pm 0.07$ |
| [0.1,] | $1.06^{+0.15}_{-0.14} \pm 0.07$ |

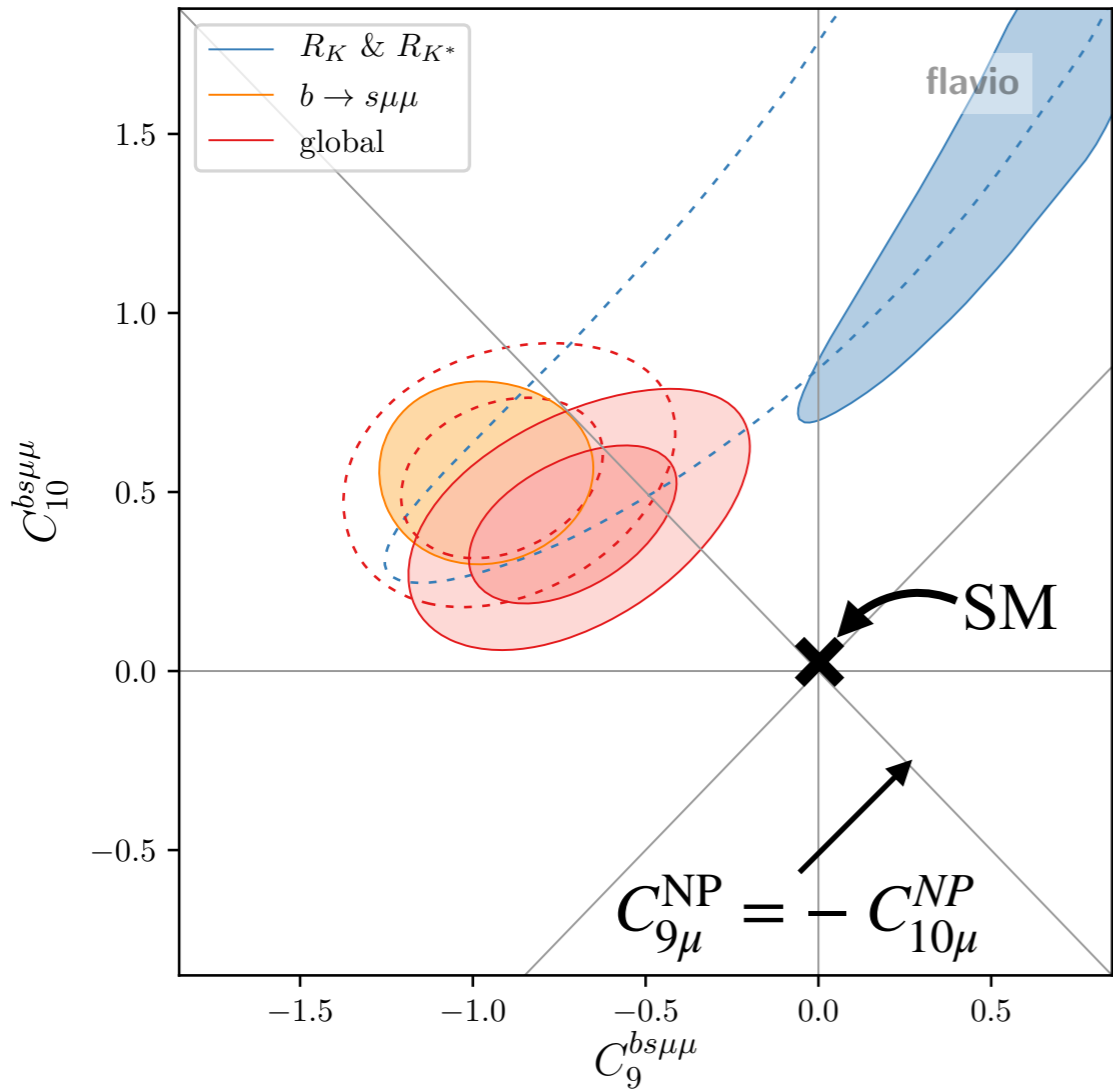
SM consistent.

Global Fit

(latest Belle R_K result is not included)

D. Straub, Moriond EW 2019

Muonic C_9 vs. C_{10}



$$C_9^{bs\mu\mu} (\bar{s}_L \gamma^\mu b_L) (\mu \gamma_\mu \mu)$$

$$C_{10}^{bs\mu\mu} (\bar{s}_L \gamma^\mu b_L) (\mu \gamma_\mu \gamma_5 \mu)$$

Pre-Moriond ← **dashed**

- ▶ Perfect agreement between $R_{K^{(*)}}$ & $b \rightarrow s\mu\mu$
- ▶ Pull towards $C_{10} > 0$ mostly from $B_s \rightarrow \mu^+ \mu^-$
- ▶ Excellent for models with LH leptons ($C_9 = -C_{10}$)

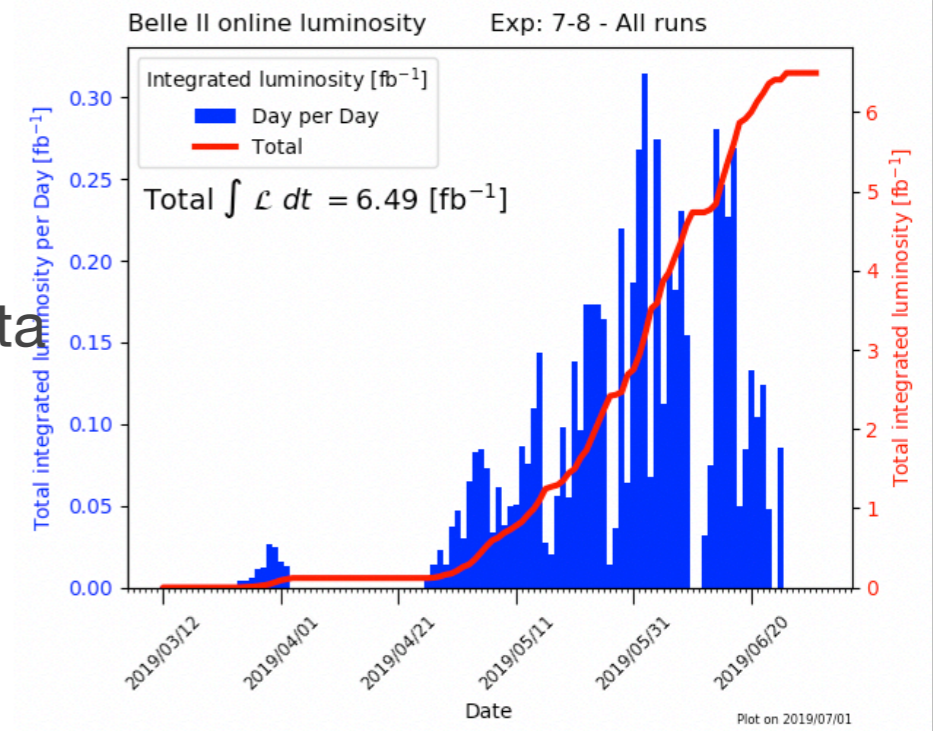
Now ← **solid**

- ▶ Agreement between $R_{K^{(*)}}$ & $b \rightarrow s\mu\mu$ no longer perfect
- ▶ Fit closer to SM, $C_9 = -C_{10}$ still preferred

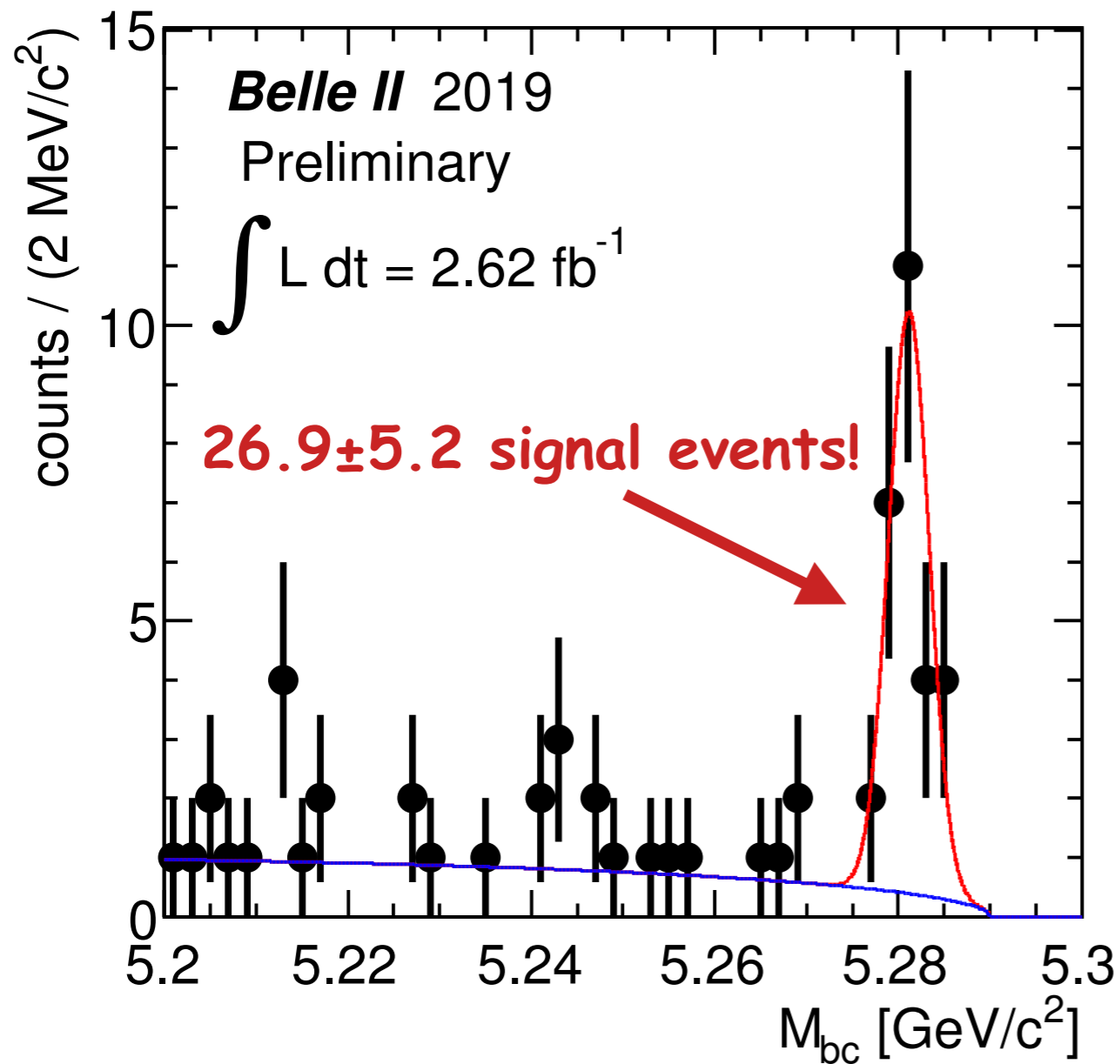
- tension is mitigated
- not so agree with other $b \rightarrow s\mu\mu$ anomalies
- $C_{9\mu}^{NP} = -C_{10\mu}^{NP}$ scenario is preferred

Belle II status

40% of accumulated data



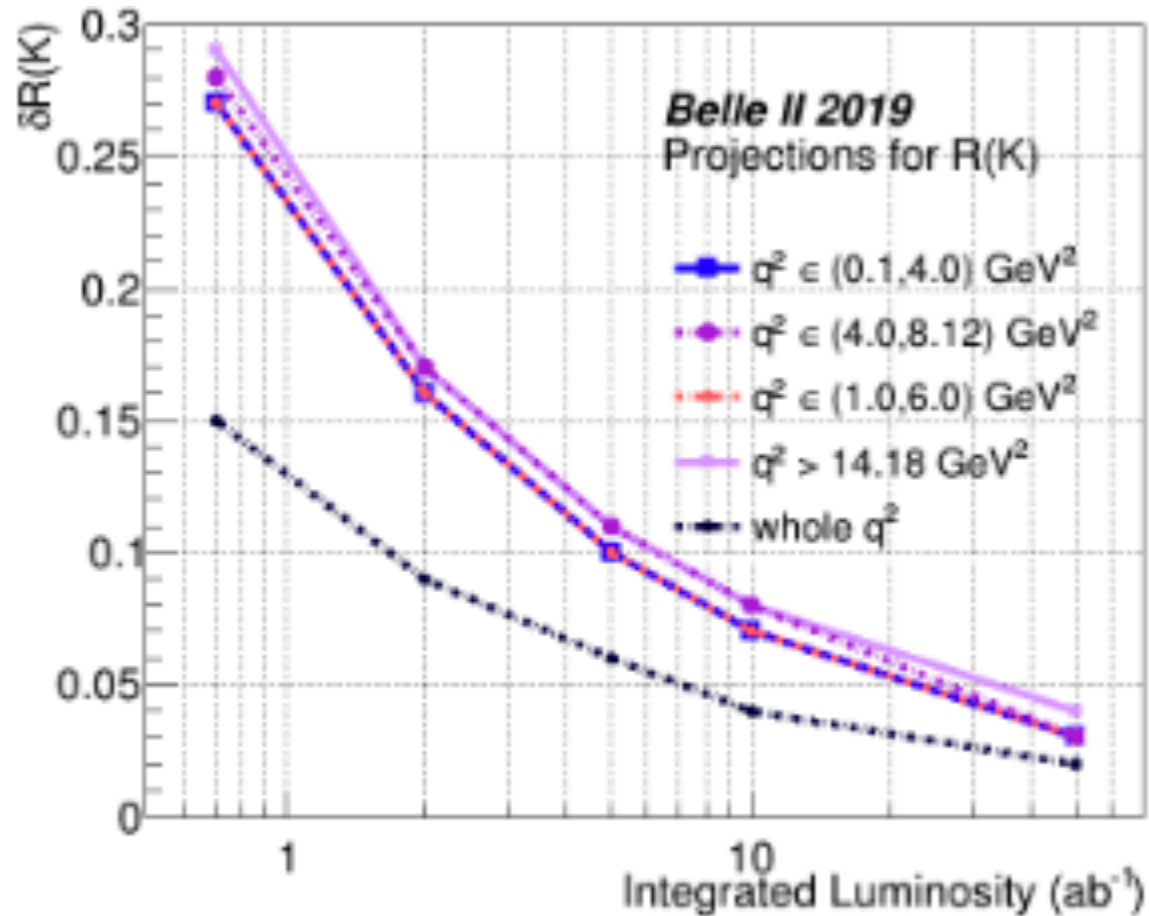
Re-discovery of $B \rightarrow J/\psi K_S$



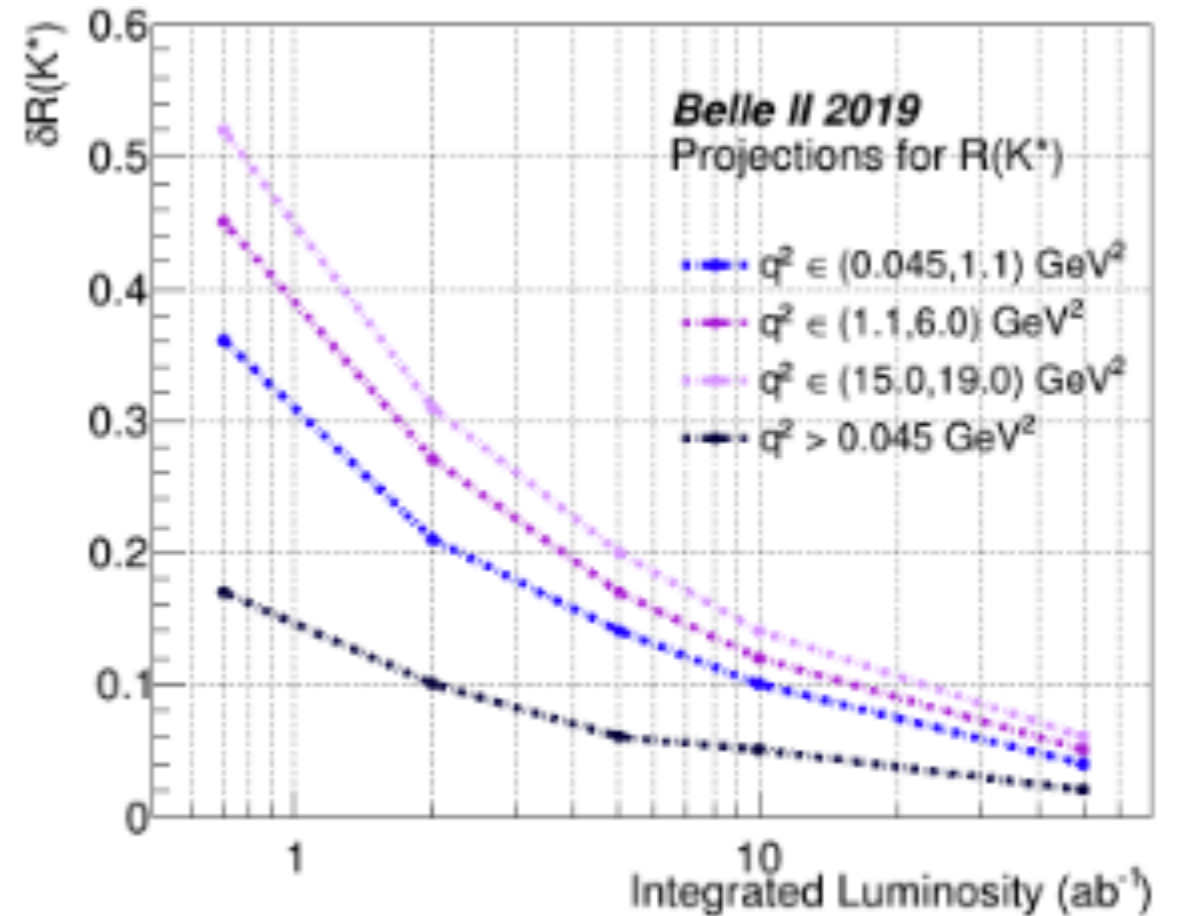
- Belle-2 analysis already started
- Rediscovery of $B \rightarrow J/\psi K_S$
→ good performance of Belle II is confirmed

$R_{K^{(*)}}$ Prospects in Belle II

R_K



R_{K^*}



- 3-6% precision measurements with 50 ab^{-1} data
- comparable sensitivity to LHCb for low- q^2 region
- advantage in high- q^2 region, R_{X_s}

Summary

- $b \rightarrow s \ell^+ \ell^-$ is a rich field of NP search
- Latest Belle results of $R_{K^{(*)}}$ are consistent with SM
- Belle II will measure $R_{K^{(*)}}$ with $O(3\%)$ precision

Stay tuned !!

P'5

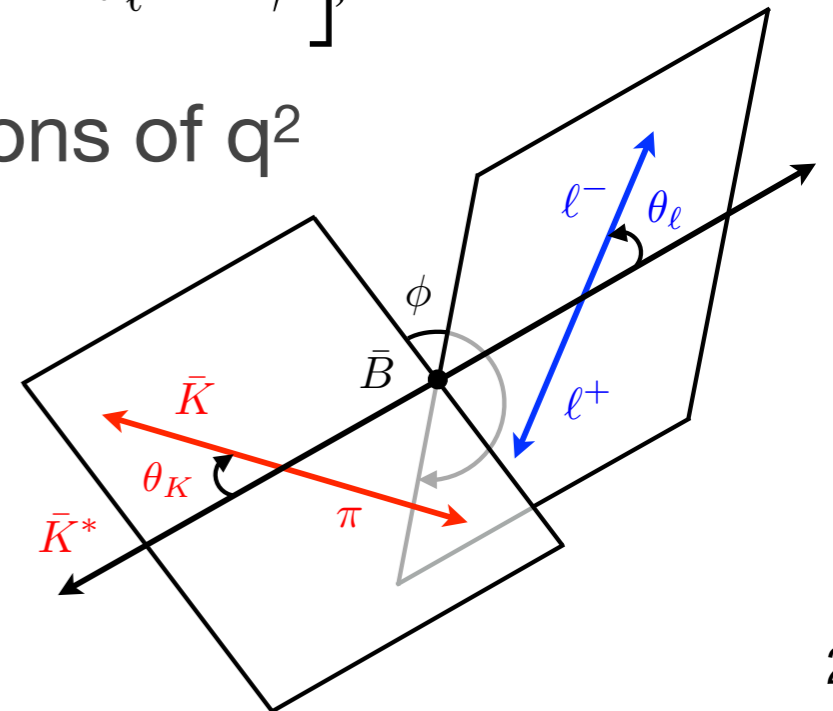
one of the angular observables in $B \rightarrow K^*(\rightarrow K\pi)\mu\mu$ ([JHEP01\(2013\)048](#))
 reducing form factor uncertainty

angular distribution can be represented as a function of three angles and q^2 :

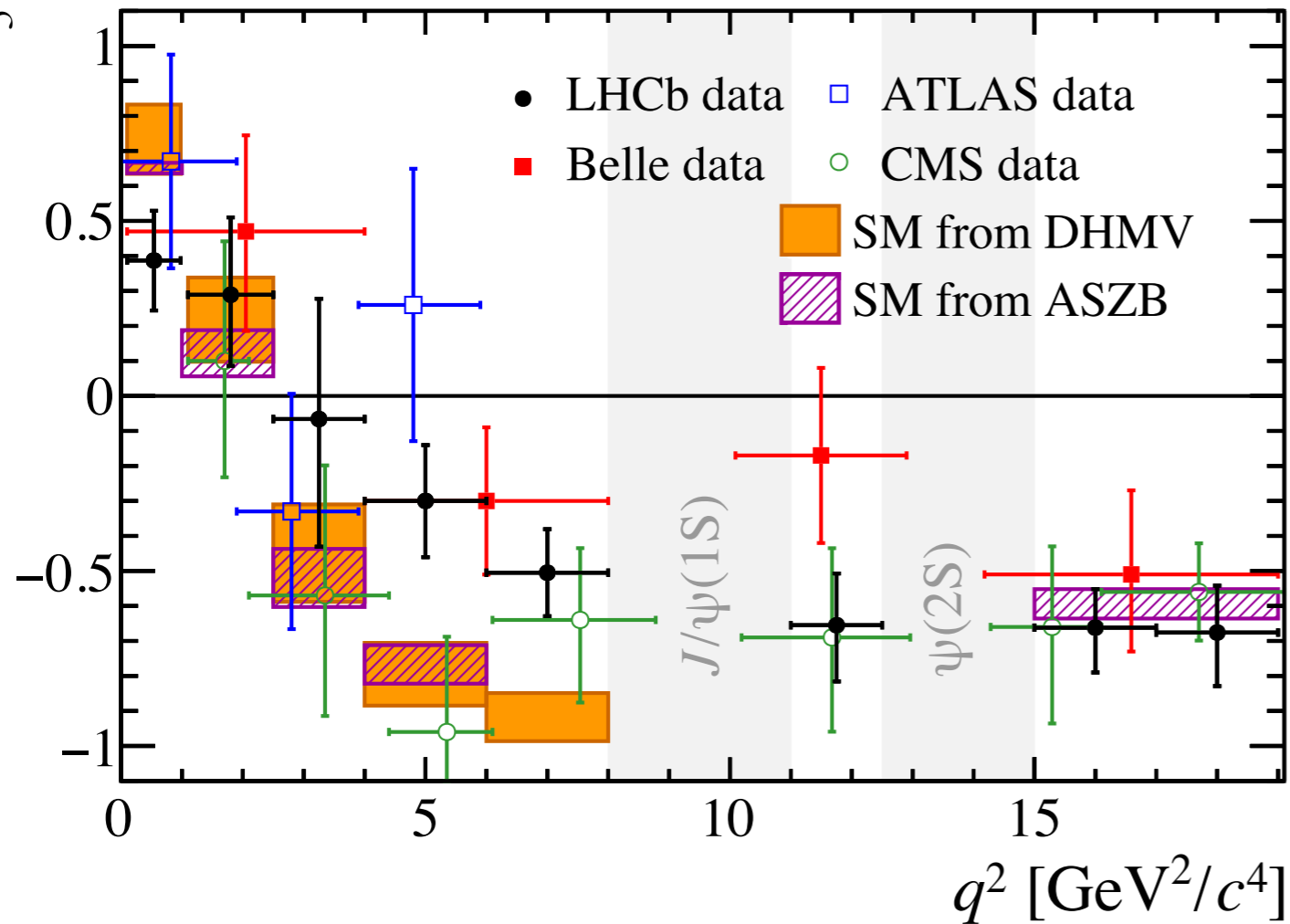
$$\frac{1}{d\Gamma/dq^2} \frac{d^4\Gamma}{d\cos\theta_\ell d\cos\theta_K d\phi dq^2} = \frac{9}{32\pi} \left[\frac{3}{4} (1 - F_L) \sin^2\theta_K + F_L \cos^2\theta_K + \frac{1}{4} (1 - F_L) \sin^2\theta_K \cos 2\theta_\ell \right. \\
 - F_L \cos^2\theta_K \cos 2\theta_\ell + S_3 \sin^2\theta_K \sin^2\theta_\ell \cos 2\phi + S_4 \sin 2\theta_K \sin 2\theta_\ell \cos \phi \\
 + S_5 \sin 2\theta_K \sin \theta_\ell \cos \phi + S_6 \sin^2\theta_K \cos \theta_\ell + S_7 \sin 2\theta_K \sin \theta_\ell \sin \phi \\
 \left. + S_8 \sin 2\theta_K \sin 2\theta_\ell \sin \phi + S_9 \sin^2\theta_K \sin^2\theta_\ell \sin 2\phi \right],$$

$$P'_{i=4,5,6,8} = \frac{S_{j=4,5,7,8}}{\sqrt{F_L(1 - F_L)}}.$$

※ S_i, F_L are functions of q^2



P'₅



plot from [arXiv:1606.00999](https://arxiv.org/abs/1606.00999) (original ?)

Belle : [PRL 118 \(2017\) 111801](#) (μ, e の平均)

LHCb : [JHEP02\(2016\)104](#) (μ)

ATLAS : [JHEP10\(2018\)047](#) (μ)

CMS : [Phys. Lett. B 781 \(2018\) 517](#) (μ)

SM (DHMV) : [JHEP12\(2014\)125](#) (?) hadronic partの

SM (ASZB) : [JHEP08\(2016\)098](#) (?) 取扱いが違う

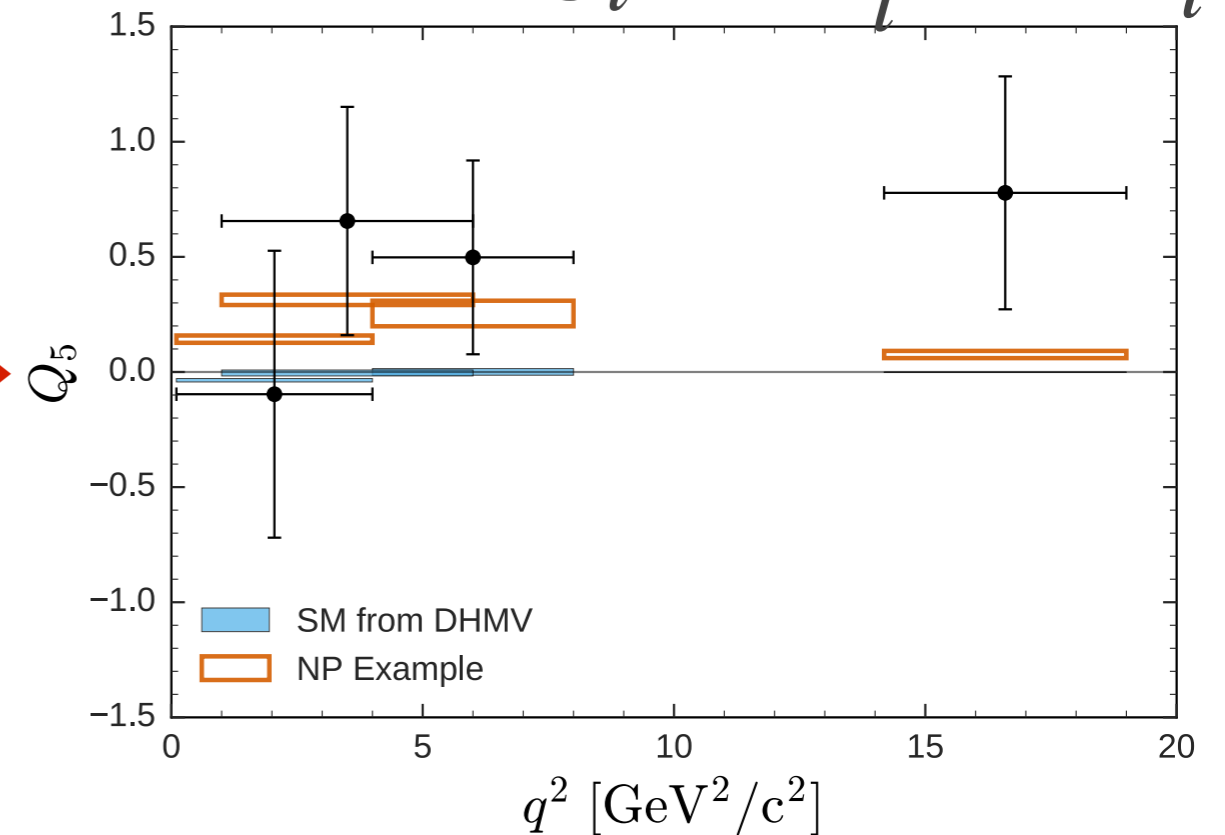
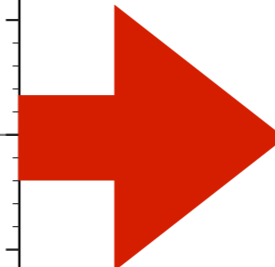
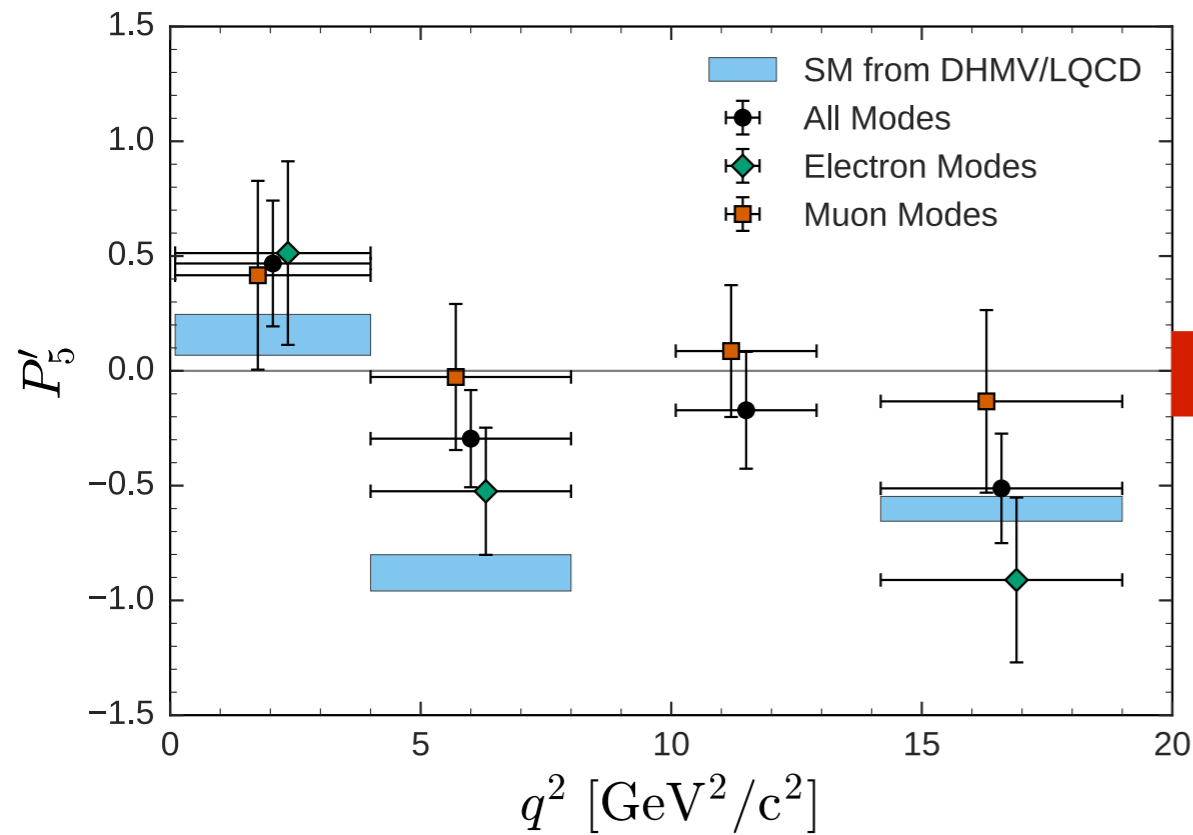
[Eur.Phys.J,C 75 \(2015\) 382](#) (?)

Belle, LHCb, ATLAS measurements show deviations from SM prediction

Q₅ : LFU observable

Belle : [PRL 118 \(2017\) 111801](#)

$$Q_i = P_i^{\prime\mu} - P_i^{\prime e}$$



- larger deviation from SM in μ -mode
- Q_5 is a LFU observable
 - hadronic uncertainties cancel to a large extent
 - more reliable SM prediction

R_K^{*}, Belle(2019) : [arXiv:1904.02440](https://arxiv.org/abs/1904.02440)

PID:

Likelihood using CDC, TOF, ACC, ECL, KLM information:

$$P_e = L_e / (L_e + L_\pi) > 0.9$$

$$P_\mu = L_\mu / (L_\mu + L_\pi) > 0.9$$

kinematic selection :

e : $p > 0.4 \text{ GeV}/c \rightarrow >86\% \text{ efficiency w/ } >99\% \pi \text{ rejection}$

μ : $p > 0.7 \text{ GeV}/c \rightarrow >92\% \text{ efficiency w/ } >99\% \pi \text{ rejection}$

Brems. recovery for electrons

add energy within 0.05 rad of the initial direction of electron track

charged-K

$$P_K = L_K / (L_K + L_\pi) > 0.1 \rightarrow >99\% \text{ eff. w/ } 94\% \pi \text{ rejection}$$

R_{K^*} , Belle(2019) : [arXiv:1904.02440](https://arxiv.org/abs/1904.02440)

Reconstruction:

K_S : vertex fit with $\pi^+\pi^- \rightarrow 74\%$ efficiency

π^0 : $E_\gamma > 30$ MeV & $115 < M(\gamma\gamma) < 153$ MeV/c² ($\pm 4\sigma$)

K^* : $K^{*0} : K^{*0} \rightarrow K^+\pi^-$

$K^{*+} : K^{*+} \rightarrow K^+\pi^0, K^{*+} \rightarrow K_S\pi^+$

require $0.6 < M(K\pi) < 1.4$ GeV/c² & vertex fit quality



B reconstruction with K^* candidate and two oppositely charged leptons

R_{K^*} , Belle(2019) : [arXiv:1904.02440](https://arxiv.org/abs/1904.02440)

Background:

- **Combinatorial background** ← dominant background

incorrect combinations of tracks

→ M_{bc} , ΔE cut

$$5.22 < M_{bc} < 5.30 \text{ GeV}/c^2$$

$$-0.10 \text{ (-0.05)} < \Delta E < 0.05 \text{ GeV} \quad \text{for electron (muon)}$$

- **Charmonium background**

$B \rightarrow J/\psi (\rightarrow l^+l^-)K^*$, $B \rightarrow \psi(2S) (\rightarrow l^+l^-)K^*$ contribution (irreducible background)

→ veto for $M(l^+l^-)$

$$-0.25 \text{ (-0.15)} < M(l^+l^-) - M_{J/\psi} < 0.08 \text{ GeV}/c^2 \quad \text{for electron (muon)}$$

$$-0.20 \text{ (-0.10)} < M(l^+l^-) - M_{\psi(2S)} < 0.08 \text{ GeV}/c^2 \quad \text{for electron (muon)}$$

in electron mode, both w/ and w/o Brems. recovery

- **Peaking background**

double flavor misidentification ($K\pi\pi\pi \rightarrow K\pi\mu\mu$) → peak in M_{bc}

only for muon mode.

better PID for electron ($E/p \sim 1$ with ECL) makes this BG negligible small for e-mode.

- **Continuum background**

$ee \rightarrow qq$ contribution. suppress using MVA.

R_{K^*} , Belle(2019) : [arXiv:1904.02440](https://arxiv.org/abs/1904.02440)

MVA Classifier:

Continuum BG 含め、さらにBGを減らすためのMVA : hierarchal neural net

Decay chainの中で出てくる全粒子(e^\pm , μ^\pm , K^+ , π^+ , K^* , K_S , π^0)それぞれに対して、particle dedicated NN identifier
BのDecay mode毎($B^0 \rightarrow K^{*0} \mu^+ \mu^-$, $B^+ \rightarrow K^{*+} e^- e^+$ など)にtop-level classifier を用意してSignal - BGを判別

インプットは、particle dedicated NN identifier, Event shape variables (modified FW moments), vertex fit 結果, reconstructed mass や momentum angleなどのkinematics

top-level classifier のoutputでカット。

cut pointは $FoM = n_s / \sqrt{n_s + n_b}$ を定義し、これが最大となるように決めた。

FoMは $M_{bc} > 5.27 \text{ GeV}/c^2$ のMC sampleを用いて評価

R_{K^*} , Belle(2019) : [arXiv:1904.02440](https://arxiv.org/abs/1904.02440)

Fit:

Fit to M_{bc} with four components (in each q^2 region):

- Signal : Crystal Ball function
 - $B \rightarrow J/\psi K^* \rightarrow$ calibrate shape parameters
- Combinatorial BG : ARGUS function
- Charmonium BG : Kernel Density Estimation (KDE) w/ x100 stat. MC
- Peaking BG : KDE w/ MC

yields of Charmonium BG and Peaking BG are evaluated by MC and fixed in the fit.

(systematic uncertainty of the yields are evaluated by varying the fixed yields by $\pm 50\%$ (peaking) / $\pm 25\%$ (charmonium). Resulting signal yield deviations are included as part of the systematics.)

R_{K^*} , Belle(2019) : [arXiv:1904.02440](https://arxiv.org/abs/1904.02440)

Systematic Uncertainty:

- Crystal-Ball functionのshape parameterをそのuncertainty範囲で振って、その最大変化幅を計上
- Charmonium BG と Peaking BGのnormalizationによるsignal yield のsystematicsは、BG yieldを50%(peaking) / 25%(charmonium) 振って評価
- Lepton ID eff. のData-MC differenceによるsystematicsは $ee \rightarrow eeee(\mu\mu)$ から補正
 - Signal eff. は $Br(B \rightarrow J/\psi K^*)$ を求めること(world average consistent)でvalidate
 - この補正を使って
$$Br(B \rightarrow J/\psi(\rightarrow \mu\mu)K^*) / Br(B \rightarrow J/\psi(\rightarrow ee)K^*) = 1.015 \pm 0.025_{\text{stat.}} \pm 0.038_{\text{corr.}}$$
を求めて validate \rightarrow OK
- MVA Classifier response についてはclassifier output bin毎に $Br(B \rightarrow J/\psi K^*)$ を求めて nominal resultと評価 \rightarrow 違いをweightとしてDataに当てたうえでMbc Fit \rightarrow signal yieldの変化をsystematicsに計上

R_{K^*} , Belle(2019) : [arXiv:1904.02440](https://arxiv.org/abs/1904.02440)

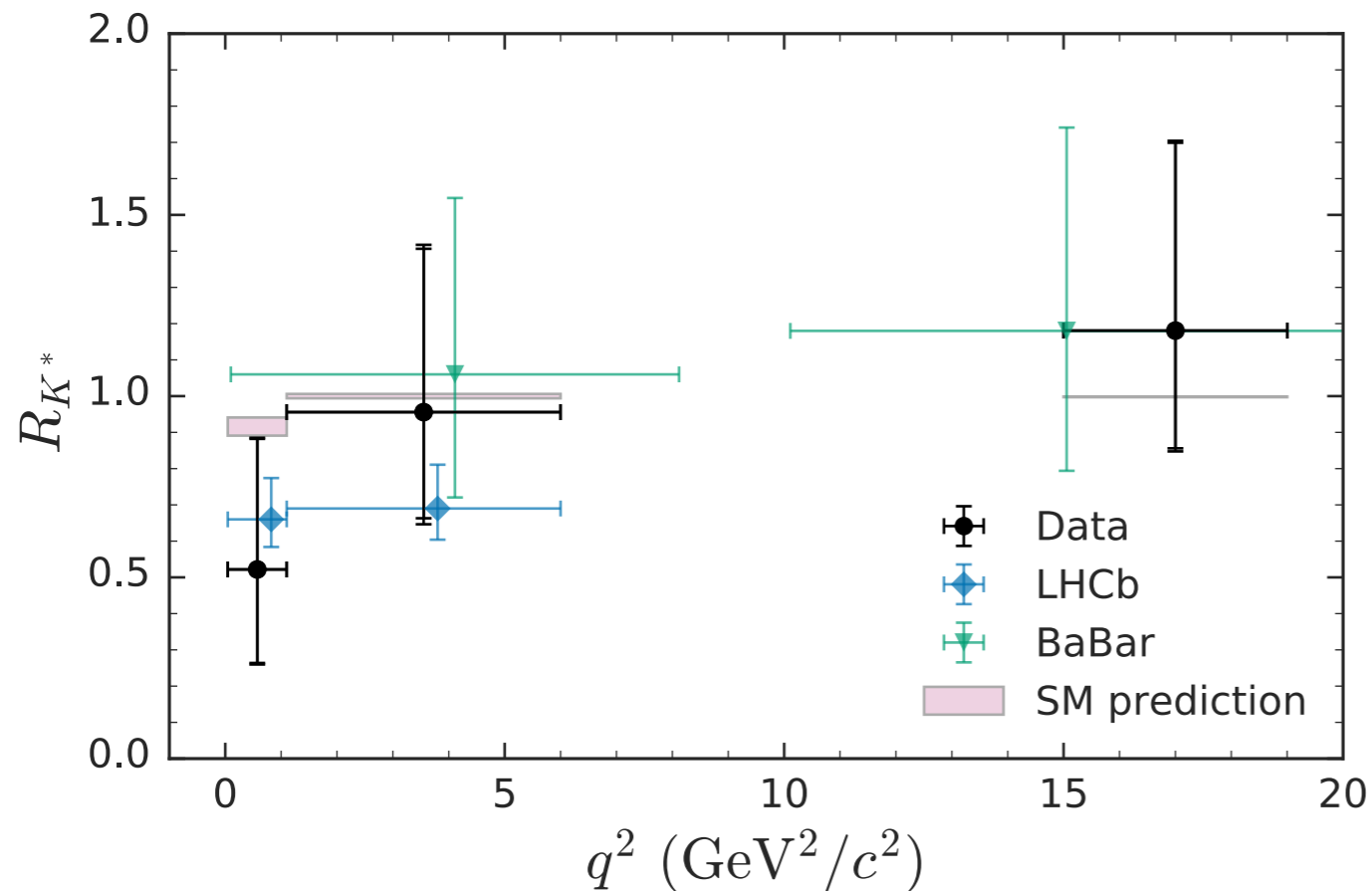
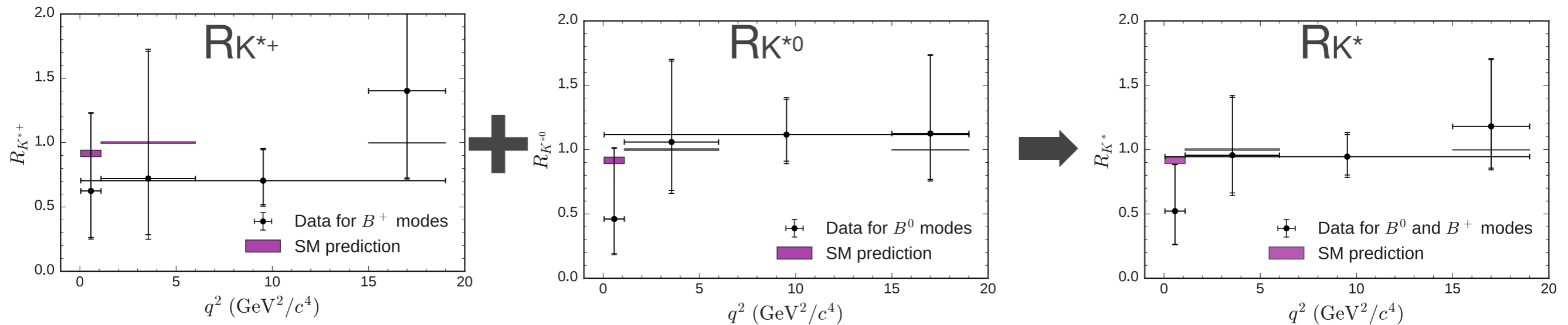
Systematic Uncertainty:

TABLE I. Systematic uncertainties on R_{K^*} for different q^2 regions.

| q^2 in GeV^2/c^4 | e, μ eff. | MC size | Classifier | Sig. shape | Tracking | Peaking bkg. | Charmonia bkg. | Total |
|-------------------------------|---------------|---------|------------|------------|----------|--------------|----------------|-------|
| <i>All modes</i> | | | | | | | | |
| [0.045, None] | 0.061 | 0.004 | 0.013 | 0.008 | 0.016 | 0.031 | 0.023 | 0.075 |
| [0.1, 8] | 0.058 | 0.005 | 0.029 | 0.002 | 0.016 | 0.054 | 0.051 | 0.100 |
| [15, 19] | 0.090 | 0.012 | 0.012 | 0.014 | 0.020 | 0.003 | 0.003 | 0.095 |
| [0.045, 1.1] | 0.027 | 0.006 | 0.008 | 0.025 | 0.009 | 0.026 | 0.001 | 0.047 |
| [1.1, 6] | 0.065 | 0.008 | 0.048 | 0.033 | 0.017 | 0.070 | 0.013 | 0.114 |
| <i>B^0 modes</i> | | | | | | | | |
| [0.045, None] | 0.073 | 0.006 | 0.030 | 0.018 | 0.022 | 0.031 | 0.021 | 0.092 |
| [0.1, 8] | 0.058 | 0.006 | 0.040 | 0.019 | 0.017 | 0.033 | 0.018 | 0.084 |
| [15, 19] | 0.091 | 0.013 | 0.007 | 0.012 | 0.022 | 0.007 | 0.001 | 0.096 |
| [0.045, 1.1] | 0.024 | 0.007 | 0.044 | 0.005 | 0.009 | 0.049 | 0.001 | 0.071 |
| [1.1, 6] | 0.082 | 0.010 | 0.040 | 0.062 | 0.021 | 0.070 | 0.012 | 0.133 |
| <i>B^+ modes</i> | | | | | | | | |
| [0.045, None] | 0.044 | 0.005 | 0.032 | 0.018 | 0.010 | 0.025 | 0.023 | 0.068 |
| [0.1, 8] | 0.060 | 0.010 | 0.039 | 0.040 | 0.014 | 0.048 | 0.107 | 0.144 |
| [15, 19] | 0.089 | 0.028 | 0.016 | 0.041 | 0.021 | 0.008 | 0.002 | 0.106 |
| [0.045, 1.1] | 0.033 | 0.013 | 0.067 | 0.060 | 0.009 | 0.006 | 0.000 | 0.097 |
| [1.1, 6] | 0.045 | 0.010 | 0.137 | 0.060 | 0.011 | 0.086 | 0.009 | 0.179 |

R_{K^*} , Belle(2019) : [arXiv:1904.02440](https://arxiv.org/abs/1904.02440)

Results:



Consistent with both SM and other measurements

R_{K^*} , Belle(2019) : [arXiv:1904.02440](https://arxiv.org/abs/1904.02440)

Results:

TABLE II. Result for R_{K^*} , R_{K^*0} and R_{K^*+} . The first uncertainty is statistical and the second is systematic.

| q^2 in GeV^2/c^4 | All modes | B^0 modes | B^+ modes |
|-----------------------------|---------------------------------|---------------------------------|---------------------------------|
| [0.045, 1.1] | $0.52^{+0.36}_{-0.26} \pm 0.05$ | $0.46^{+0.55}_{-0.27} \pm 0.07$ | $0.62^{+0.60}_{-0.36} \pm 0.10$ |
| [1.1, 6] | $0.96^{+0.45}_{-0.29} \pm 0.11$ | $1.06^{+0.63}_{-0.38} \pm 0.13$ | $0.72^{+0.99}_{-0.44} \pm 0.18$ |
| [0.1, 8] | $0.90^{+0.27}_{-0.21} \pm 0.10$ | $0.86^{+0.33}_{-0.24} \pm 0.08$ | $0.96^{+0.56}_{-0.35} \pm 0.14$ |
| [15, 19] | $1.18^{+0.52}_{-0.32} \pm 0.10$ | $1.12^{+0.61}_{-0.36} \pm 0.10$ | $1.40^{+1.99}_{-0.68} \pm 0.11$ |
| [0.045,] | $0.94^{+0.17}_{-0.14} \pm 0.08$ | $1.12^{+0.27}_{-0.21} \pm 0.09$ | $0.70^{+0.24}_{-0.19} \pm 0.07$ |

R_K, Belle(2019) : [arXiv:1908.01848](https://arxiv.org/abs/1908.01848)

Pre-selection:

- impact parameter : $|d| < 1$ cm, $|z| < 4$ cm except for Ks daughters
- $p_t > 100$ MeV/c for all tracks

Particle selection:

- K_{\pm} : Likelihood ratio using CDC, TOF, ACC
 $PK = LK / (LK + L\pi) > 0.6 \rightarrow >92\%$ eff. w/ 93% π rejection
- K_s :
 $487 < m(\pi^+\pi^-) < 508$ MeV/c² (3σ window)
Neural Net based selector
- μ : KLM based PID
 $p > 0.8$ GeV/c,
 $R_{\mu} > 0.9$: 89% eff. w/ 1.5% π miss-PID
- e : CDC/ECL based PID
 $p > 0.4$ GeV
 $R_e > 0.9$: 92% eff. w/ <1% π miss-PID
Brems. recovery for electrons

R_K , Belle(2019) : [arXiv:1908.01848](https://arxiv.org/abs/1908.01848)

Reconstruction:

B reconstruction with K_{\pm}/K_s candidate and two oppositely charged leptons

- require ΔE and M_{bc} cut :
 - $-0.1 < \Delta E < 0.25$ GeV
 - $M_{bc} > 5.25$ GeV/c²

R_K , Belle(2019) : [arXiv:1908.01848](https://arxiv.org/abs/1908.01848)

Background:

- **Charmonium background**

$B \rightarrow J/\psi (\rightarrow l^+l^-)K$, $B \rightarrow \psi(2S) (\rightarrow l^+l^-)K$ contribution (irreducible background)

→ veto for $M(l^+l^-)$

8.5 (8.75) $< M^2(l^+l^-) < 10.2 \text{ GeV}^2/c^4$ for electron (muon)

12.8 (13.0) $< M^2(l^+l^-) < 14.0 \text{ GeV}^2/c^4$ for electron (muon)

##? in electron mode, both w/ and w/o Brems. recovery

- **$\gamma^* \rightarrow e^+e^- / \pi^0 \rightarrow \gamma e^+e^-$ contamination**

veto low q^2 region : $< 0.05 \text{ GeV}^2/c^4$

- **Continuum background : $ee \rightarrow qq$ contribution**

two back-to-back jets of π/K

suppress based on event topology

- **Generic B decay background: three categories**

(a) both B B -bar decay semileptonically

(b) $B \rightarrow D^* (\rightarrow Xlv) Xlv$

(c) hadronic B decays where one or more daughters are misidentified as leptons

→ NN to suppress continuum and generic B decay backgrounds

using event shapes, vertex quality, kinematic variables

→ 1/4 background suppression with 4-5% signal acceptance loss

R_k, Belle(2019) : [arXiv:1908.01848](https://arxiv.org/abs/1908.01848)

Background:

-

R_K, Belle(2019) : [arXiv:1908.01848](https://arxiv.org/abs/1908.01848)

Fit:

3D fit to M_{bc} , ΔE , NN output with four components (in each q^2 region):

- Signal :
 - M_{bc} : sum of a Gaussian and a Crystal Ball function
 - ΔE : single Gaussian
 - O' : sum of asymmetric Gaus. and a regular Gaus. with common mean
 - all shape parameters from MC, with calibration using $B \rightarrow J\psi K$
 - B decay BG, Continuum BG
 - M_{bc} : ARGUS
 - ΔE : exponential
 - O' : Gaussian
- yield of continuum BG is estimated with off-resonance data

R_K, Belle(2019) : [arXiv:1908.01848](https://arxiv.org/abs/1908.01848)

Systematic Uncertainty:

TABLE I: Results from the fits. The columns correspond to the q^2 bin size, decay modes, reconstruction efficiency, signal yield, branching fraction, lepton-flavor-separated and combined A_I and R_K .

| q^2 (GeV ² /c ⁴) | Mode | ϵ (%) | N_{sig} | \mathcal{B} (10 ⁻⁷) | A_I (individual) | A_I (combined) | R_K (individual) | R_K (combined) |
|--|-------------------------------------|-------------------|-------------------------|--------------------------------------|----------------------------------|----------------------------------|---------------------------------|---------------------------------|
| (0.1,4.0) | $B^+ \rightarrow K^+ \mu^+ \mu^-$ | 20.8 | $28.4^{+6.6}_{-5.9}$ | $1.72^{+0.4}_{-0.4} \pm 0.08$ | $A_I(\mu\mu) =$ | | $R_{K^+} =$ | |
| | $B^0 \rightarrow K_S^0 \mu^+ \mu^-$ | 14.7 | $6.8^{+3.3}_{-2.6}$ | $0.62^{+0.30}_{-0.23} \pm 0.03$ | $-0.10^{+0.20}_{-0.17} \pm 0.01$ | $-0.22^{+0.14}_{-0.12} \pm 0.01$ | $0.92^{+0.27}_{-0.24} \pm 0.05$ | $0.95^{+0.27}_{-0.24} \pm 0.06$ |
| | $B^+ \rightarrow K^+ e^+ e^-$ | 27.8 | $41.5^{+7.7}_{-7.0}$ | $1.88^{+0.35}_{-0.31} \pm 0.08$ | $A_I(ee) =$ | | $R_{K_S^0} =$ | |
| | $B^0 \rightarrow K_S^0 e^+ e^-$ | 18.4 | $5.5^{+3.6}_{-2.7}$ | $0.40^{+0.26}_{-0.21} \pm 0.02$ | $-0.35^{+0.21}_{-0.17} \pm 0.01$ | | $1.5^{+1.2}_{-1.0} \pm 0.1$ | |
| (4.0,8.12) | $B^+ \rightarrow K^+ \mu^+ \mu^-$ | 29.2 | $28.4^{+6.4}_{-5.7}$ | $1.2^{+0.3}_{-0.2} \pm 0.06$ | $A_I(\mu\mu) =$ | | $R_{K^+} =$ | |
| | $B^0 \rightarrow K_S^0 \mu^+ \mu^-$ | 20.8 | $4.2^{+4.2}_{-3.5}$ | $0.27^{+0.18}_{-0.13} \pm 0.02$ | $-0.33^{+0.23}_{-0.19} \pm 0.01$ | $-0.08^{+0.15}_{-0.12} \pm 0.01$ | $1.22^{+0.42}_{-0.37} \pm 0.07$ | $0.81^{+0.28}_{-0.23} \pm 0.05$ |
| | $B^+ \rightarrow K^+ e^+ e^-$ | 33.9 | $26.9^{+6.9}_{-6.1}$ | $1.00^{+0.26}_{-0.23} \pm 0.04$ | $A_I(ee) =$ | | $R_{K_S^0} =$ | |
| | $B^0 \rightarrow K_S^0 e^+ e^-$ | 22.8 | $9.3^{+3.7}_{-3.0}$ | $0.54^{+0.22}_{-0.18} \pm 0.03$ | $0.11^{+0.19}_{-0.16} \pm 0.01$ | | $0.50^{+0.39}_{-0.30} \pm 0.03$ | |
| (1.0,6.0) | $B^+ \rightarrow K^+ \mu^+ \mu^-$ | 23.5 | $42.3^{+7.6}_{-6.9}$ | $2.3^{+0.4}_{-0.4} \pm 0.1$ | $A_I(\mu\mu) =$ | | $R_{K^+} =$ | |
| | $B^0 \rightarrow K_S^0 \mu^+ \mu^-$ | 16.7 | $3.9^{+2.7}_{-2.0}$ | $0.31^{+0.22}_{-0.16} \pm 0.02$ | $-0.52^{+0.20}_{-0.17} \pm 0.02$ | $-0.30^{+0.13}_{-0.11} \pm 0.01$ | $1.31^{+0.34}_{-0.31} \pm 0.07$ | $0.98^{+0.27}_{-0.23} \pm 0.06$ |
| | $B^+ \rightarrow K^+ e^+ e^-$ | 30.4 | $41.7^{+8.0}_{-7.2}$ | $1.74^{+0.33}_{-0.30} \pm 0.08$ | $A_I(ee) =$ | | $R_{K_S^0} =$ | |
| | $B^0 \rightarrow K_S^0 e^+ e^-$ | 20.1 | $8.9^{+4.0}_{-3.2}$ | $0.59^{+0.27}_{-0.21} \pm 0.03$ | $-0.12^{+0.18}_{-0.15} \pm 0.01$ | | $0.53^{+0.44}_{-0.33} \pm 0.03$ | |
| > 14.18 | $B^+ \rightarrow K^+ \mu^+ \mu^-$ | 45.3 | $47.9^{+8.6}_{-7.8}$ | $1.34^{+0.24}_{-0.22} \pm 0.06$ | $A_I(\mu\mu) =$ | | $R_{K^+} =$ | |
| | $B^0 \rightarrow K_S^0 \mu^+ \mu^-$ | 25.3 | $9.6^{+4.2}_{-3.5}$ | $0.51^{+0.22}_{-0.18} \pm 0.03$ | $-0.07^{+0.17}_{-0.15} \pm 0.01$ | $-0.13^{+0.14}_{-0.12} \pm 0.01$ | $1.08^{+0.30}_{-0.27} \pm 0.06$ | $1.11^{+0.29}_{-0.26} \pm 0.07$ |
| | $B^+ \rightarrow K^+ e^+ e^-$ | 44.2 | $43.2^{+9.1}_{-8.3}$ | $1.24^{+0.26}_{-0.24} \pm 0.05$ | $A_I(ee) =$ | | $R_{K_S^0} =$ | |
| | $B^0 \rightarrow K_S^0 e^+ e^-$ | 23.6 | $5.9^{+4.0}_{-3.1}$ | $0.33^{+0.23}_{-0.18} \pm 0.02$ | $-0.24^{+0.23}_{-0.19} \pm 0.01$ | | $1.52^{+1.23}_{-0.97} \pm 0.10$ | |
| whole q^2 | $B^+ \rightarrow K^+ \mu^+ \mu^-$ | 27.8 | $137.0^{+14.2}_{-13.5}$ | $6.24^{+0.65}_{-0.61} \pm 0.31$ | $A_I(\mu\mu) =$ | | $R_{K^+} =$ | |
| | $B^0 \rightarrow K_S^0 \mu^+ \mu^-$ | 18.2 | $27.3^{+6.6}_{-5.9}$ | $2.0^{+0.5}_{-0.4} \pm 0.1$ | $-0.15^{+0.09}_{-0.08} \pm 0.01$ | $-0.19^{+0.07}_{-0.06} \pm 0.01$ | $1.04^{+0.16}_{-0.15} \pm 0.06$ | $1.06^{+0.15}_{-0.14} \pm 0.07$ |
| | $B^+ \rightarrow K^+ e^+ e^-$ | 29.1 | $138.0^{+15.5}_{-14.7}$ | $6.00^{+0.7}_{-0.6} \pm 0.3$ | $A_I(ee) =$ | | $R_{K_S^0} =$ | |
| | $B^0 \rightarrow K_S^0 e^+ e^-$ | 18.2 | $21.8^{+7.0}_{-6.1}$ | $1.60^{+0.52}_{-0.45} \pm 0.08$ | $-0.24 \pm 0.11 \pm 0.01$ | | $1.25^{+0.50}_{-0.44} \pm 0.08$ | |

- lepton ID systematics : 2% for muon, 1.6 % for electron
- hadron ID systematics : 0.8% for K_± and 1.6% for K_S
- O' systematics : 1.5%