



KEK IPNS Physics Seminar

Measurement of the $e^+e^- \rightarrow \pi^+\pi^-\pi^0$ cross section with the Belle II detector

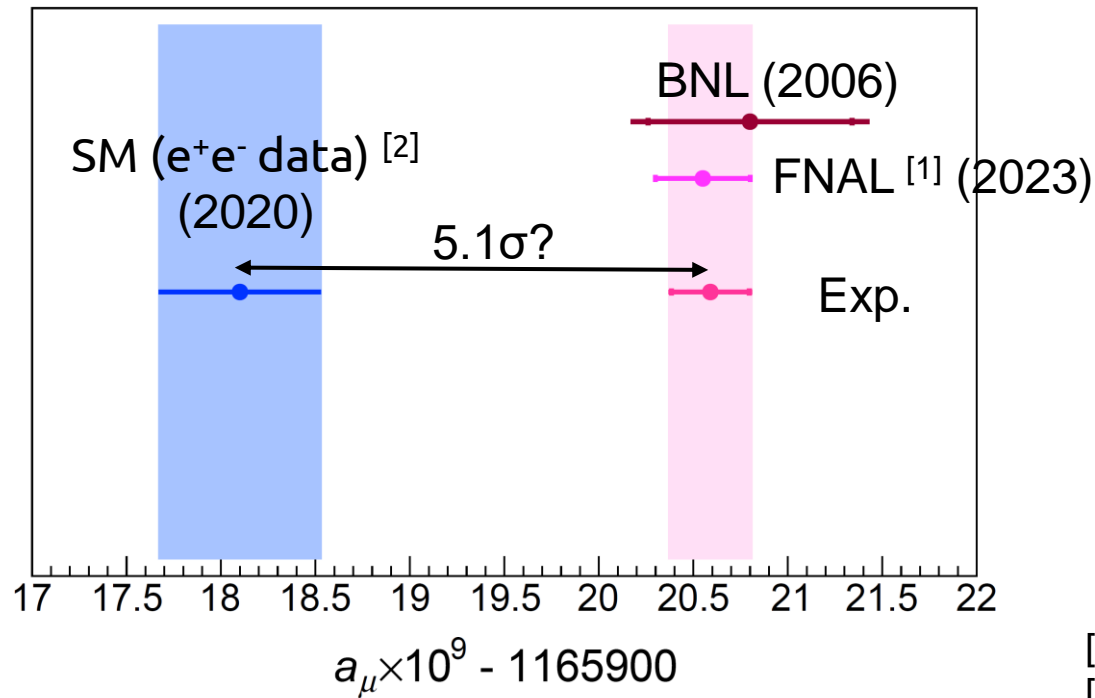
Yuki Sue, Nagoya University
on behalf of Belle II collaboration

2024.4.10

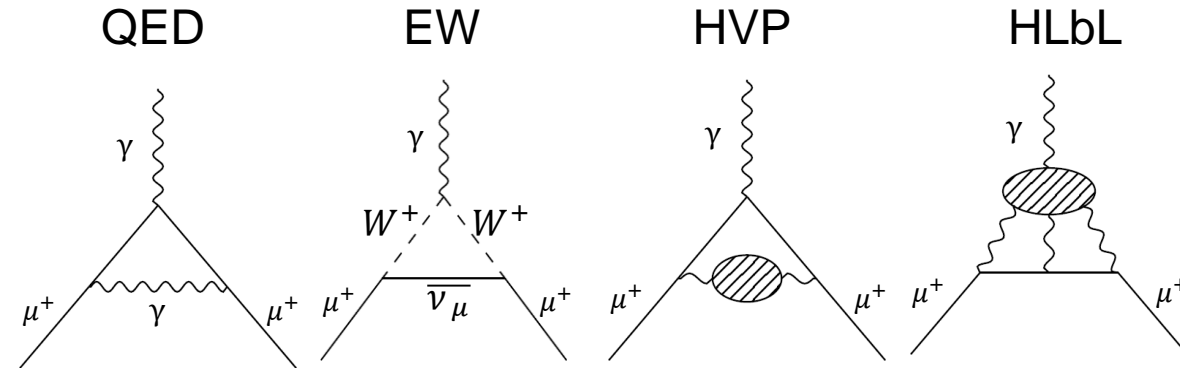
[arXiv:2404.04915](https://arxiv.org/abs/2404.04915)

Recent situation in muon $g-2$ anomaly

- 5σ significance through new direct measurements from Fermilab
- Non-negligible uncertainty in theoretical predictions



$$a_\mu^{\text{SM}} = \frac{g_\mu - 2}{2} = a_\mu^{\text{QED}} + a_\mu^{\text{EW}} + a_\mu^{\text{HVP}} + a_\mu^{\text{HLbL}}$$

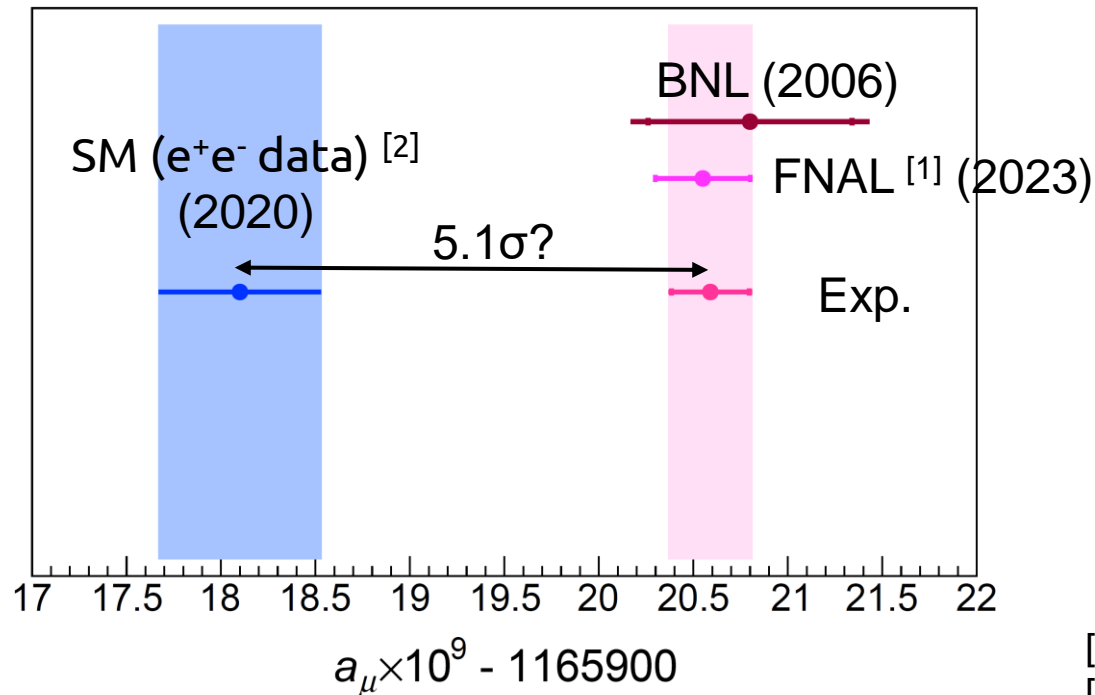


[1] [DPRL 131 161802 \(2023\)](#)

[2] [Phys. Rept. 887, 1 \(2020\)](#)

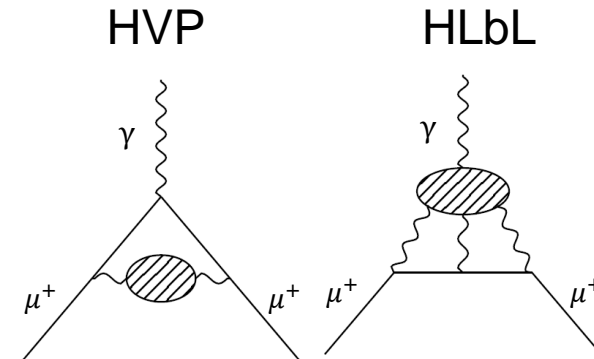
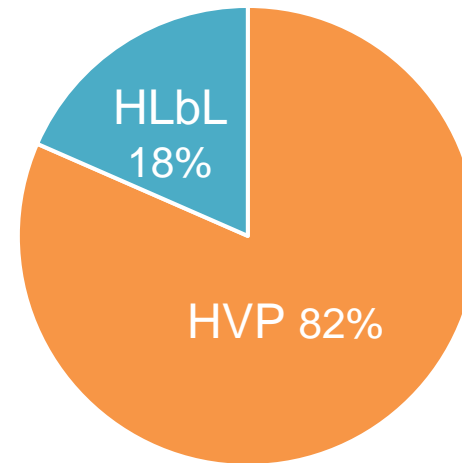
Recent situation in muon g-2 anomaly

- 5σ significance through new direct measurements from Fermilab
- Non-negligible uncertainty in theoretical predictions
 - Major uncertainty is derived from **Hadronic Vacuum Polarization (HVP)** term



$$a_\mu^{\text{SM}} = \frac{g_\mu - 2}{2} = a_\mu^{\text{QED}} + a_\mu^{\text{EW}} + a_\mu^{\text{HVP}} + a_\mu^{\text{HLbL}}$$

a_μ^{SM} uncertainty [2]

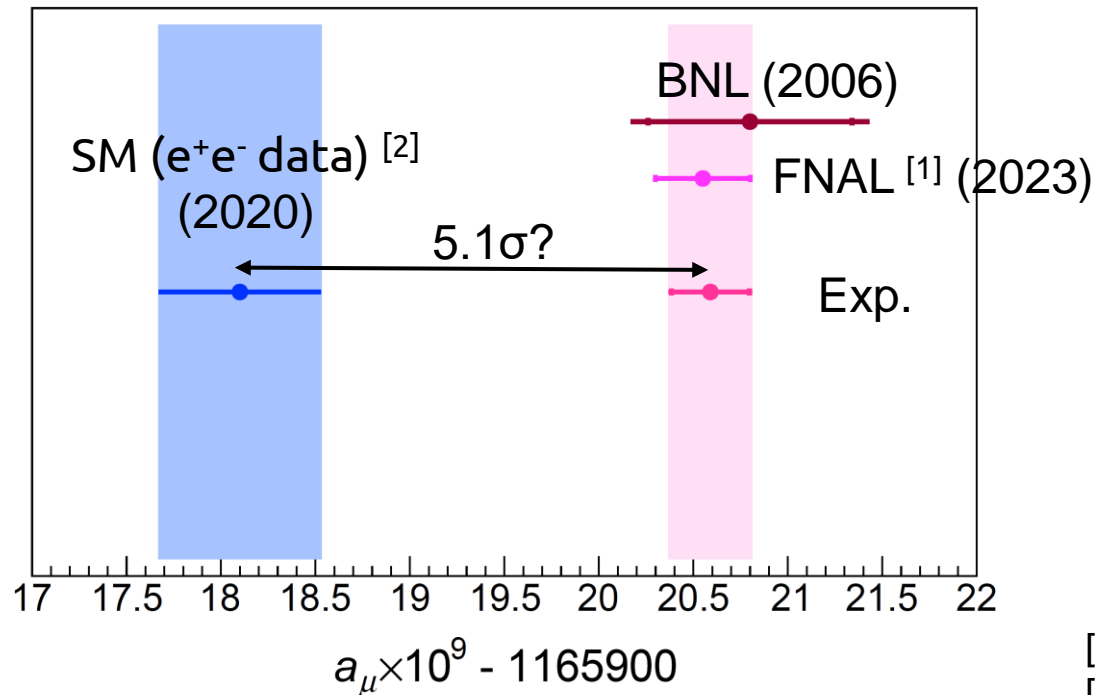


[1] [DPRL 131 161802 \(2023\)](#)

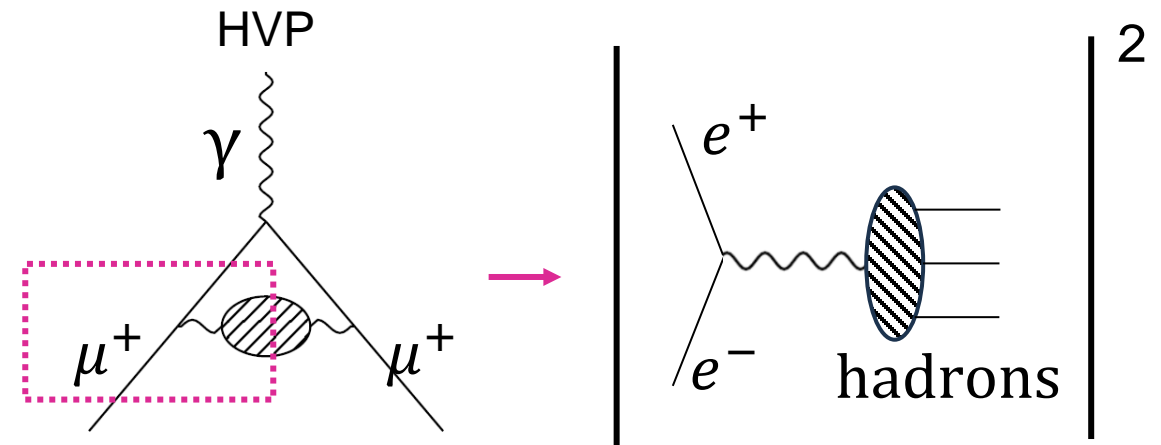
[2] [Phys. Rept. 887, 1 \(2020\)](#)

Recent situation in muon g-2 anomaly

- 5σ significance through new direct measurements from Fermilab
- Non-negligible uncertainty in theoretical predictions
 - Major uncertainty is derived from **Hadronic Vacuum Polarization (HVP)** term



HVP calculation with $ee \rightarrow \text{hadrons}$ data

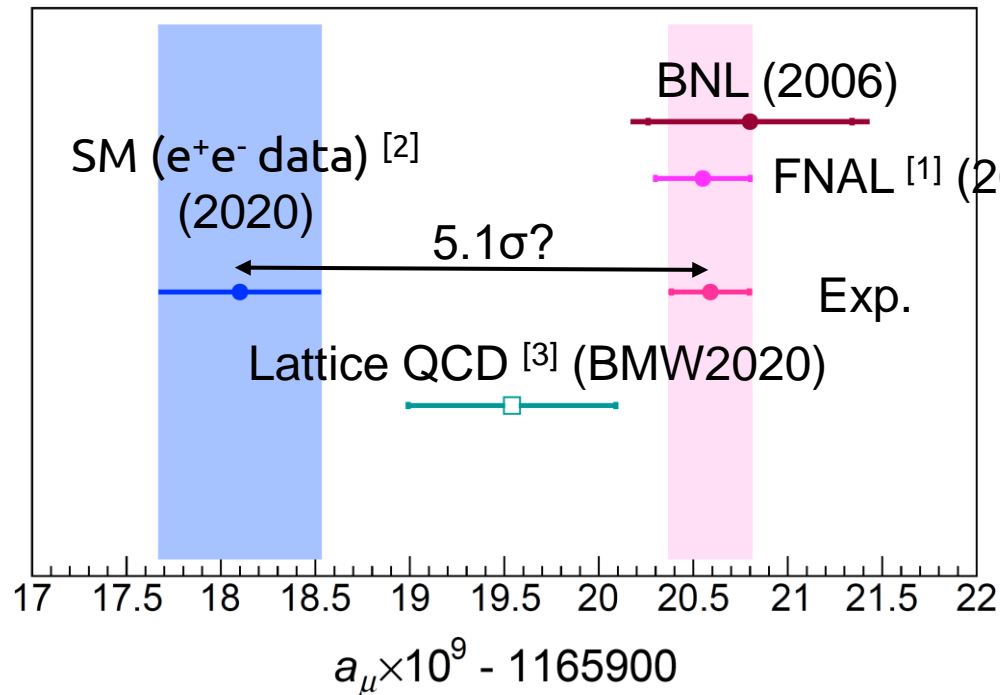


[1] [DPRL 131 161802 \(2023\)](#)

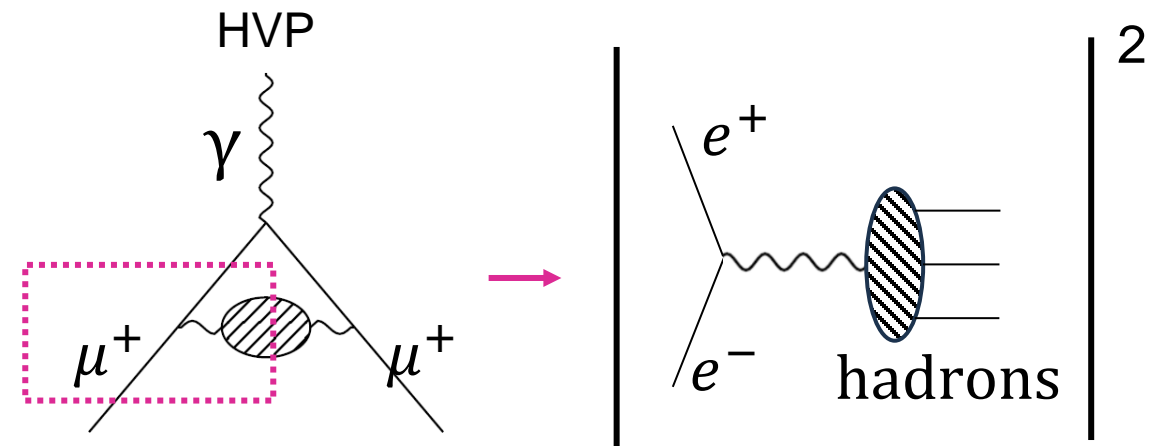
[2] [Phys. Rept. 887, 1 \(2020\)](#)

Recent situation in muon $g-2$ anomaly

- 5σ significance through new direct measurements from Fermilab
- Non-negligible uncertainty in theoretical predictions
 - Major uncertainty is derived from **Hadronic Vacuum Polarization (HVP)** term
 - HVP predictions are different depending on methods: **e^+e^- -data** vs **Lattice QCD**



HVP calculation with $ee \rightarrow$ hadrons data



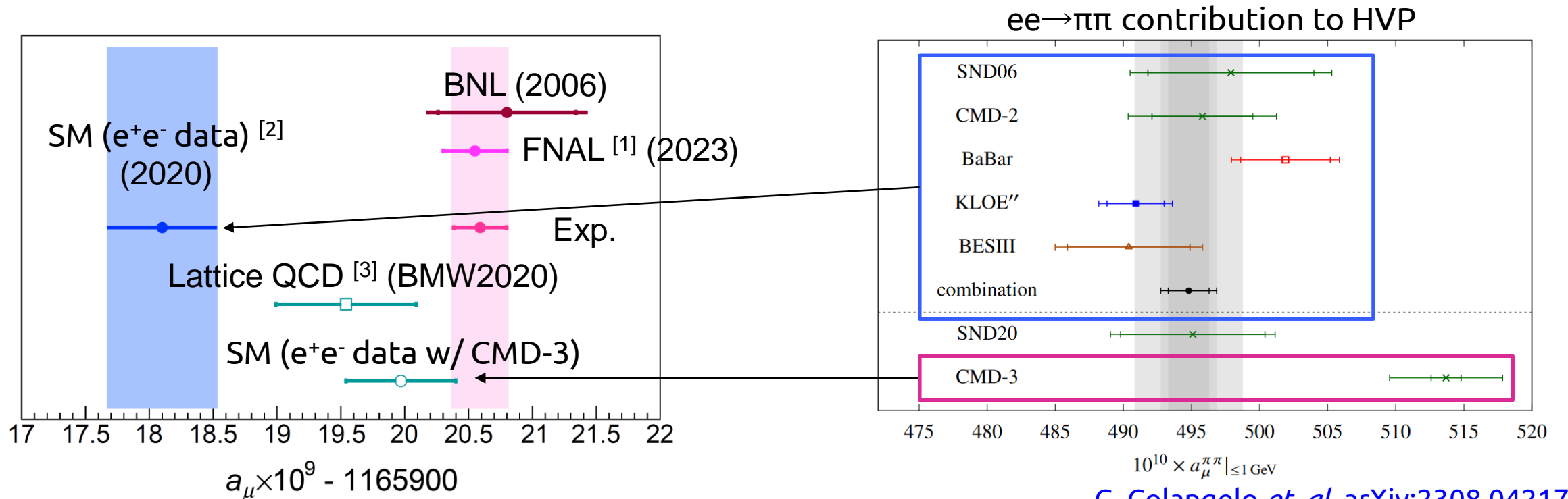
[1] [DPR L 131 161802 \(2023\)](#)

[2] [Phys. Rept. 887, 1 \(2020\)](#)

[3] [Nature 593, 7857 \(2021\)](#)

Recent situation in muon $g-2$ anomaly

- ❑ 5σ significance through new direct measurements from Fermilab
- ❑ Non-negligible uncertainty in theoretical predictions
 - ❑ Major uncertainty is derived from **Hadronic Vacuum Polarization (HVP)** term
 - ❑ HVP predictions are different depending on methods: **e^+e^- data** vs **Lattice QCD**
 - ❑ Differences among e^+e^- experiments are also non-negligible
- ❑ Validation by independent experiments is important in HVP prediction

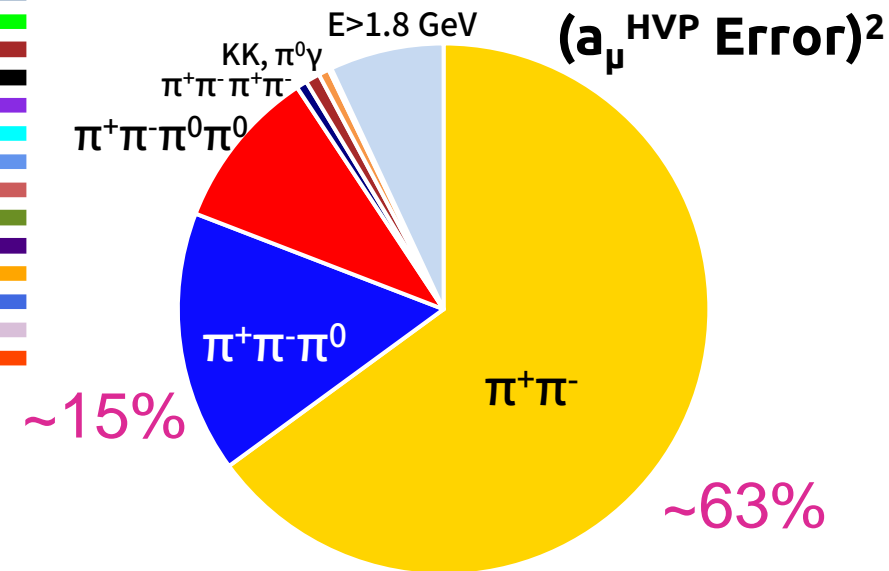
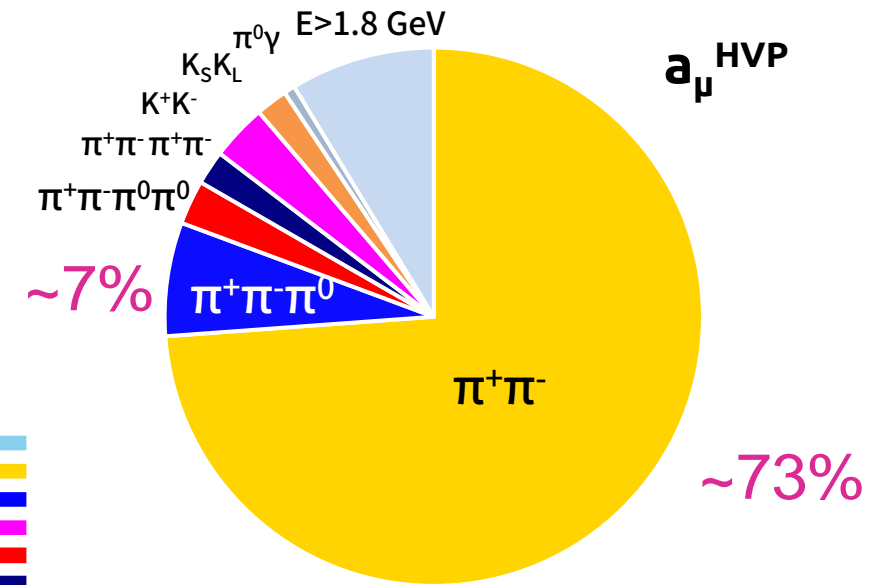
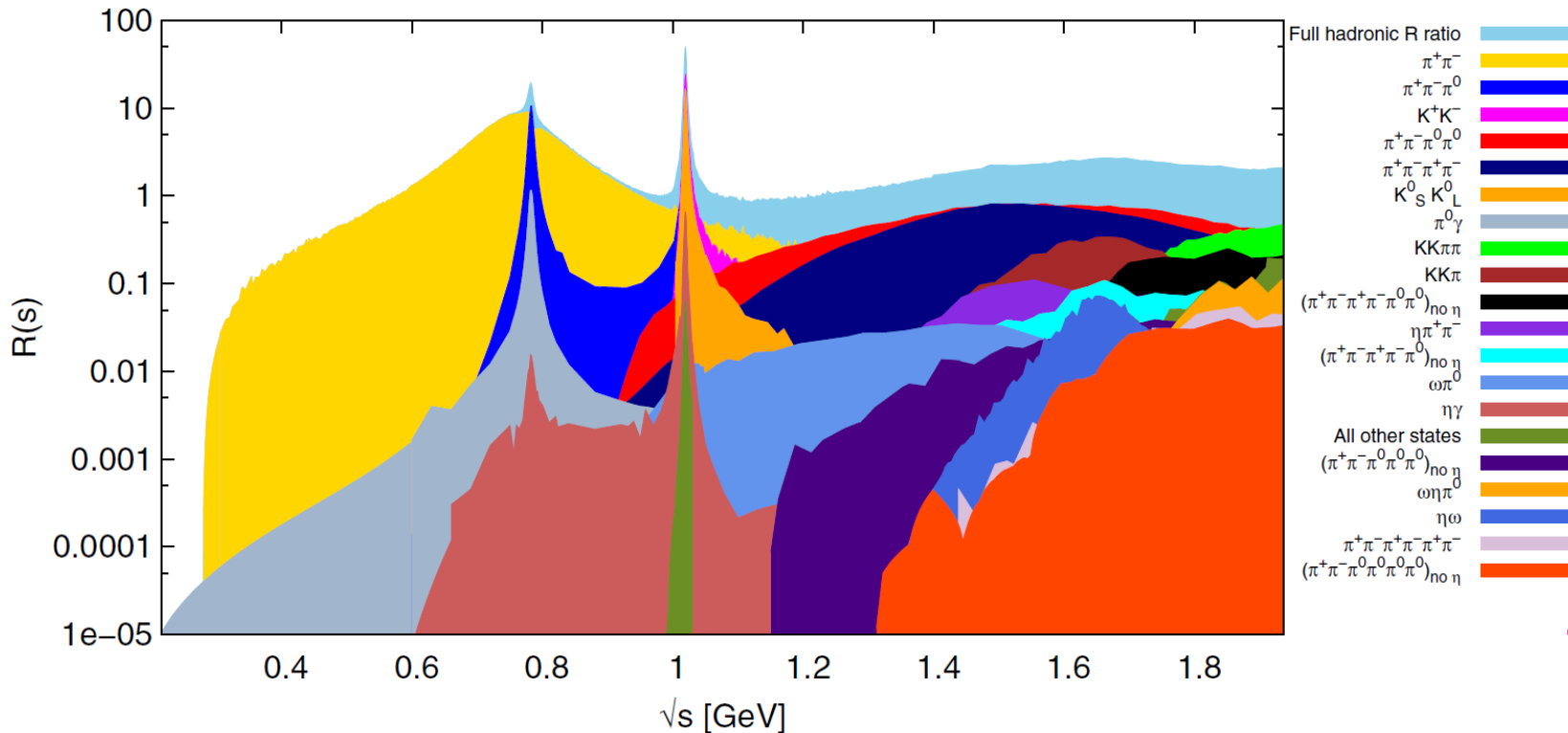


Cross section measurements of exclusive channels

Leading order HVP contribution

$$a_{\mu}^{\text{HVP,LO}} = \left(\frac{\alpha}{3\pi}\right)^2 \int_{m_{\pi}^2}^{\infty} \frac{\widehat{K}(s) \sigma(e^+e^- \rightarrow \text{hadrons})}{s^2 \sigma(e^+e^- \rightarrow \mu^+\mu^-)} ds$$

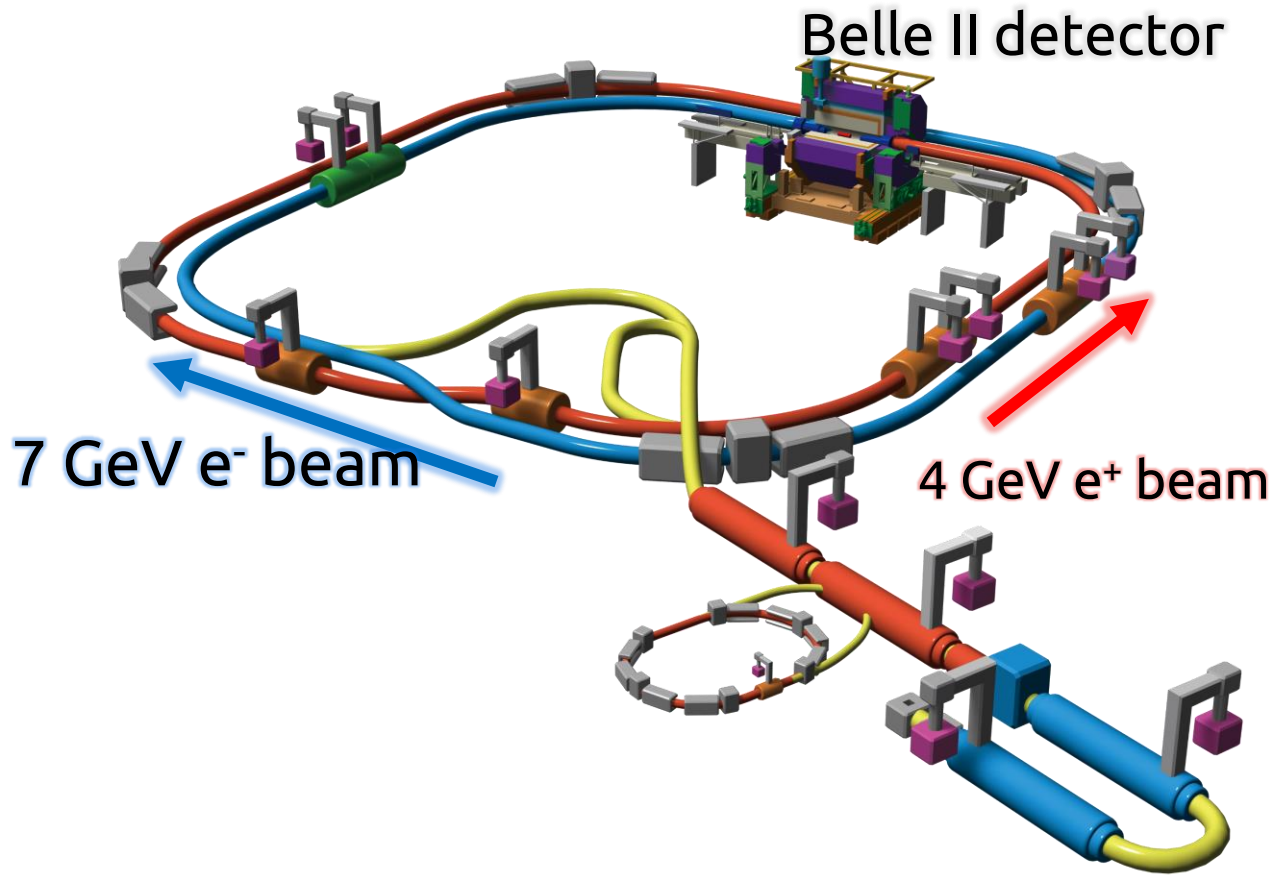
- Aiming to measure and verify cross sections at Belle II
- As a first step, we begin with $e^+e^- \rightarrow \pi^+\pi^-\pi^0$ channel



SuperKEKB/Belle II experiment

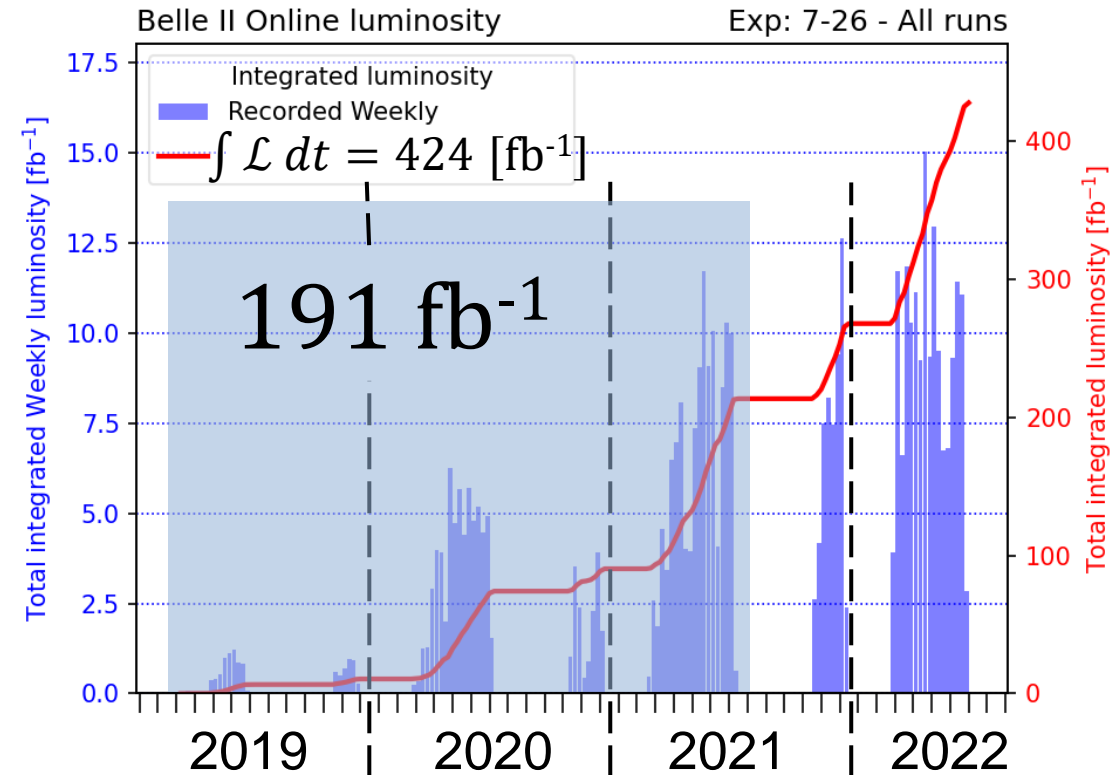
□ Asymmetric e^+e^- collider at KEK

- $\sqrt{s} = M(Y(4S)) = 10.58 \text{ GeV}$
- World record instantaneous luminosity : $4.7 \times 10^{34} /\text{cm}^2/\text{s}$
- ~90% data taking efficiency : $1\text{-}2 \text{ fb}^{-1}/\text{day}$



□ Used dataset in this analysis

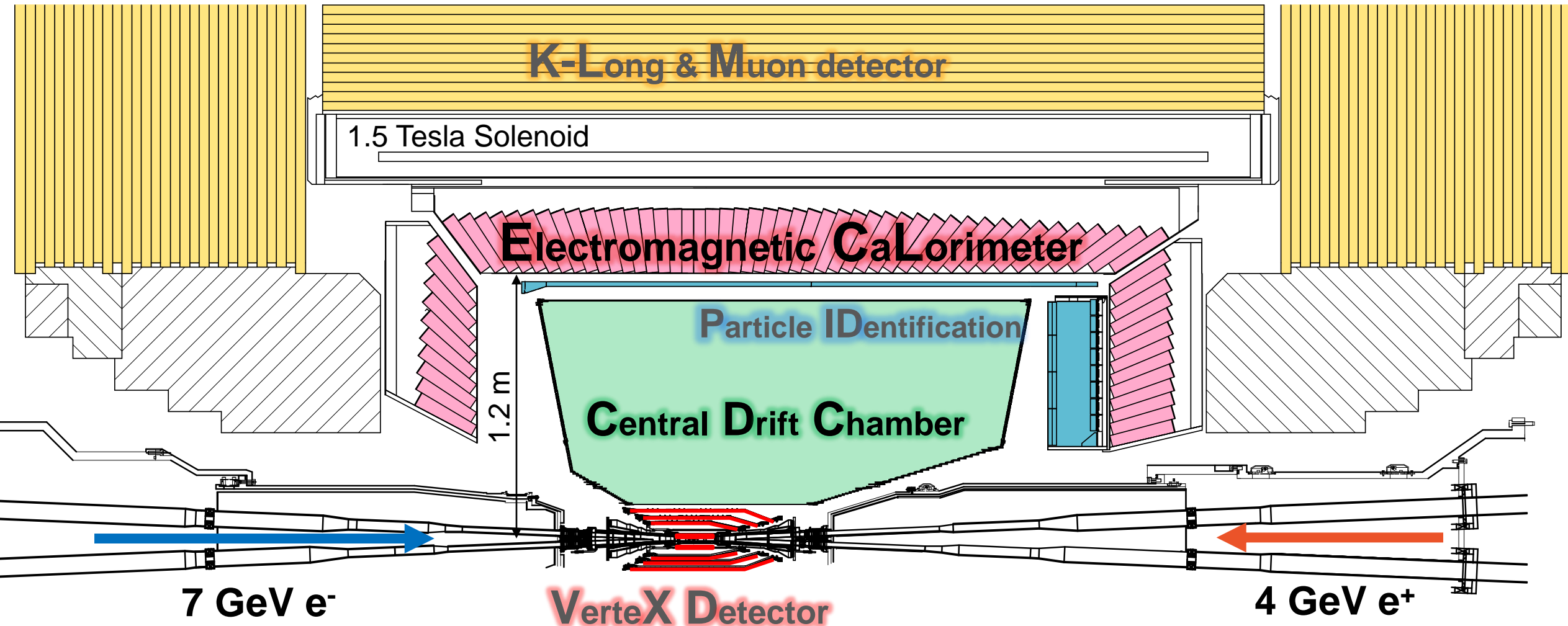
- 2019 - 2021 Summer dataset
- Integrated luminosity: 191 fb^{-1}
- A half of the collected data, 424 fb^{-1}



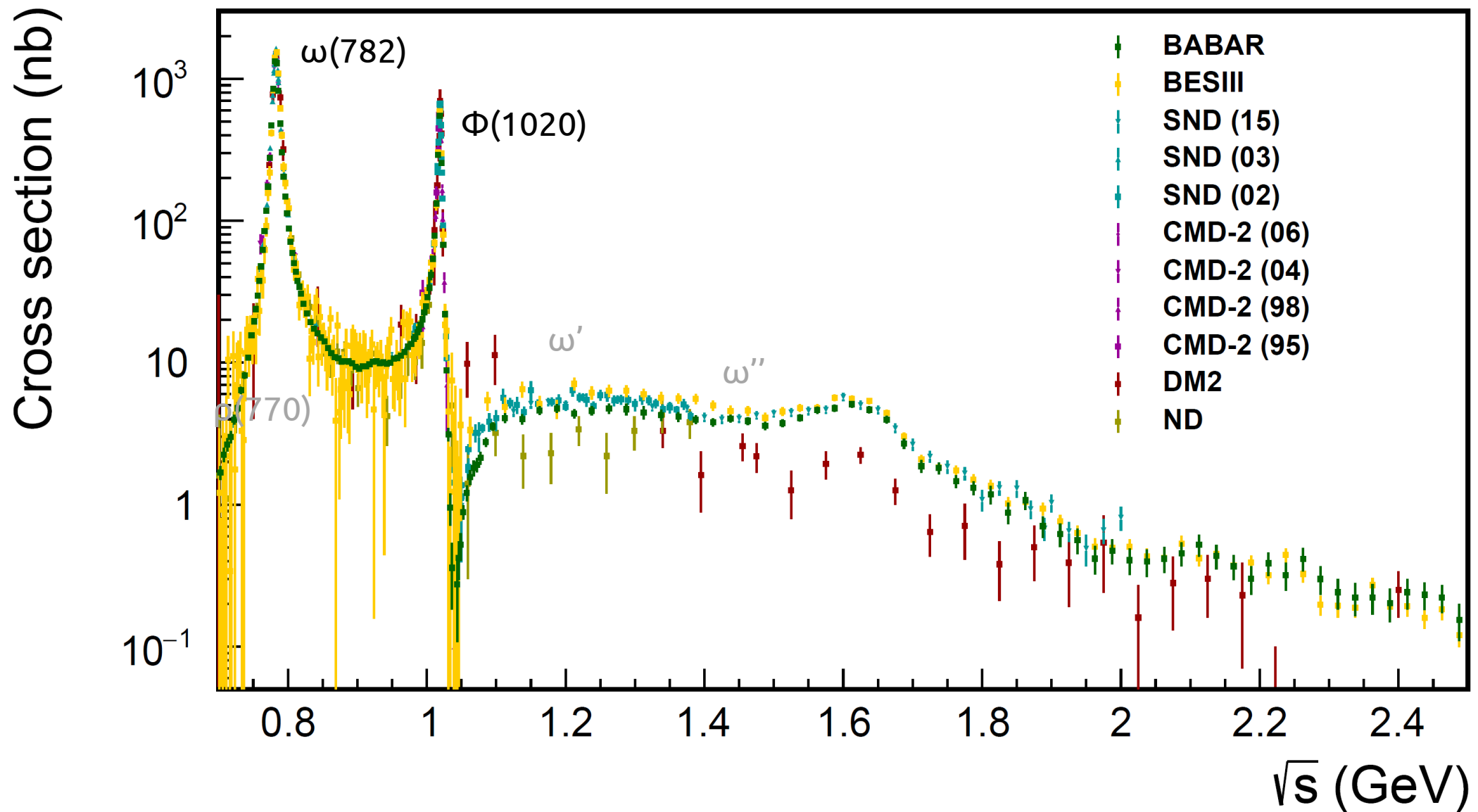
Belle II detector

Trigger & DAQ

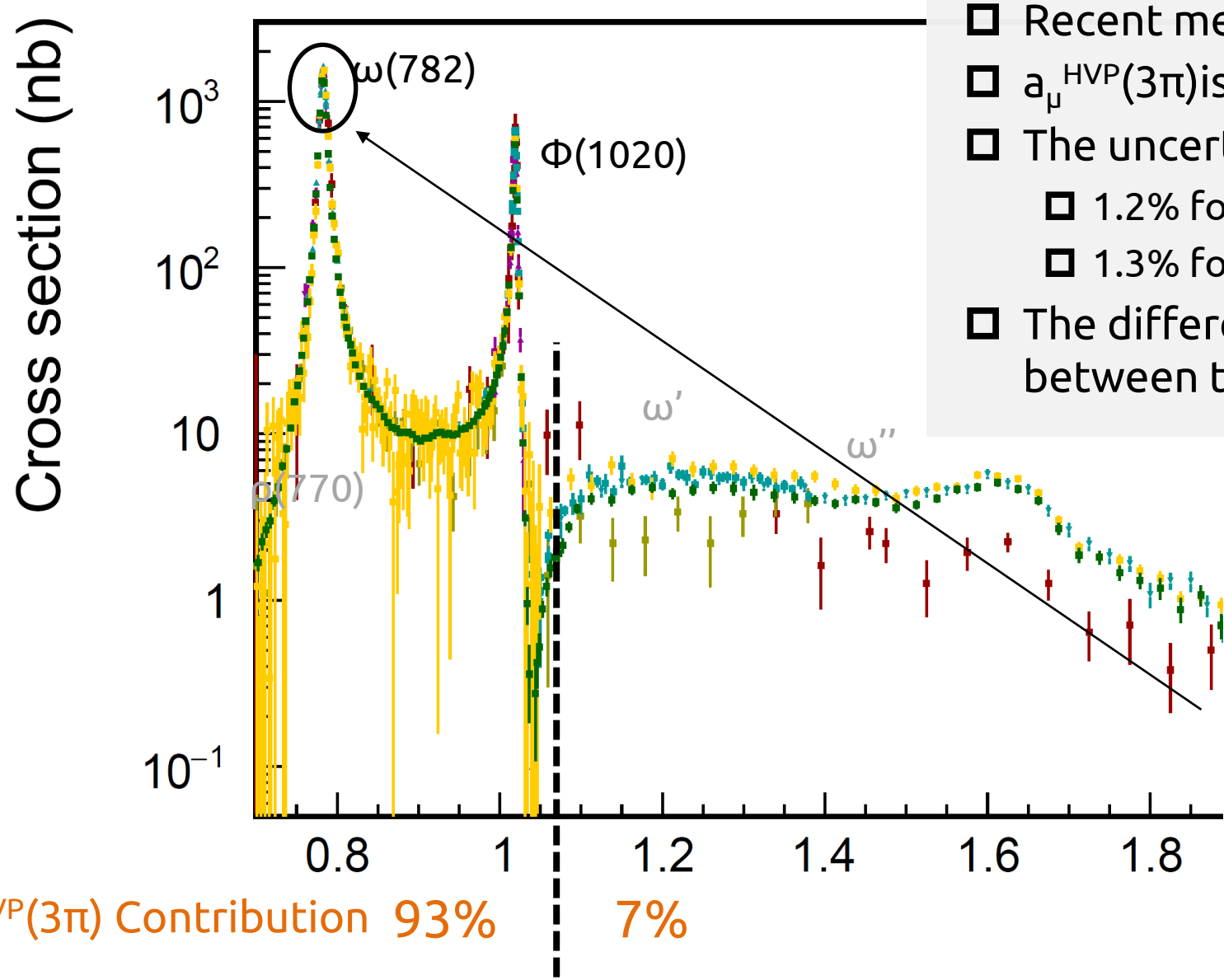
New calorimeter-based trigger enables light-hadron cross section measurements



Previous measurements for $e^+e^- \rightarrow \pi^+\pi^-\pi^0$

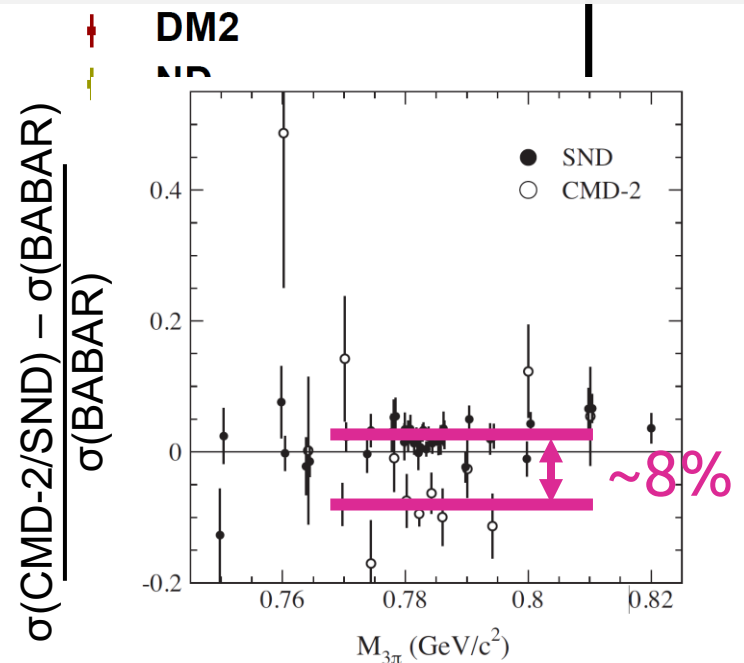


Previous measurements for $e^+e^- \rightarrow \pi^+\pi^-\pi^0$



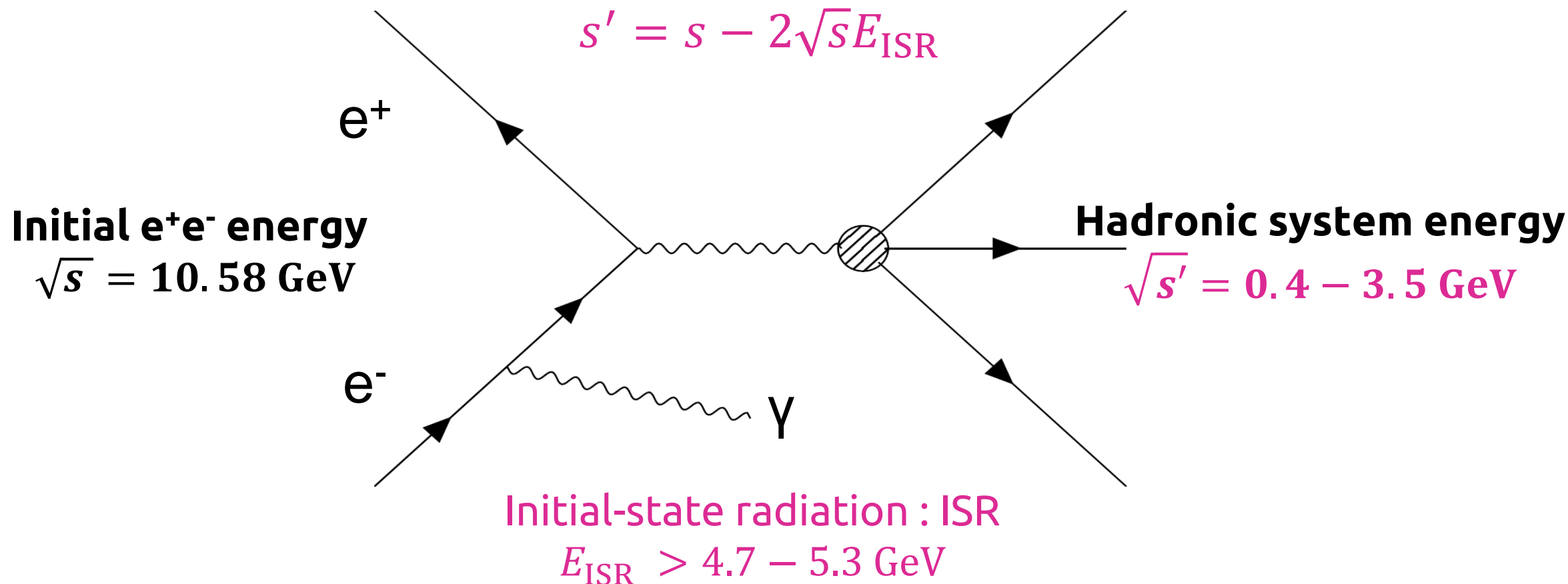
$a_\mu^{HVP}(3\pi)$ Contribution 93% 7%

- Recent measurements: BaBar, SND, CMD-2...
- $a_\mu^{HVP}(3\pi)$ is dominated by ω and Φ resonances
- The uncertainty of $a_\mu(3\pi)$:
 - 1.2% for the global fit
 - 1.3% for BABAR alone
- The difference in the cross section between the experiments below 1.1 GeV



Radiative return method

- Measure the cross section in the energy range 0.4-3.5 GeV at fixed e^+e^- energy collision
- Use a process associated with energetic ISR emission
 - Only less than 10% of ISR photons are emitted into detector acceptance



Analysis overview

$$\begin{array}{c}
 \text{Cross section} \\
 \sigma_{3\pi}(M(3\pi)) \\
 \text{3}\pi \text{ mass}
 \end{array}
 = \frac{\text{Signal spectrum } N_{\text{signal}}}{\text{Efficiency } \varepsilon(M(3\pi)) \cdot \text{Integrated luminosity } L_{\text{eff}}(M(3\pi))}$$

- Target : $\delta a_{\mu}^{3\pi}/a_{\mu}^{3\pi} \sim 2\%$ with 191 fb^{-1} data
- Key items
 - Event selection to extract $e^+e^- \rightarrow \pi^+\pi^-\pi^0\gamma_{\text{ISR}}$ process
 - Background suppression and estimation
 - Unfolding to mitigate detector resolution
 - Efficiency corrections between data and simulation
- Blind analysis
 - Study of analytical methods using MC before examining data

Analysis outline

- Event selection
- Background estimation
- Signal extraction
- Unfolding
- Efficiency estimation
- Cross section and a_μ calculation

$e^+e^- \rightarrow \pi^+\pi^-\pi^0\gamma_{\text{ISR}}$ selection

Reconstruct Two tracks + three photons : $e^+e^- \rightarrow \pi^+\pi^-\pi^0\gamma_{\text{ISR}} \rightarrow \pi^+\pi^-\gamma\gamma\gamma_{\text{ISR}}$

π^\pm

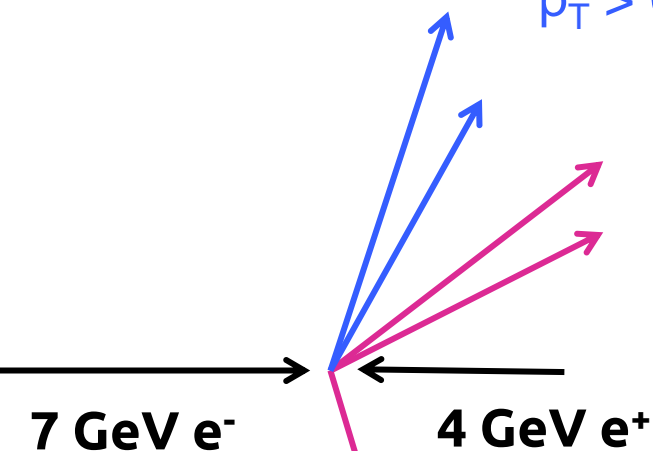
- From interaction point
- Transverse momentum
 $p_T > 0.2 \text{ GeV}/c$

π^0 -decay photons

- $E > 100 \text{ MeV}$
- $M(\gamma\gamma) < 1 \text{ GeV}/c^2$
[Wide mass range for π^0 mass fit]

ISR photon

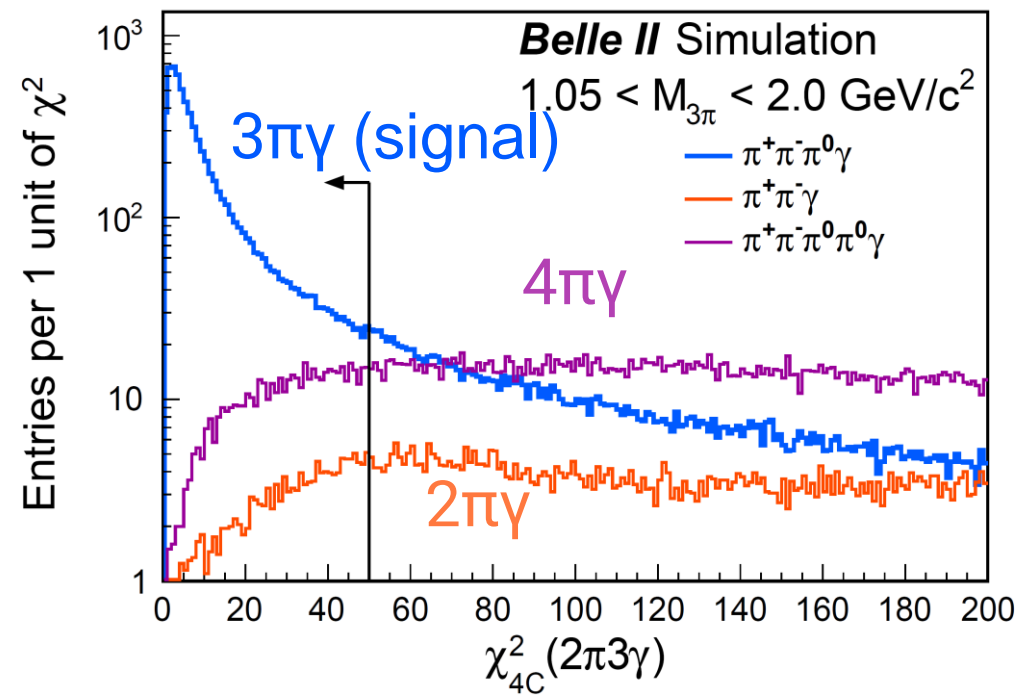
- $E^{\text{CMS}} > 2 \text{ GeV}$
- In barrel ECL for trigger



□ Four-vector kinematic fit (4C-KFit)

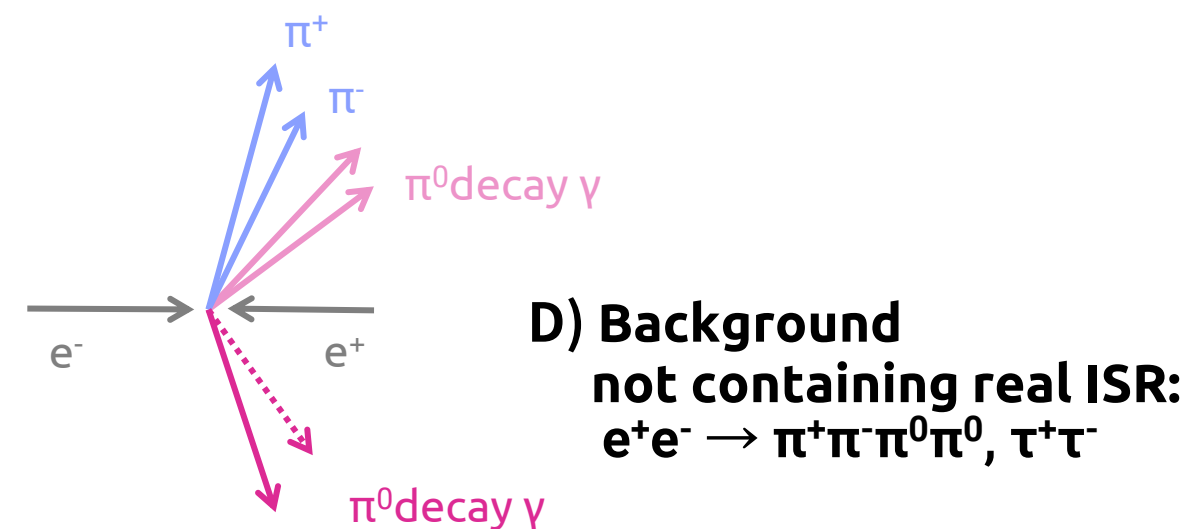
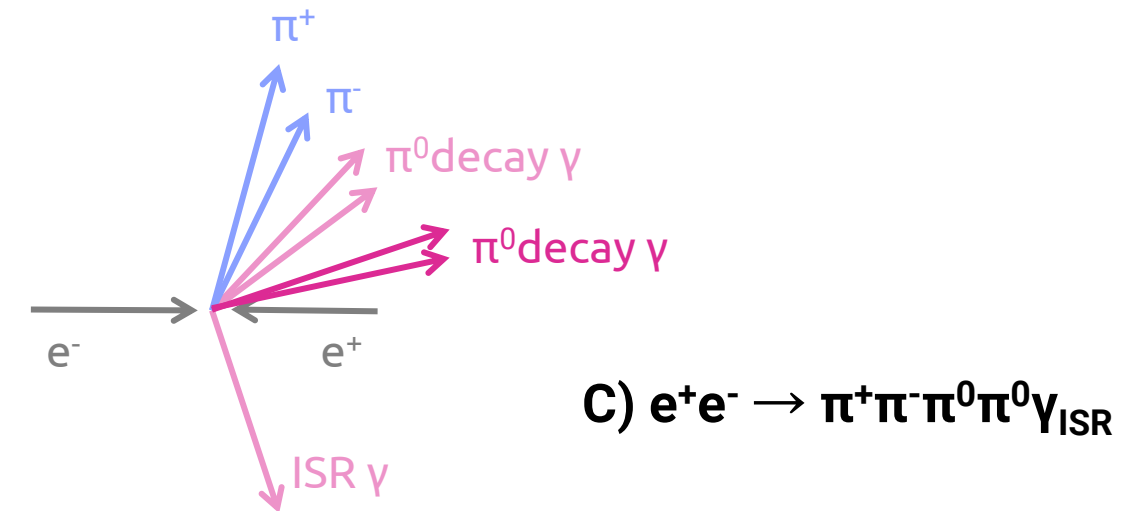
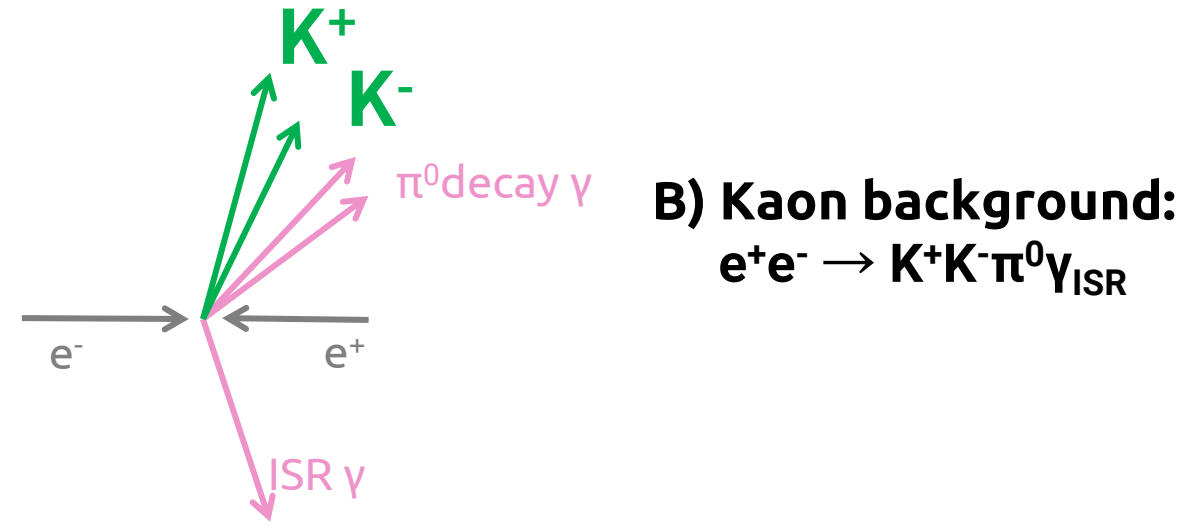
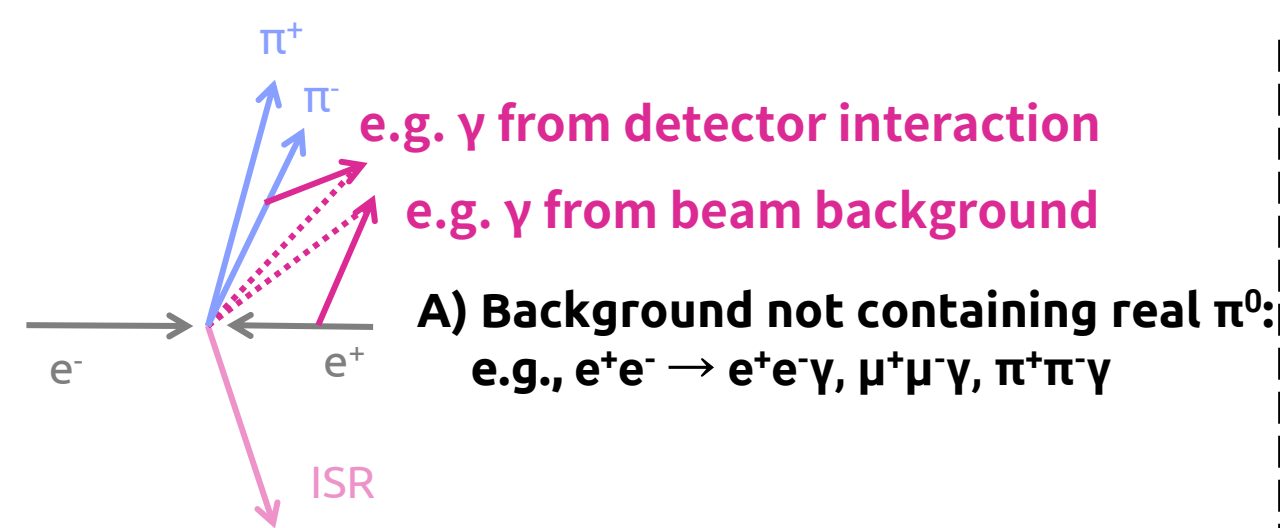
- Fit to positions and momenta
- Constrain to initial e^+e^- four-momentum
- Select small χ^2 to extract signal-like event

4C-Kfit χ^2 distribution (MC)



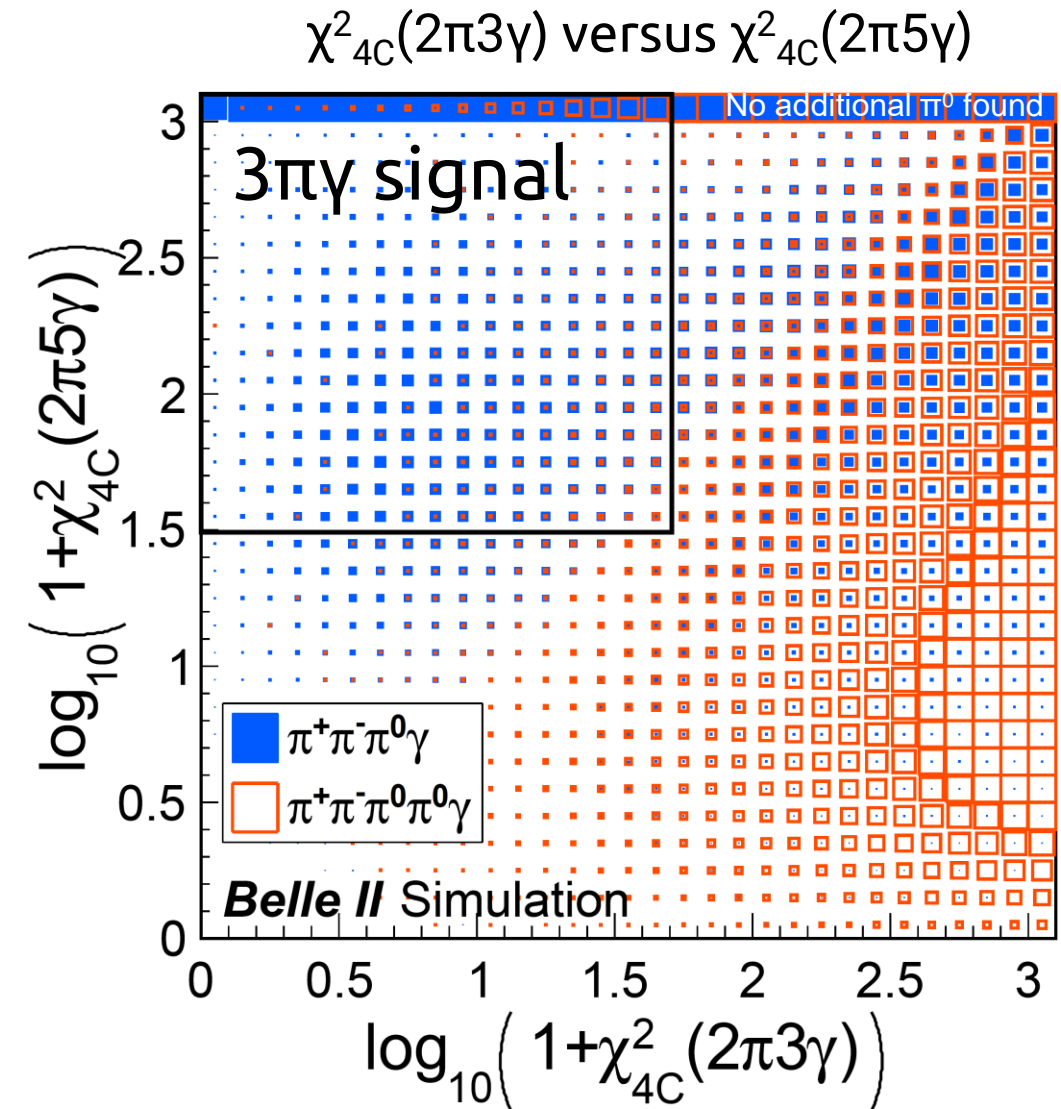
$e^+e^- \rightarrow \pi^+\pi^-\pi^0\gamma_{\text{ISR}}$ selection: Background suppression

Apply background suppression criteria to **reduce remaining backgrounds**



Background suppression (1)

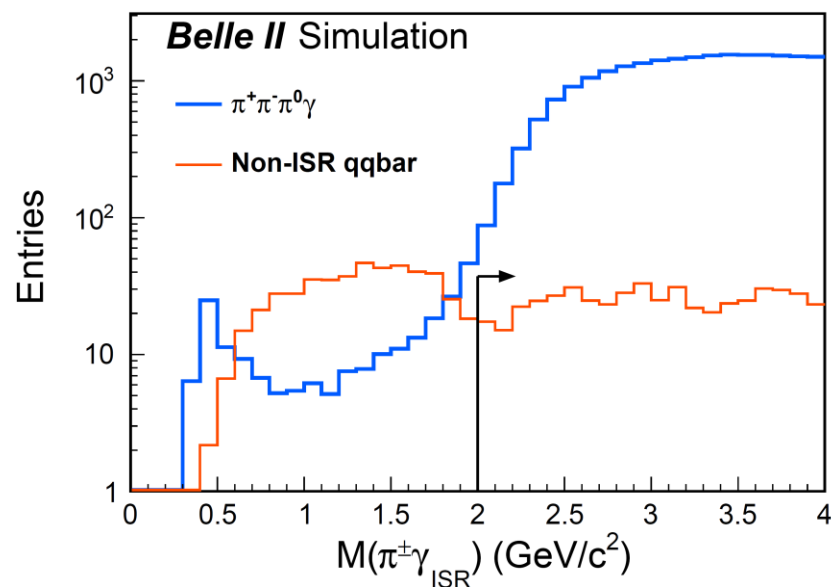
- A) Background not containing real π^0 : $e^+e^- \rightarrow e^+e^-\gamma, \pi^+\pi^-\gamma, \mu^+\mu^-\gamma$
- Pion/Electron ID > 0.1
 - $M^2_{\text{recoil}}(\pi^+\pi^-) > 4 \text{ GeV}^2/c^4$
- B) Charged kaon : $e^+e^- \rightarrow K^+K^-\pi^0\gamma$
- Pion/Kaon ID $L(\pi/K) > 0.1$
- C) $e^+e^- \rightarrow \pi^+\pi^-\pi^0\pi^0\gamma$
- Reconstruct $\pi^+\pi^-\pi^0\pi^0\gamma$ (with additional π^0)
 - 4C kinematic fit under $\pi^+\pi^-\pi^0\pi^0\gamma$ ($2\pi 5\gamma$) hypothesis, and $\chi^2_{4C}(2\pi 5\gamma) > 30$



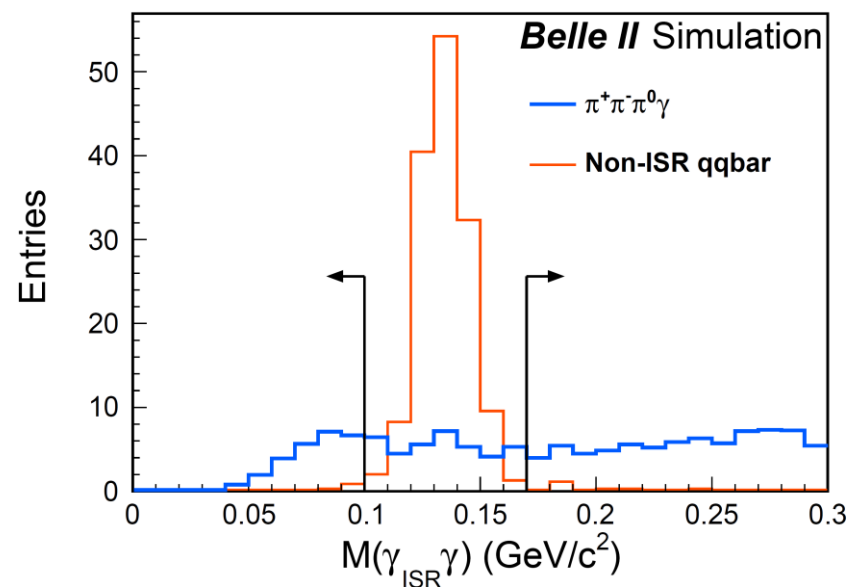
Background suppression (2)

- D) Background not containing real ISR : Non-ISR qqbar (dominated by $\pi^+\pi^-\pi^0\pi^0$) and $\tau^+\tau^-$
- $M(\pi^\pm\gamma_{\text{ISR}}) > 2 \text{ GeV}/c^2$ to reduce high momentum $\rho^\pm \rightarrow \pi^+\pi^0$
 - $M(\gamma_{\text{ISR}}\gamma)$ cut to reduce ISR candidate from π^0 -decay photon
 - Cluster shape cut to reduce ISR-like photon in which two photons from π^0 are merged

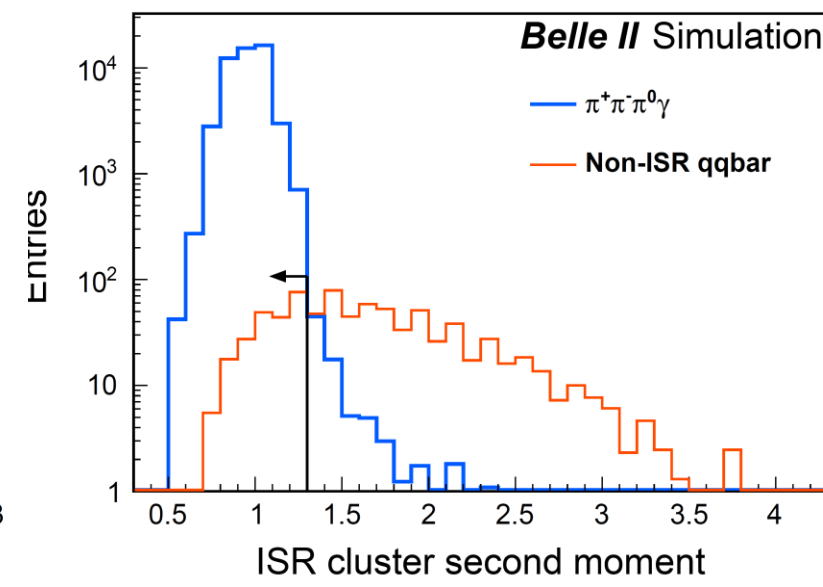
i) $M(\pi^\pm\gamma_{\text{ISR}})$ cut



ii) $M(\gamma_{\text{ISR}}\gamma)$ cut



iii) ISR photon cluster shape cut



After applying all selection criteria

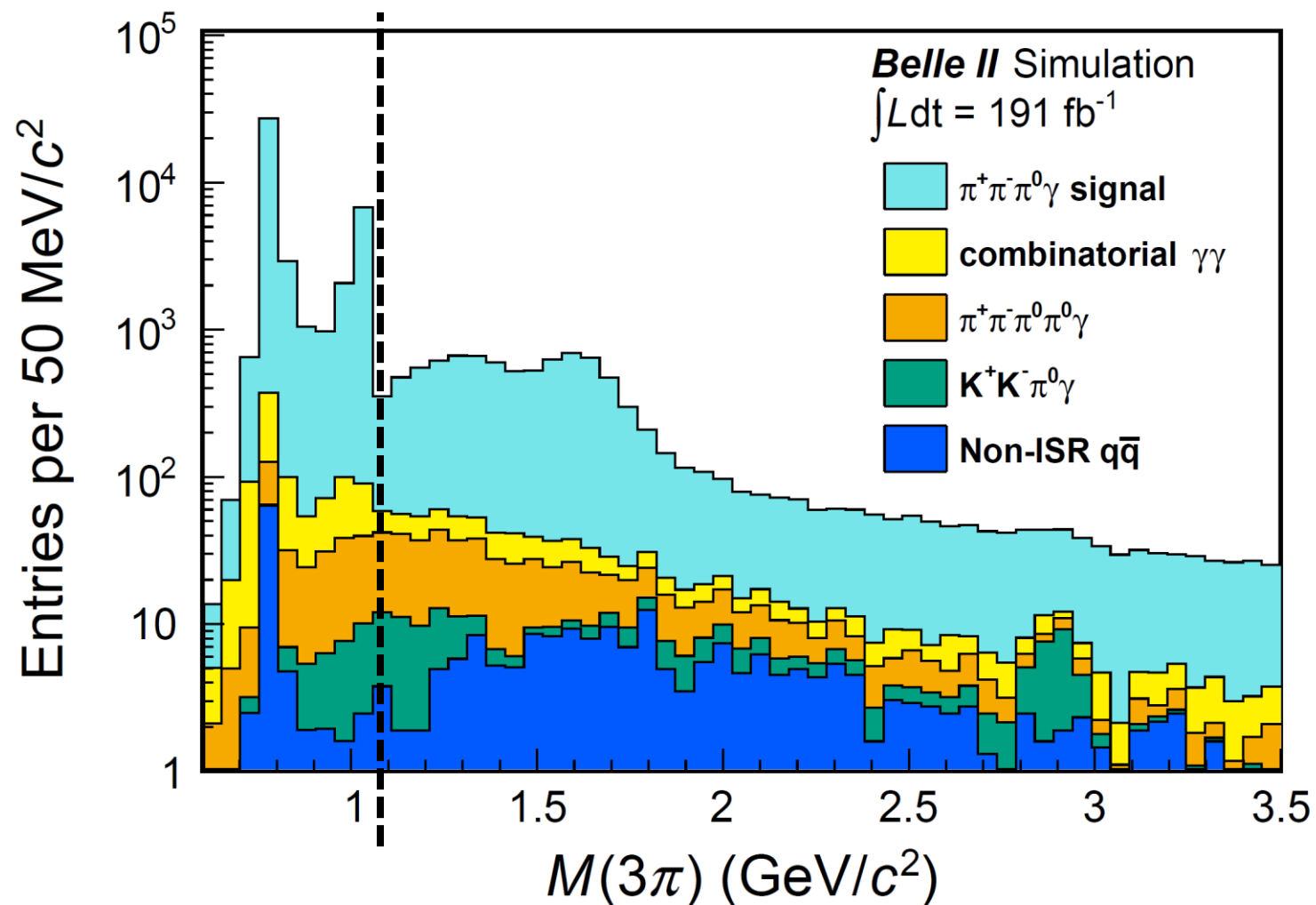
$M(3\pi) < 1.05 \text{ GeV}/c^2$

Combinatorial $\gamma\gamma$ background is dominant bkg.

Signal purity is 98%

$M(3\pi) > 1.05 \text{ GeV}/c^2$

$\pi^+\pi^-\pi^0\pi^0\gamma$ background is dominant bkg.



Analysis outline

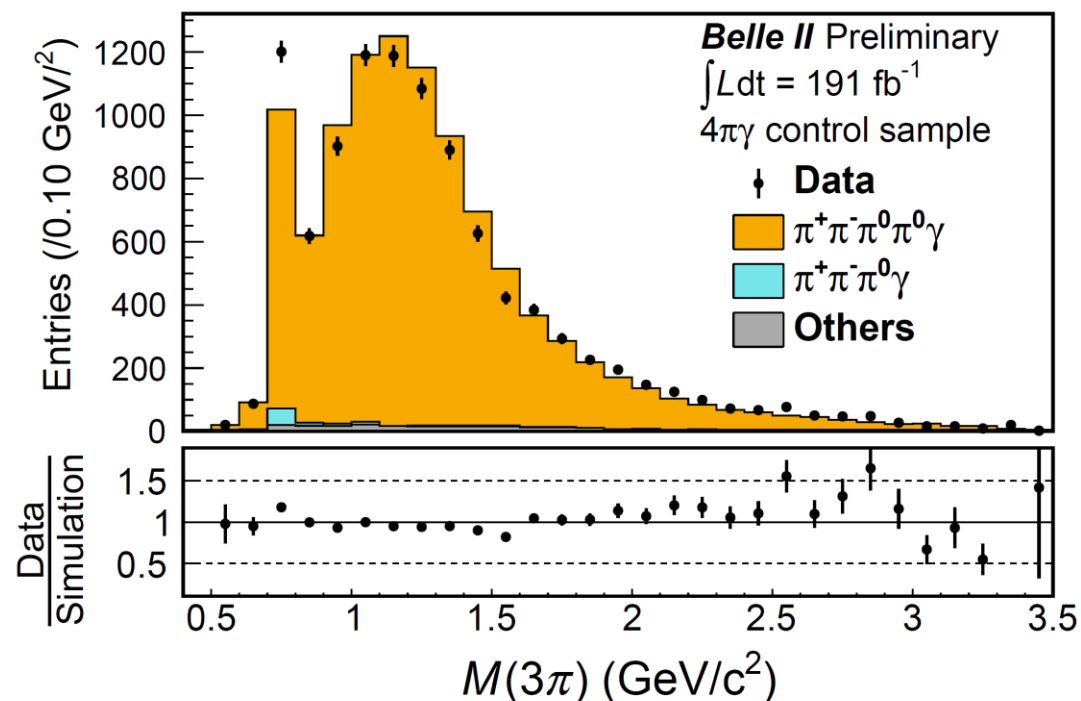
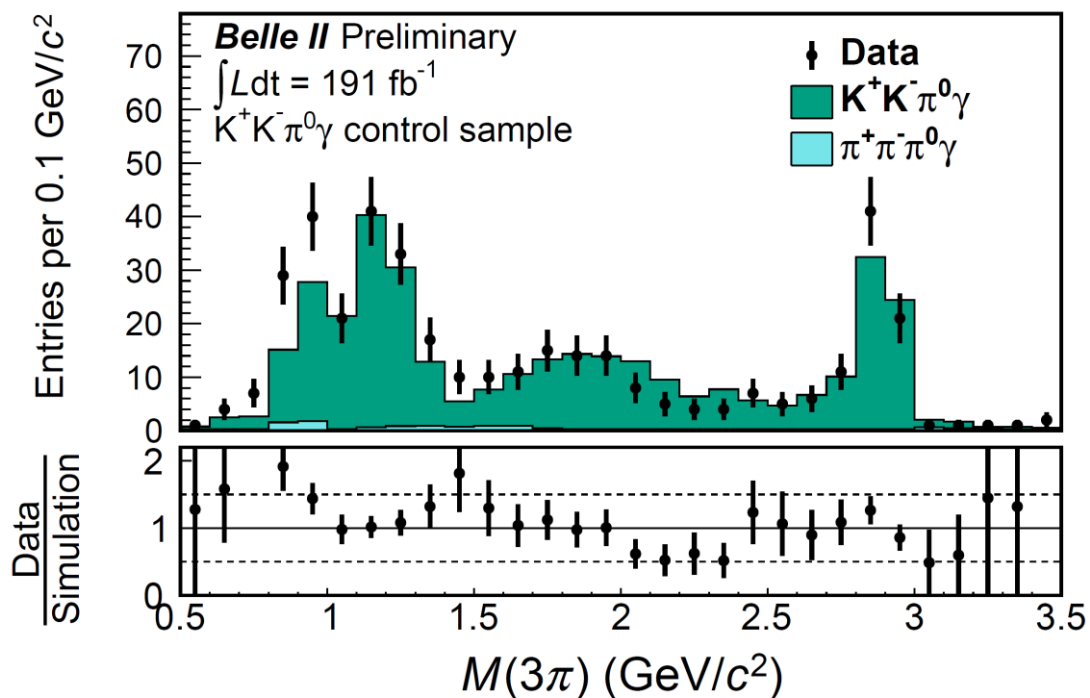
- Event selection
- Background estimation
- Signal extraction
- Unfolding
- Efficiency estimation
- Cross section and a_μ calculation

Background estimation

Estimate by determining a mass-dependent data-MC scale factor using a **control sample**.

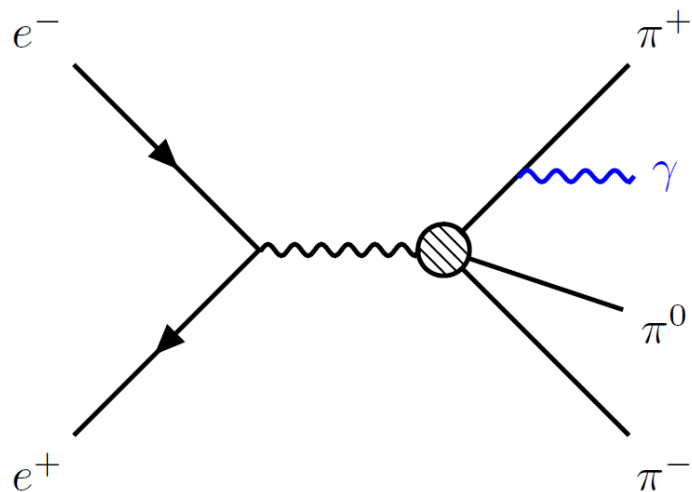
$$N_{\text{Signal}}^{\text{data}} = N_{\text{Signal}}^{\text{MC}} \cdot \frac{N_{\text{Control}}^{\text{data}}}{N_{\text{Control}}^{\text{MC}}}$$

- $e^+e^- \rightarrow K^+K^-\pi^0\gamma$: Invert π/K -ID $L(\pi/K) > 0.1 \Rightarrow L(\pi/K) < 0.1$
- $e^+e^- \rightarrow \pi^+\pi^-\pi^0\pi^0\gamma$: Reconstruct $\pi^+\pi^-\pi^0\pi^0\gamma$ and select $\chi^2(4\pi\gamma) < 30$
- Non-ISR $q\bar{q}$: $0.10 < M(\gamma_{\text{ISR}}\gamma) < 0.17 \text{ GeV}$ / large cluster second moment



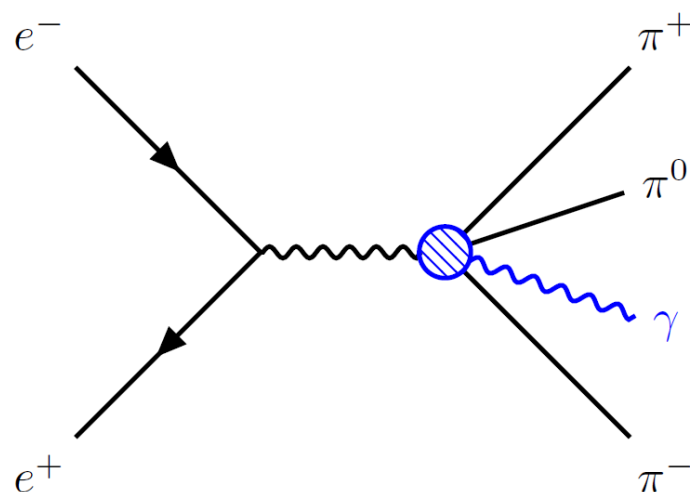
Final-state radiation background

- ❑ Difficult to reject FSR background or extract control sample
- ❑ Estimate FSR background using pQCD prediction based on the BABAR previous analysis [[PRD112003](#)]



FSR emission from final-state pions

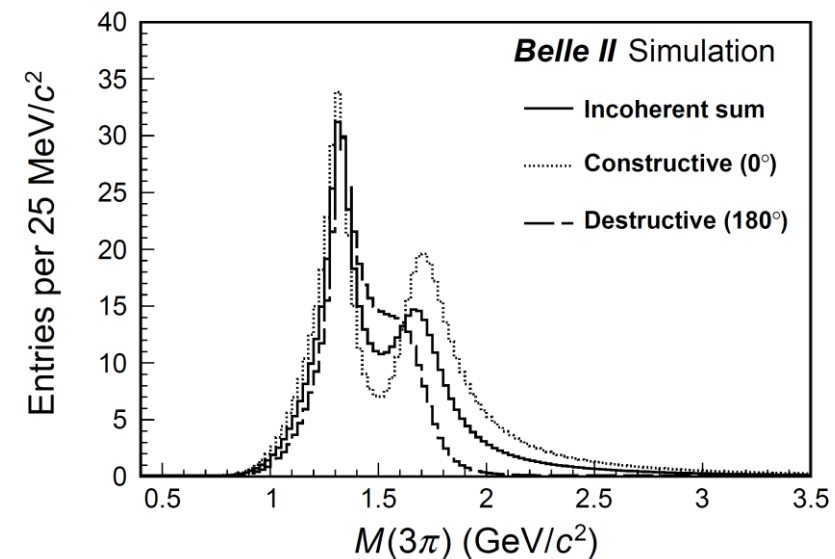
$\sim 0.001\text{fb} \rightarrow < 1$ event occur



FSR emission from the quark legs

$$\blacksquare e^+e^- \rightarrow M\gamma_{\text{FSR}} \rightarrow \pi^+\pi^-\pi^0\gamma_{\text{FSR}}$$

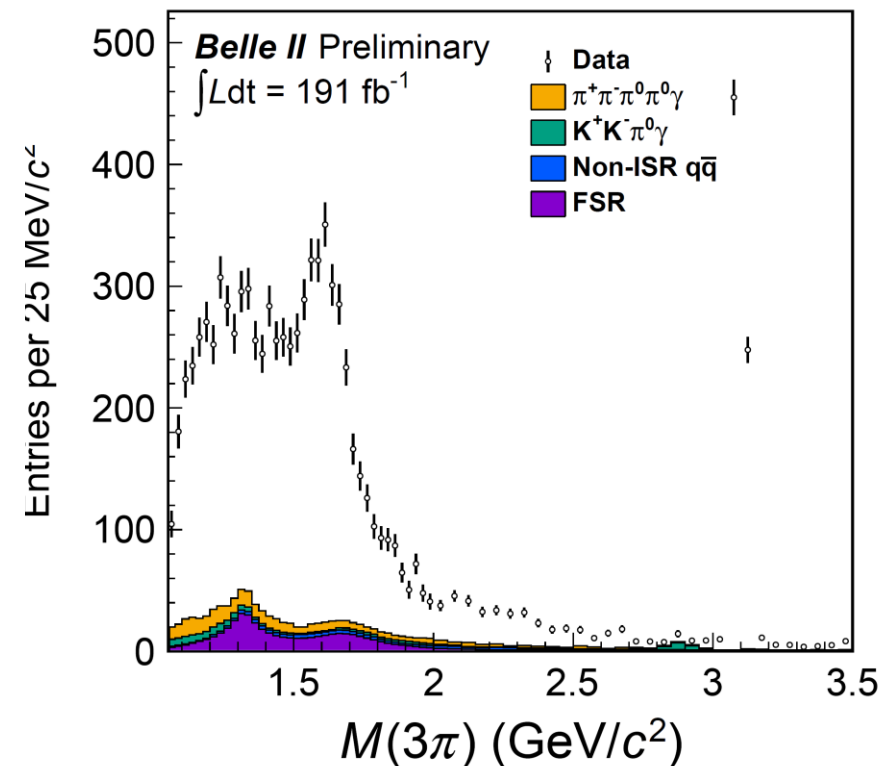
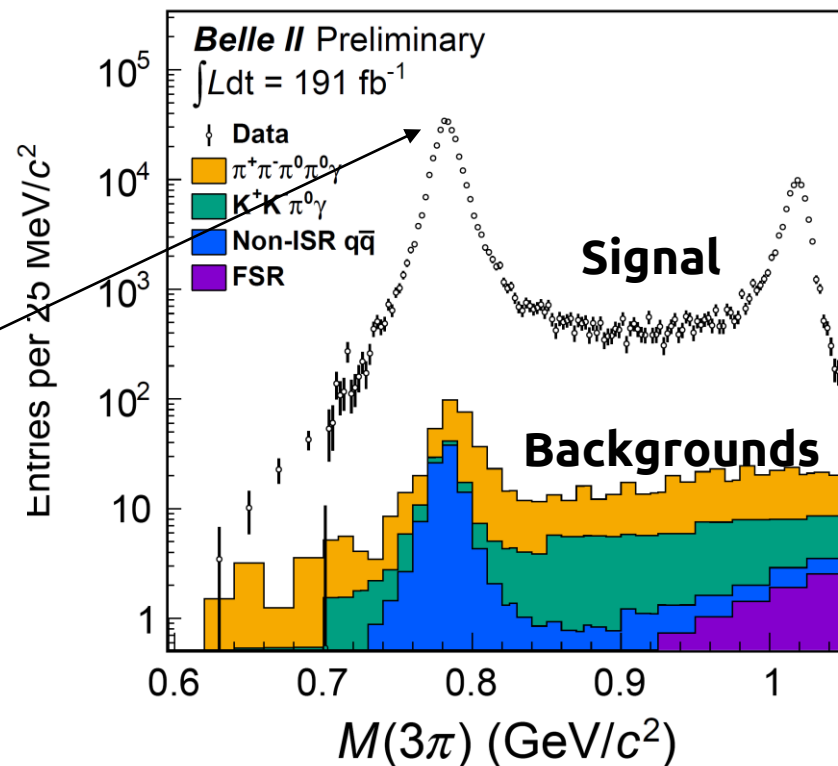
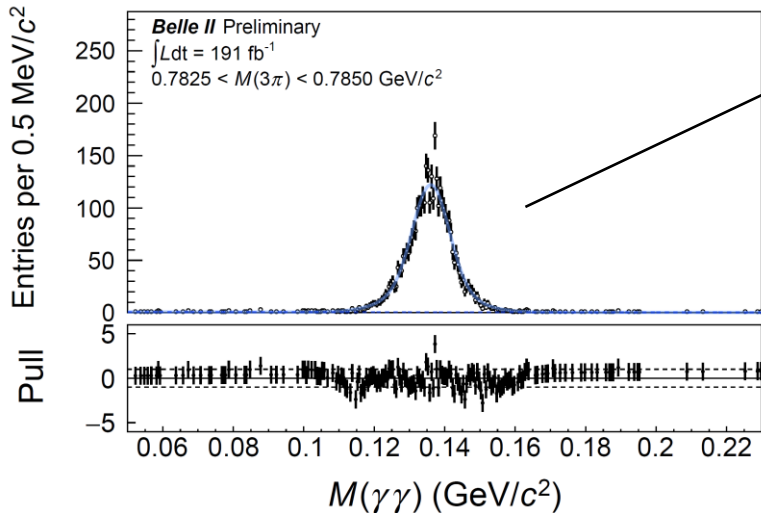
$M = \eta, a_1(1260), a_2(1320), a_1(1640), a_2(1700), a_1(1930), a_2(2030)$



Signal extraction

- Fit $M(\gamma\gamma)$ in each $M(3\pi)$ bin to remove the combinatorial background in $\gamma\gamma$
 - Signal: Gaussian + Novosibirsk function
 - Background: linear function
- Fit each bin of $M(3\pi)$ with fixed signal-shape parameters
- Signals were observed up to 0.62 GeV as the lower limit.

$M(\gamma\gamma)$ fit in one $M(3\pi)$ bin

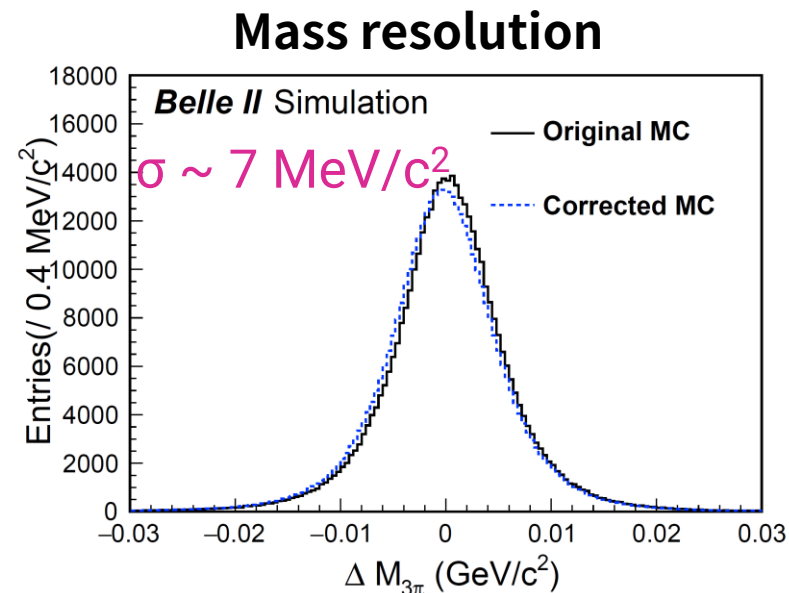
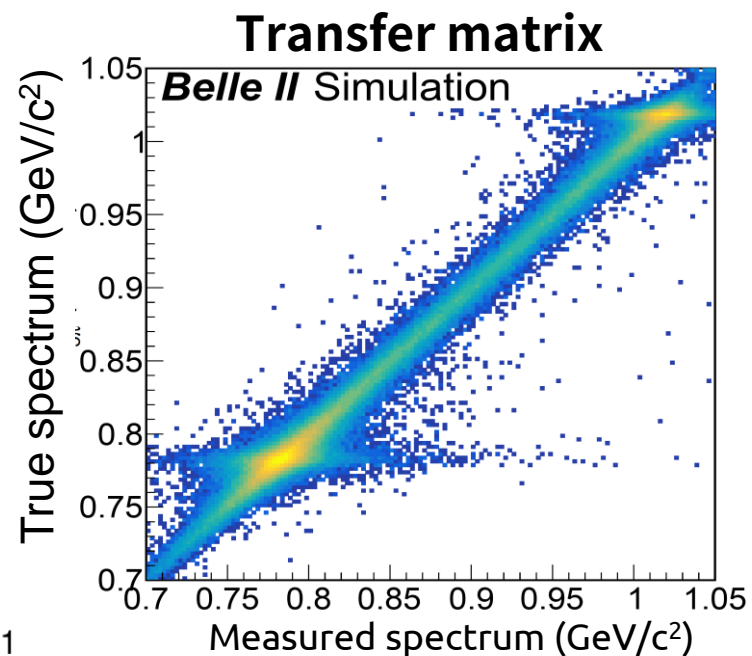
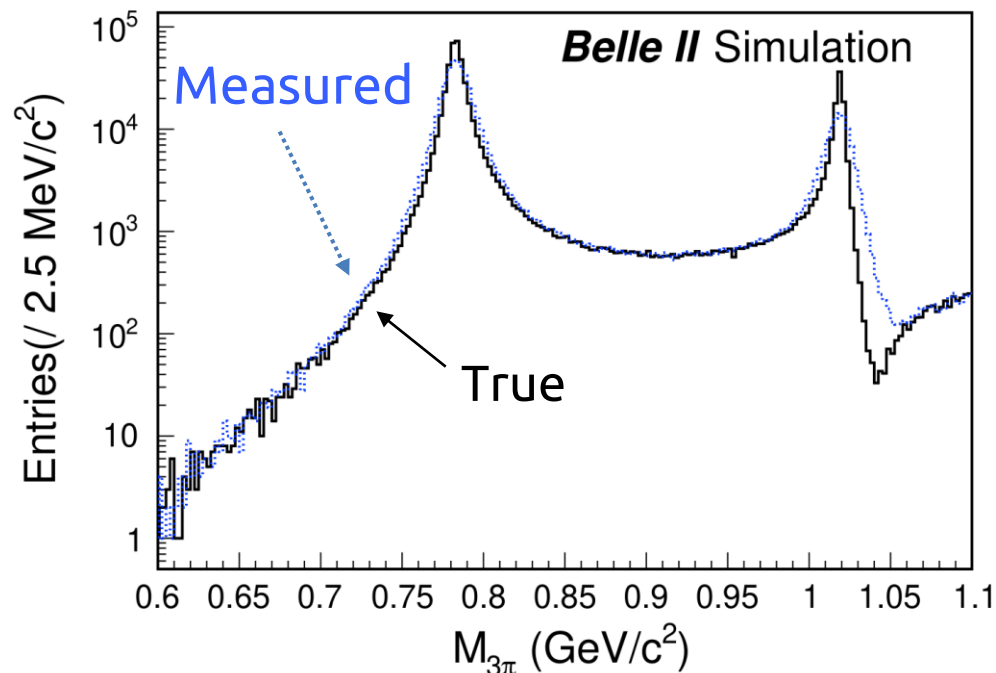


Analysis outline

- Event selection
- Background estimation
- Signal extraction
- **Unfolding**
- Efficiency estimation
- Cross section and a_μ calculation

Unfolding

- The signal spectrum is unfolded to **mitigate the effect of detector resolution**
 - Typically with a mass resolution around 7-10 MeV/c²
- The data-MC difference of mass bias and resolution is determined by a Gaussian convolution fit to the ω , Φ , and J/ψ resonances
 - Mass bias of 0.5-1.5 MeV/c², and resolution of about 1 MeV/c² is corrected



Analysis outline

- Event selection
- Background estimation
- Signal extraction
- Unfolding
- Efficiency estimation
- Cross section and a_μ calculation

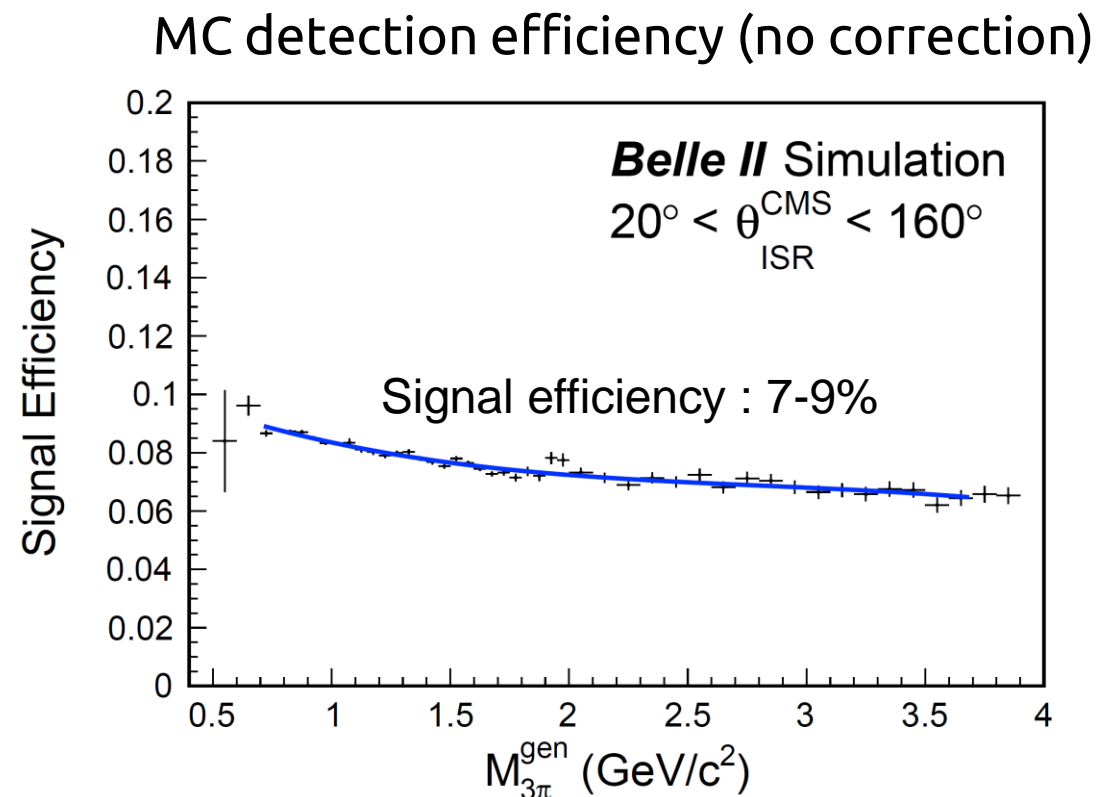
Signal efficiency and data-MC corrections

Efficiency $\varepsilon = \varepsilon_{\text{MC}} \prod_i (1 + \delta_i)$ Data-MC correction $\delta_i \sim O(1)\%$

□ 1st order signal efficiency is estimated using MC of the x10 larger statistics

□ Possible differences between data and MC are checked in data-driven way

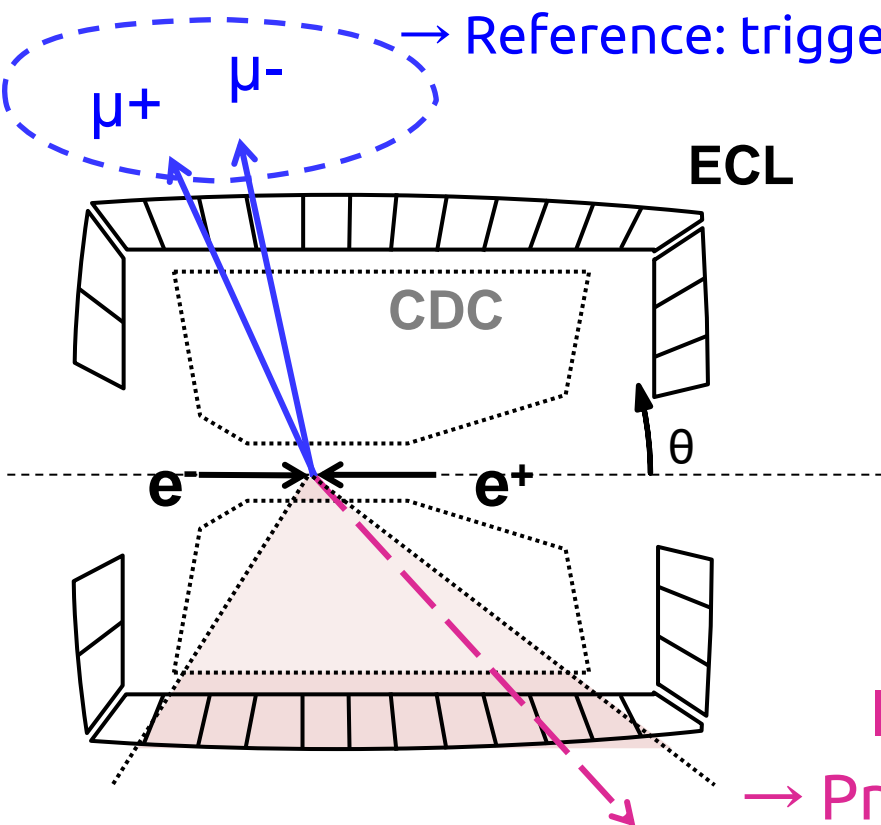
- Trigger efficiency
- Tracking efficiency
- ISR photon efficiency
- π^0 efficiency
- Selection efficiency
- Higher-order ISR effects



Trigger efficiency

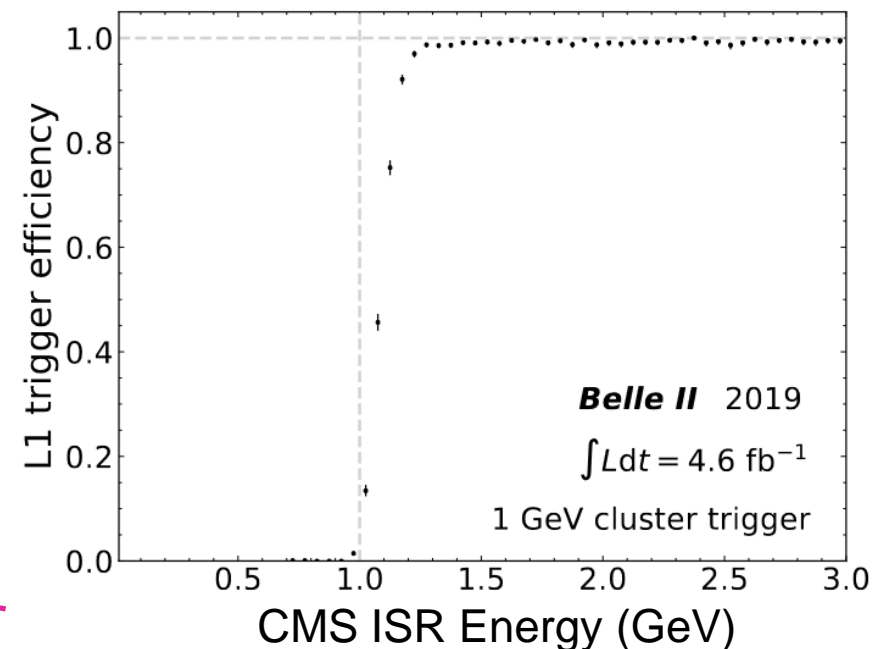
- ❑ ISR events are triggered by the calorimeter
- ❑ The efficiency can be measured by using the events triggered independently by the tracker
 - ❑ Efficiency for energetic ISR in barrel region: 99.9%
- ❑ The uncertainty related is small, 0.1%
- ❑ This also benefits other final-state measurements

→ Reference: triggered by track trigger



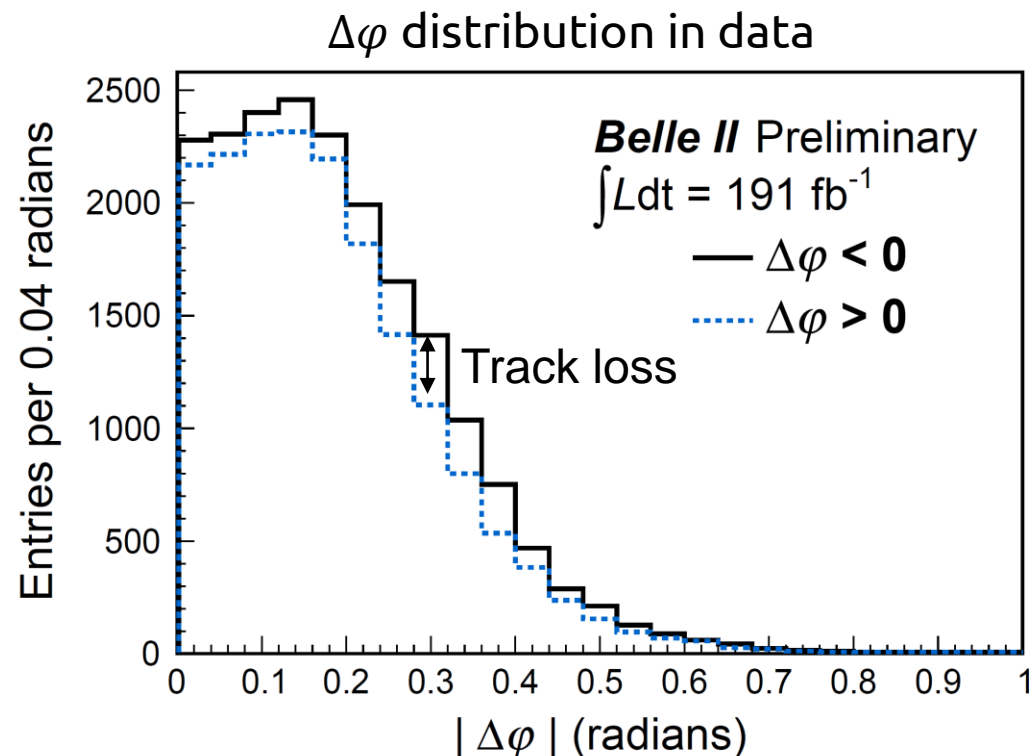
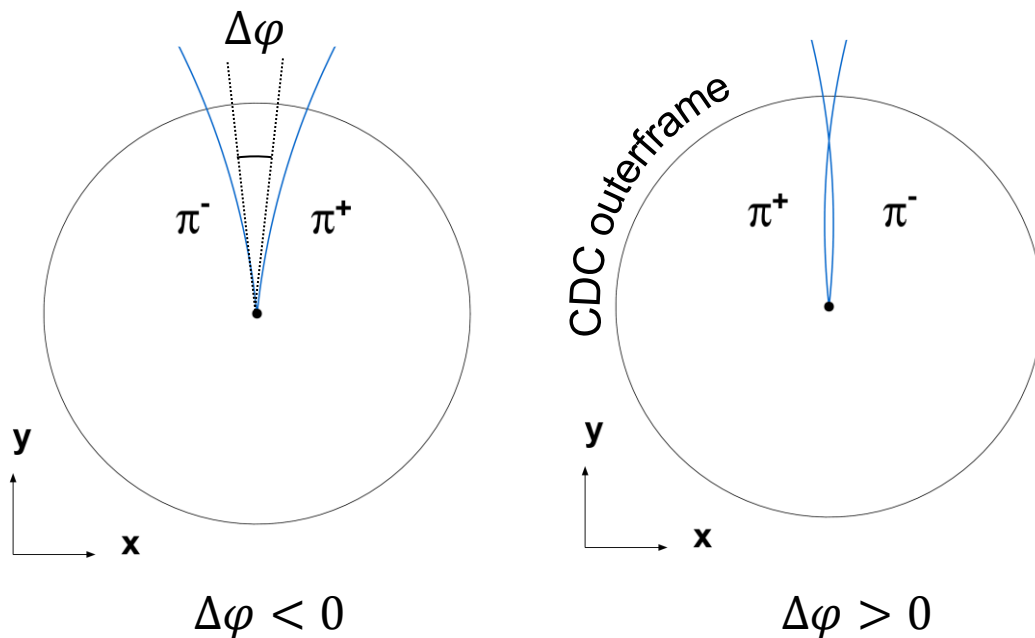
ISR photon in barrel
→ Probe: fire energy trigger

Belle II trigger efficiency measured by $\mu\mu\gamma$ (data)



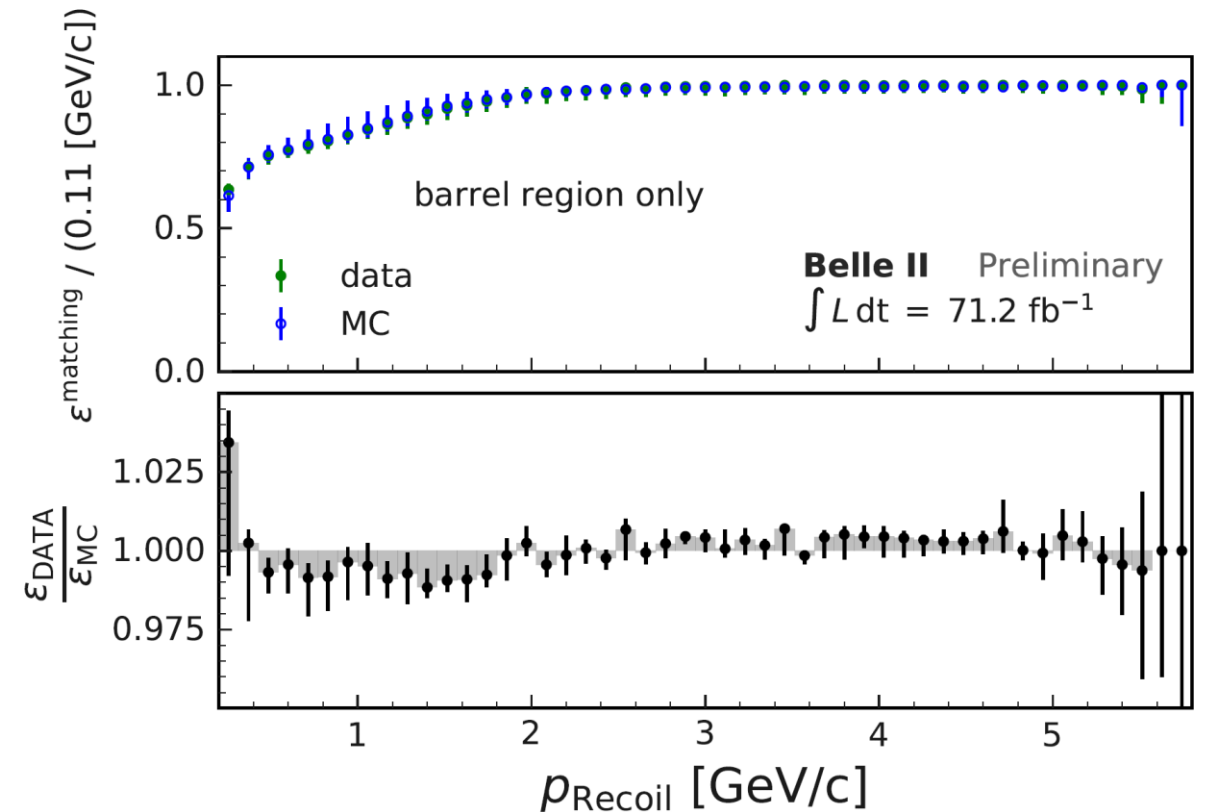
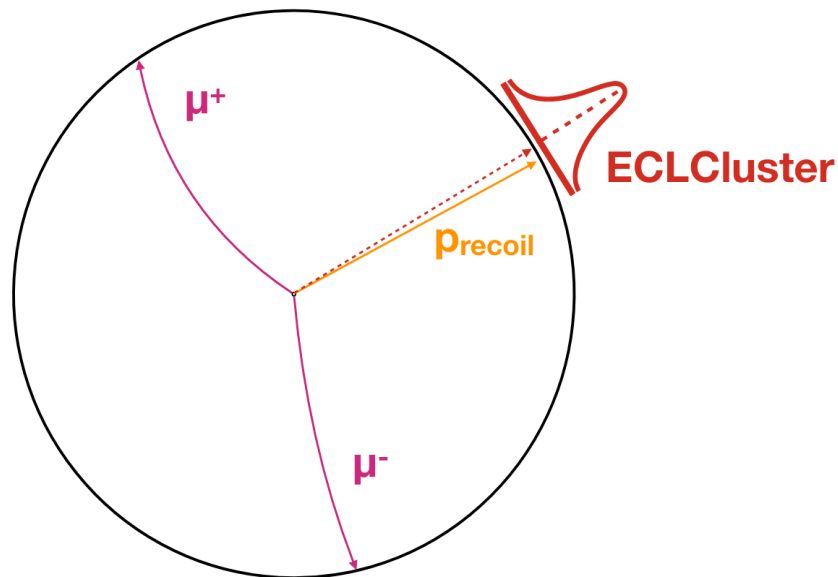
Tracking efficiency: Track loss

- Track loss due to shared hits on the drift chamber is confirmed using the $e^+e^- \rightarrow \pi^+\pi^-\pi^0\gamma$
- Define $\Delta\varphi := \varphi(\pi^+) - \varphi(\pi^-)$
- The inefficiency due to track loss is given by $f = \frac{N(\Delta\varphi < 0) - N(\Delta\varphi > 0)}{2N(\Delta\varphi < 0)}$
 - The track loss is 5.0% in data and 4.0% in MC
- In total, the correction factor of tracking is $(-1.4 \pm 0.8)\%$.
 - Dependency on no. of CDC hits and duplicated tracks are also studied.



ISR photon detection efficiency

- Photon detection efficiency is measured using $e^+e^- \rightarrow \mu^+\mu^-\gamma$ events
 - Taking a match between a ECL cluster and the missing momentum of dimuon system
- Efficiency is in good agreement with 0.7% systematic uncertainty

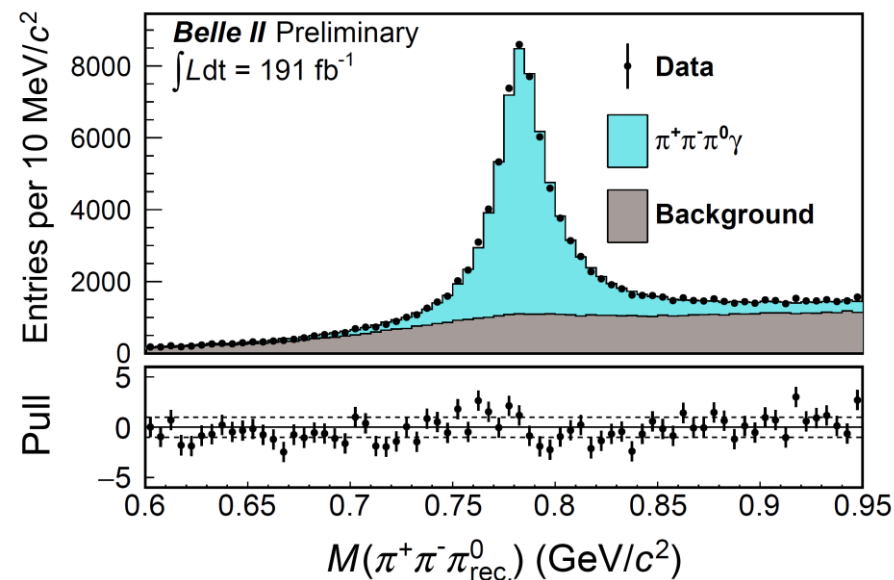
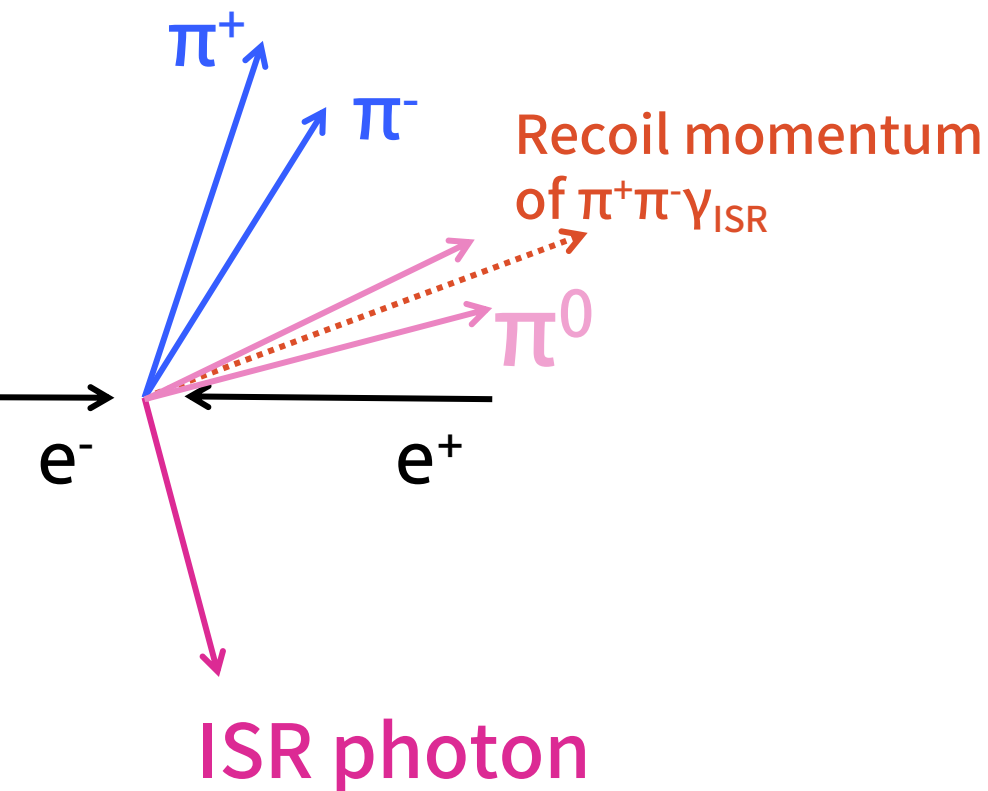


π^0 efficiency correction

- Accurate evaluation of π^0 efficiency in e^+e^- experiment is a challenging task.
 - Exclusive processes that include a π^0 are limited.
- Evaluate efficiency using the $e^+e^- \rightarrow \omega\gamma \rightarrow \pi^+\pi^-\pi^0\gamma$ events.

$$\varepsilon_{\pi^0} = \frac{N(\text{Full reconstruction} : \gamma_{\text{ISR}}\pi^+\pi^-\pi^0)}{N(\text{Partial reconstruction} : \gamma_{\text{ISR}}\pi^+\pi^-)}$$

➔ Count $\omega \rightarrow \pi^+\pi^-\pi^0$ decay without using π^0 information.



$$M^2(\pi^+\pi^-\pi^0_{\text{recoil}}) = (p_{\pi^+} + p_{\pi^-} + p_{\text{recoil}})^2$$

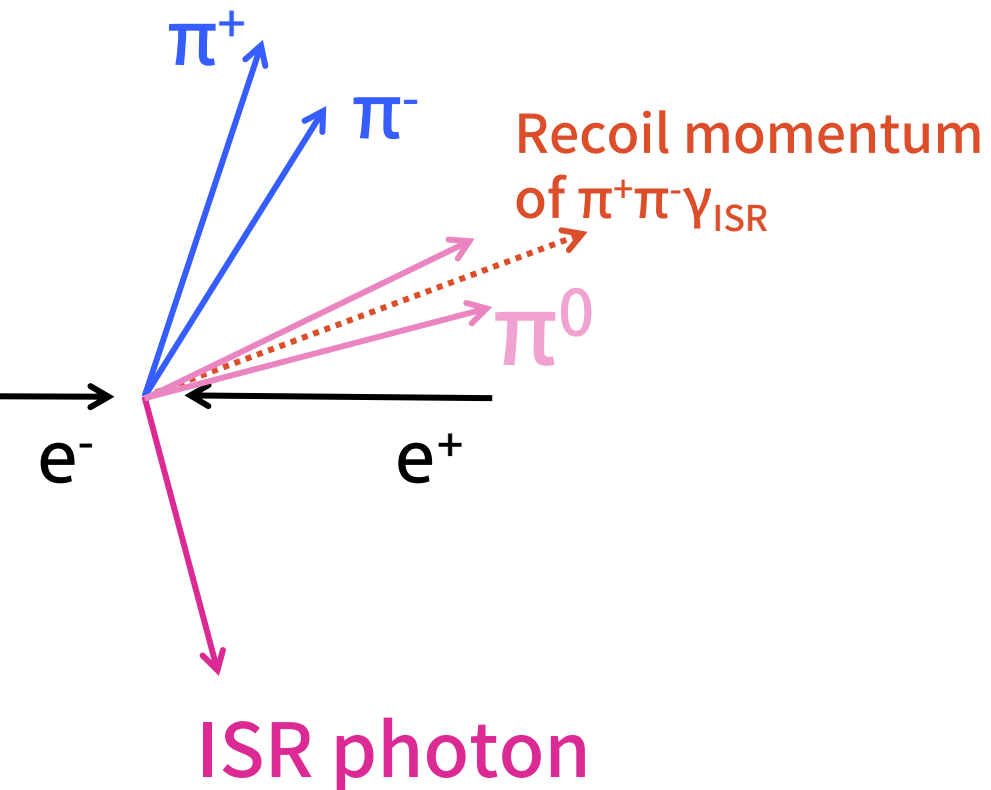
- π^0 momentum p_{recoil} is determined by kinematic fit to $\pi^+\pi^-\gamma$ with hypothesis that recoil mass equals π^0 mass

π^0 efficiency correction

- Accurate evaluation of π^0 efficiency in e^+e^- experiment is a challenging task.
 - Exclusive processes that include a π^0 are limited.
- Evaluate efficiency using the $e^+e^- \rightarrow \omega\gamma \rightarrow \pi^+\pi^-\pi^0\gamma$ events.

$$\varepsilon_{\pi^0} = \frac{N(\text{Full reconstruction : } \gamma_{\text{ISR}}\pi^+\pi^-\pi^0)}{N(\text{Partial reconstruction : } \gamma_{\text{ISR}}\pi^+\pi^-)}$$

➔ Count by reconstructing π^0 and fitting $M(\gamma\gamma)$



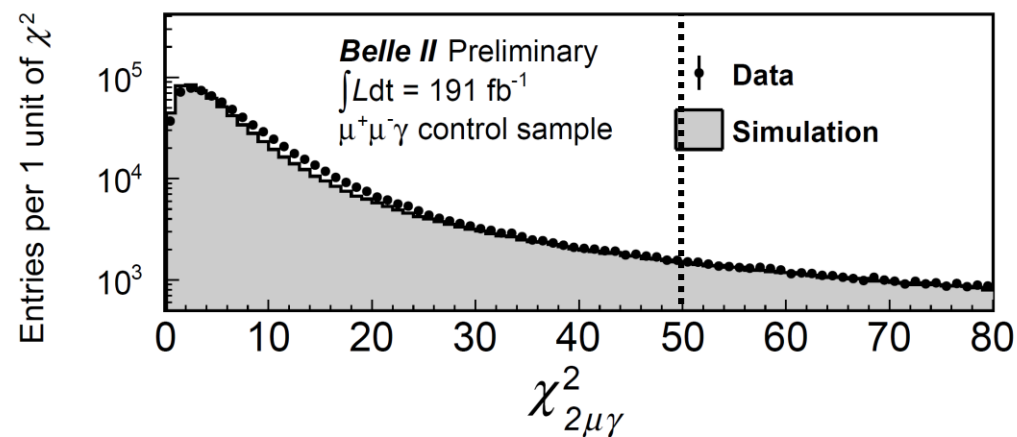
- ε_{π^0} are independently evaluated by the data and MC
 - Data/MC ratio = $0.986 \pm 0.006_{\text{stat}}$
- The systematic uncertainty related to π^0 is 1.0%
 - The uncertainty is evaluated by variations of the $M(\gamma\gamma)$ signal pdf, background pdfs, and selections

Background suppression efficiency

- Estimated by the ratio of signal yield before/after the criteria
- It is evaluated using ω and Φ , J/ψ resonances of good S/N
- In $M(3\pi) < 1.05 \text{ GeV}/c^2$, efficiency is $(89.5 \pm 0.2)\%$ for data
 - Data-MC difference is $\epsilon_{\text{data}}/\epsilon_{\text{MC}} - 1 = (-1.90 \pm 0.20)\%$
- $M(3\pi) > 1.05 \text{ GeV}/c^2$: the number of J/ψ was obtained by $M(3\pi)$ fitting
 - Data-MC difference is $\epsilon_{\text{data}}/\epsilon_{\text{MC}} - 1 = (-1.78 \pm 1.85)\%$
 - Error is due to statistical errors in the sample

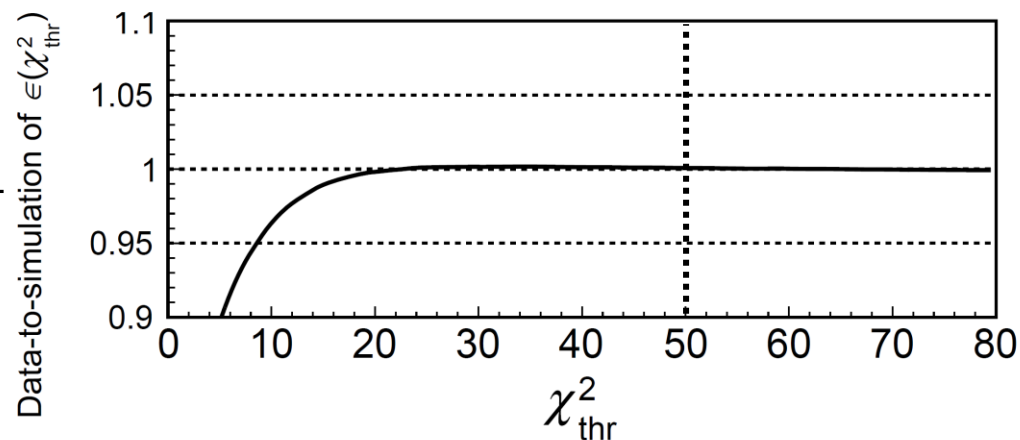
χ^2 selection efficiency

- ISR and tracks χ^2 -criteria efficiency is confirmed using $e^+e^- \rightarrow \mu^+\mu^-\gamma$ sample
- Confirm effects from differences in **position, momentum, and energy of ISR and tracks**
 - Agreement confirmed within $\pm 0.6\%$ uncertainty
- Dependence on multi-ISR photon calculations is discussed on the next page



$$\varepsilon(\chi^2_{\text{thr}}) = \frac{N(\chi^2 < \chi^2_{\text{thr}})}{N_{\text{all}}}$$

Data-MC ratio $\frac{\varepsilon_{\text{data}}(\chi^2_{\text{thr}})}{\varepsilon_{\text{MC}}(\chi^2_{\text{thr}})}$

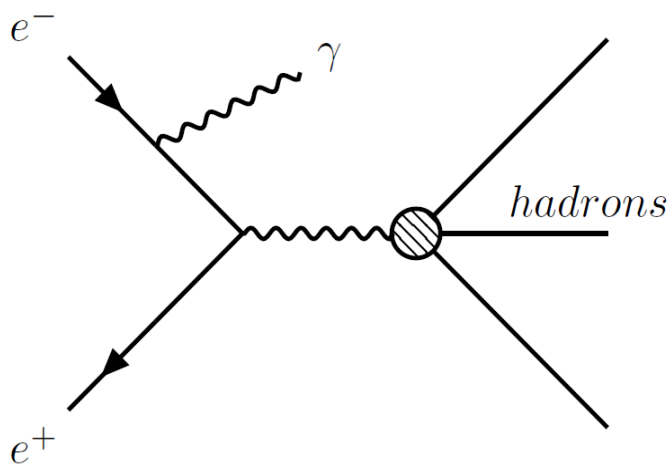


Higher-order ISR effects

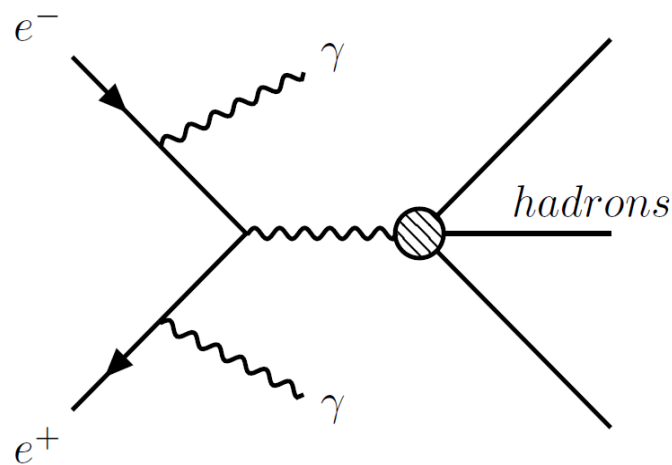
- Although a one-ISR photon emission process is set as the signal, in reality there are processes with multiple photon emissions.
- Two effects need to be considered from the existence of multiple photons:
 - A) Effective integrated luminosity L_{eff} (radiative correction): 0.5% unc.
 - B) χ^2 selection efficiency due to ISR photon calculations in generator: 1.2% unc.

Signal process

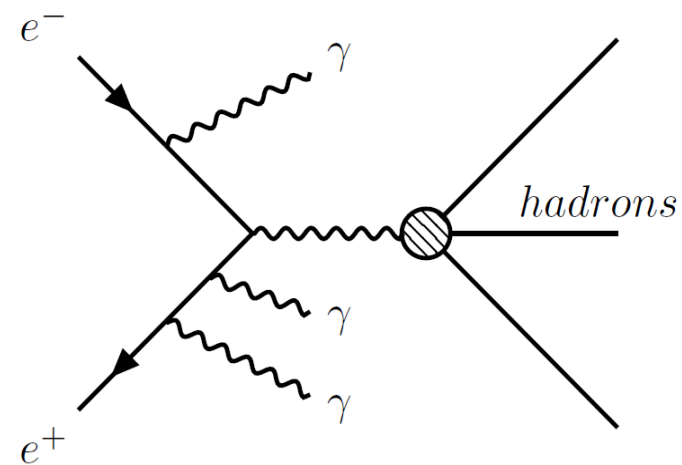
Leading-order (LO) ISR



Next-to-Leading-order (NLO) ISR



NNLO ISR



Efficiency correction : Summary

Source	Efficiency correction (%)	
	M < 1.05 GeV/c ²	M > 1.05 GeV/c ²
Trigger	-0.1±0.1	-0.1±0.1
ISR photon detection	0.2±0.7	+0.2±0.7
Tracking	-1.4±0.8	-1.7±0.8
π ⁰ detection	-1.4±1.0	-1.4±1.0
Background suppression	-1.9±0.2	-1.8±1.9
χ ² distribution	0.0±0.6	0.3±0.3
MC generator	0.0±1.2	0.0±1.2
Total correction	-4.6±2.0	-4.6±2.0

Analysis outline

- Event selection
- Background estimation
- Signal extraction
- Unfolding
- Efficiency estimation
- Cross section and a_μ calculation

Systematic uncertainty for $e^+e^- \rightarrow \pi^+\pi^-\pi^0$ cross section

- Luminosity is measured with Bhabha events and confirmed with $e^+e^- \rightarrow \gamma\gamma$ and $\mu^+\mu^-$ processes
- Major systematic uncertainty comes from **MC generator**, and **π^0 efficiency**
 - In $M(3\pi) > 1.05$ GeV, the uncertainty of **selection efficiency** is dominant

Source	Systematic uncertainty (%)	
	$\sqrt{s} < 1.05$ GeV ²	$\sqrt{s} > 1.05$ GeV
Trigger efficiency	0.1	0.2
ISR photon efficiency	0.7	0.7
Tracking efficiency	0.8	0.8
π^0 efficiency	1.0	1.0
χ^2 criteria efficiency	0.6	0.3
Background suppression efficiency	0.2	1.9
MC generator	1.2	1.2
Radiative correction	0.5	0.5
Integrated luminosity	0.6	0.6
Total systematics	2.2	2.8

Cross section calculation

$$\sigma_{ee \rightarrow 3\pi}(M_i(3\pi)) = \frac{N_{\text{unfolded},i}}{\varepsilon(M_i(3\pi)) \cdot L_{\text{eff}}(M_i(3\pi)) \cdot r_{\text{rad}}}$$

Unfolded signal spectrum

Cross section

$\sigma_{ee \rightarrow 3\pi}(M_i(3\pi))$

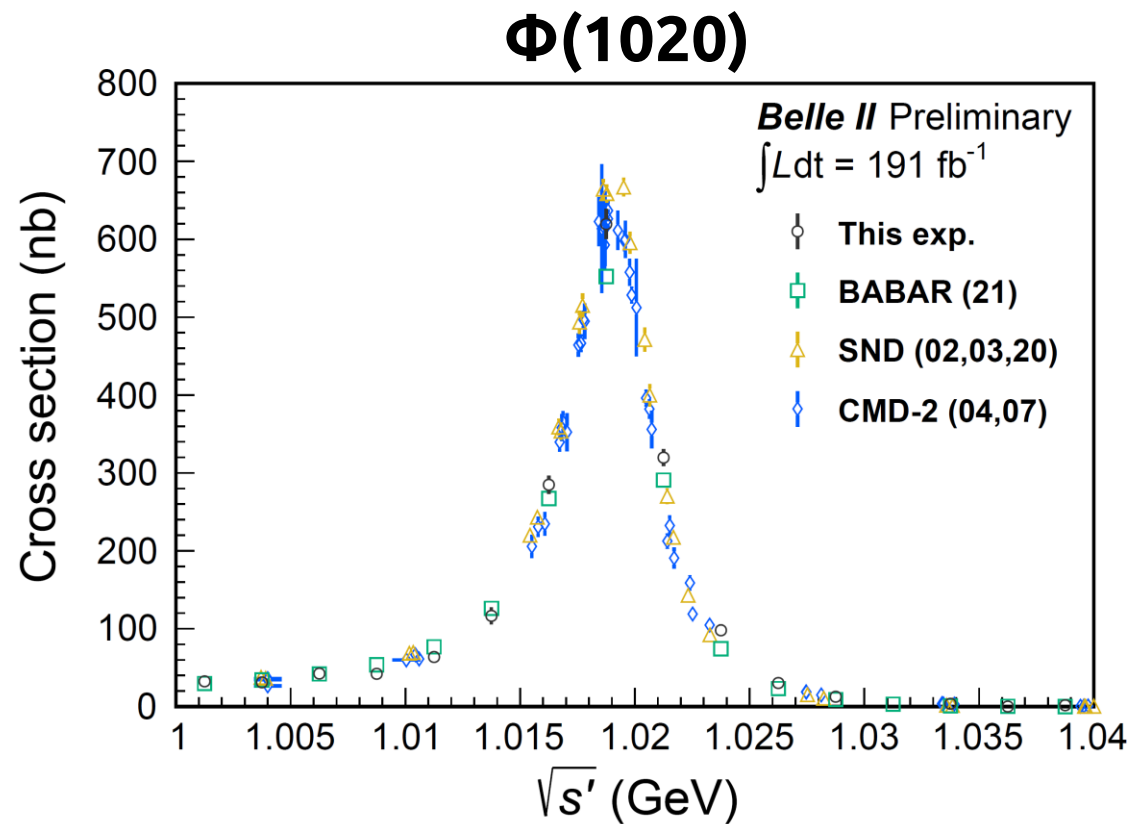
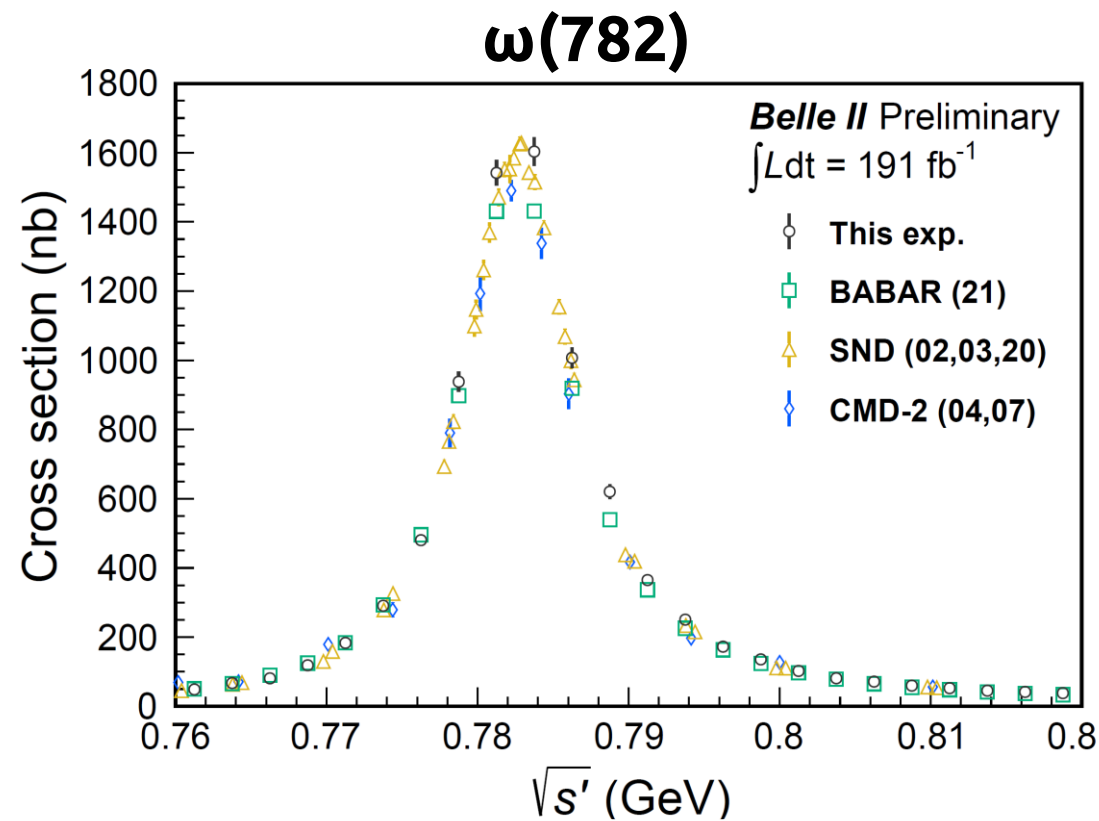
3π mass at i-th bin

Corrected Efficiency

Effective luminosity

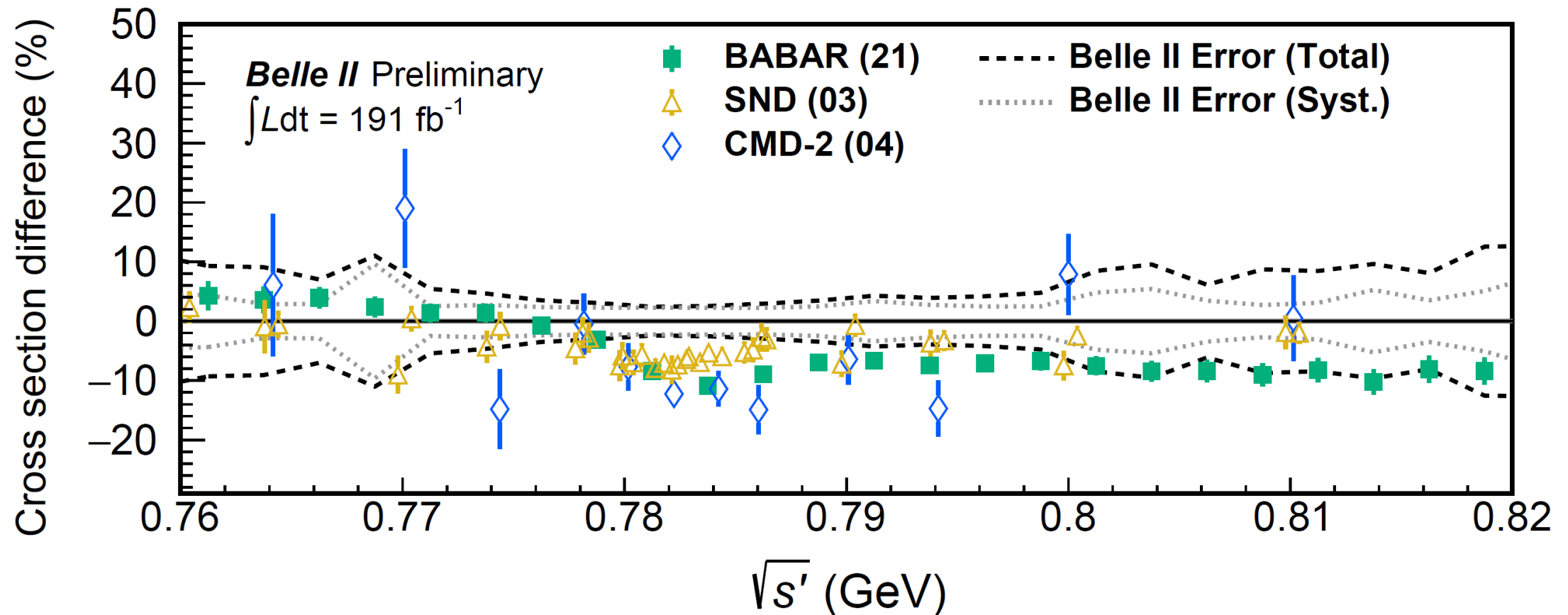
Radiative correction

Result: cross section below 1.05 GeV



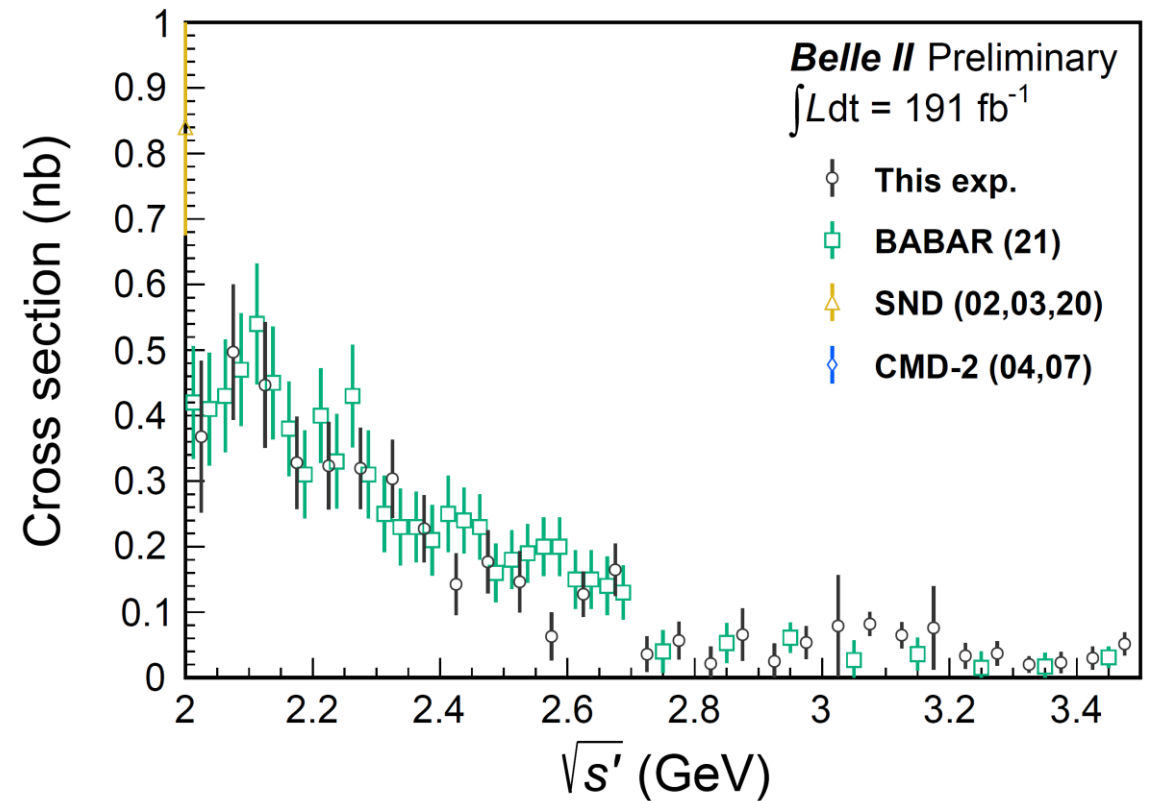
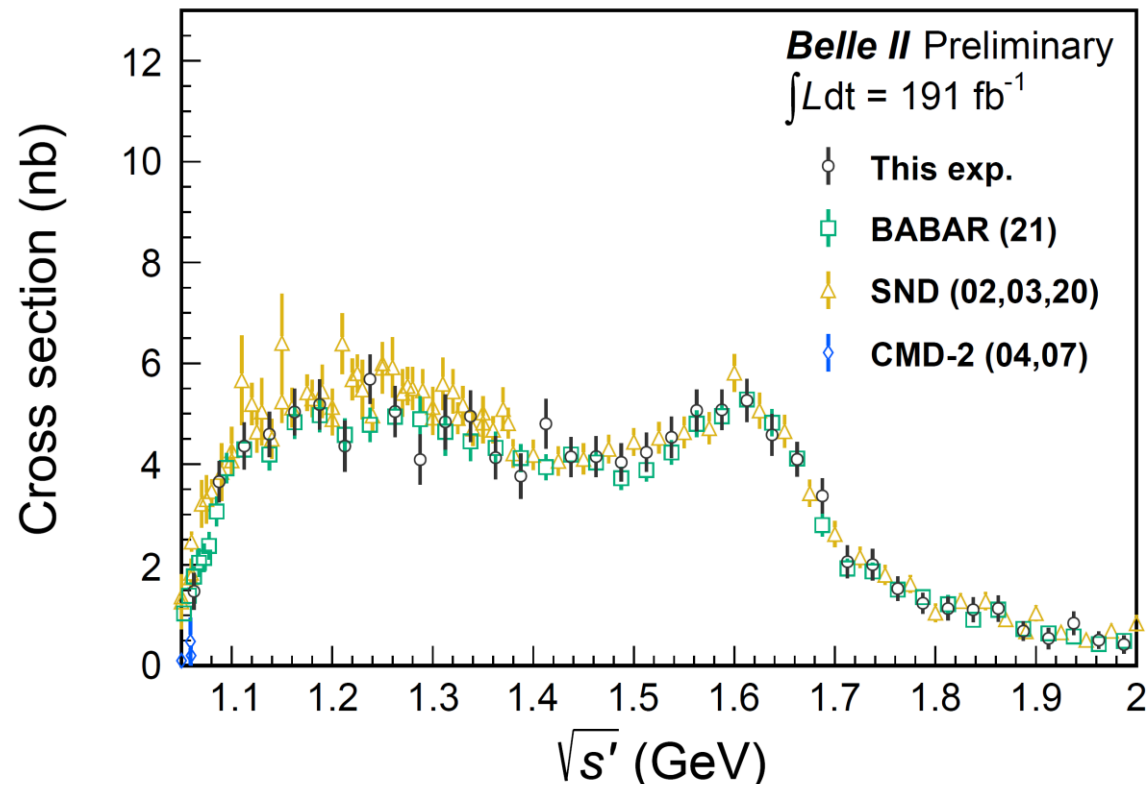
Result: cross section below 1.05 GeV

- Cross section at ω resonance is 5-10% higher than SND, BABAR, and CMD-2



Result: cross section above 1.05 GeV

□ Good agreement with BABAR result



Results: 3π contribution to a_μ HVP

$$a_\mu^{\text{LO,HVP},3\pi}(0.62-1.8 \text{ GeV}) = (48.91 \pm 0.25_{\text{stat}} \pm 1.07_{\text{syst}}) \times 10^{-10}$$

	$a_\mu(3\pi) \times 10^{10}$	Difference $\times 10^{10}$
BABAR alone [PRD104 11 (2021)]	$45.86 \pm 0.14 \pm 0.58$	-3.2 ± 1.3 (6.9%)
Global fit [JHEP08 208 (2023)]	$45.91 \pm 0.37 \pm 0.38$	-3.0 ± 1.2 (6.5%)

- 6.5% higher than the global fit result with 2.5σ significance
- This difference 3×10^{-10} corresponds 10% of $\Delta a_\mu = a_\mu(\text{Exp}) - a_\mu(\text{SM}) = 25 \times 10^{-10}$

Systematic uncertainty for a_μ

Source	Systematic uncertainty (%)
Efficiency corrections	1.63
Monte Carlo generator	1.20
Integrated luminosity	0.64
Simulated sample size	0.15
Background subtraction	0.02
Unfolding	0.12
Radiative corrections	0.50
Vacuum polarization corrections	0.04
Total	2.19

Next: $e^+e^- \rightarrow \pi^+\pi^-$ at Belle II

- Target precision: 0.5% of $a_\mu(2\pi)$
- Trying to follow BABAR methods as a baseline
- Systematics uncertainty dominant analysis
 - BABAR : 232 /fb [[Phys. Rev. D 86 \(2012\), 032013](#)]
 - We can use large dataset to control systematic uncertainties
- Design of data-driven efficiency corrections for tracking, trigger and $\pi/\mu/K$ ID is ongoing

Summary

- Cross-section measurements are ongoing at the SuperKEKB/Belle II experiment
 - Good trigger efficiency thanks to the upgrade is confirmed
 - Further channel analysis can be expected in the future
- We measured the $e^+e^- \rightarrow \pi^+\pi^-\pi^0$ cross section with systematic uncertainty of 2.2%
 - The second largest contribution to HVP term
 - The largest uncertainty arises from NLO/NNLO calculation in MC generator
- Our results are about 2.5σ greater than BABAR and global fit
 - $a_\mu^{\text{LO,HVP}}(3\pi) = (48.91 \pm 0.25_{\text{stat}} \pm 1.07_{\text{syst}}) \times 10^{-10}$
- The paper is available on [arXiv:2404.04915](https://arxiv.org/abs/2404.04915) and has been submitted to PRD

